

DENON

3

For U.S.A., Canada, Europe,
Asia, China & Japan model

Ver. 3

Please refer to the
MODIFICATION NOTICE.

SERVICE MANUAL

MODEL DVD-2930/2930CI

DVD AUDIO-VIDEO / SUPER AUDIO CD PLAYER

注意

サービスをおこなう前に、このサービスマニュアルを必ずお読みください。本機は、火災、感電、けがなどに対する安全性を確保するために、さまざまな配慮をおこなっており、また法的には「電気用品安全法」にもとづき、所定の許可を得て製造されております。従ってサービスをおこなう際は、これらの安全性が維持されるよう、このサービスマニュアルに記載されている注意事項を必ずお守りください。

● For purposes of improvement, specifications and design are subject to change without notice.

● 本機の仕様は性能改良のため、予告なく変更することがあります。
● 補修用性能部品の保有期間は、製造打切後8年です。

● Please use this service manual with referring to the operating instructions without fail.

● 修理の際は、必ず取扱説明書を参照の上、作業を行ってください。

● Some illustrations using in this service manual are slightly different from the actual set.

● 本文中に使用しているイラストは、説明の都合上現物と多少異なる場合があります。

DENON

TOKYO, JAPAN

Denon Brand Company, D&M Holdings Inc.

SAFETY PRECAUTIONS

The following check should be performed for the continued protection of the customer and service technician.

LEAKAGE CURRENT CHECK

Before returning the unit to the customer, make sure you make either (1) a leakage current check or (2) a line to chassis resistance check. If the leakage current exceeds 0.5 milliamps, or if the resistance from chassis to either side of the power cord is less than 460 kohms, the unit is defective.

LASER RADIATION

Do not stare into beam or view directly with optical instruments, class 3A laser product.

CAUTION Please heed the points listed below during servicing and inspection.

◎ Heed the cautions!

Spots requiring particular attention when servicing, such as the cabinet, parts, chassis, etc., have cautions indicated on labels or seals. Be sure to heed these cautions and the cautions indicated in the handling instructions.

◎ Caution concerning electric shock!


(1) An AC voltage is impressed on this set, so touching internal metal parts when the set is energized could cause electric shock. Take care to avoid electric shock, by for example using an isolating transformer and gloves when servicing while the set is energized, unplugging the power cord when replacing parts, etc.

(2) There are high voltage parts inside. Handle with extra care when the set is energized.

◎ Caution concerning disassembly and assembly!

Though great care is taken when manufacturing parts from sheet metal, there may in some rare cases be burrs on the edges of parts which could cause injury if fingers are moved across them. Use gloves to protect your hands.

◎ Only use designated parts!

The set's parts have specific safety properties (fire resistance, voltage resistance, etc.). For replacement parts, be sure to use parts which have the same properties. In particular, for the important safety parts that are marked  on wiring diagrams and parts lists, be sure to use the designated parts.

◎ Be sure to mount parts and arrange the wires as they were originally!

For safety reasons, some parts use tape, tubes or other insulating materials, and some parts are mounted away from the surface of printed circuit boards. Care is also taken with the positions of the wires inside and clamps are used to keep wires away from heating and high voltage parts, so be sure to set everything back as it was originally.

◎ Inspect for safety after servicing!


Check that all screws, parts and wires removed or disconnected for servicing have been put back in their original positions, inspect that no parts around the area that has been serviced have been negatively affected, conduct an insulation check on the external metal connectors and between the blades of the power plug, and otherwise check that safety is ensured.


(Insulation check procedure)

Unplug the power cord from the power outlet, disconnect the antenna, plugs, etc., and turn the power switch on. Using a 500V insulation resistance tester, check that the insulation resistance between the terminals of the power plug and the externally exposed metal parts (antenna terminal, headphones terminal, microphone terminal, input terminal, etc.) is 1MΩ or greater. If it is less, the set must be inspected and repaired.

CAUTION Concerning important safety parts

Many of the electric and structural parts used in the set have special safety properties. In most cases these properties are difficult to distinguish by sight, and using replacement parts with higher ratings (rated power and withstand voltage) does not necessarily guarantee that safety performance will be preserved. Parts with safety properties are indicated as shown below on the wiring diagrams and parts lists in this service manual. Be sure to replace them with parts with the designated part number.

(1) Schematic diagrams ... Indicated by the  mark.

(2) Parts lists ... Indicated by the  mark.

Using parts other than the designated parts could result in electric shock, fires or other dangerous situations.

注意 サービス、点検時にはつぎのことにご注意願います。

◎注意事項をお守りください！

サービスのとき特に注意を必要とする個所についてはキャビネット、部品、シャーシなどにラベルや捺印で注意事項を表示しています。これらの注意書きおよび取扱説明書などの注意事項を必ずお守りください。

◎感電に注意！


(1) このセットは、交流電圧が印加されていますので通電時に内部金属部に触れると感電することがあります。従って通電サービス時には、絶縁トランスの使用や手袋の着用、部品交換には、電源プラグを抜くなどして感電にご注意ください。

(2) 内部には高電圧の部分がありますので、通電時の取扱には十分ご注意ください。

◎分解、組み立て作業時のご注意！

板金部品の端面の『バリ』は、部品製造時に充分管理しておりますが、板金端面は鋭利となっている箇所がありますので、部品端面に触れたまま指を動かすとまれに怪我をする場合がありますので十分注意して作業して下さい。手の保護のために手袋を着用して下さい。

◎指定部品の使用！

セットの部品は難燃性や耐電圧など安全上の特性を持ったものとなっています。従って交換部品は、使用されていたものと同じ特性の部品を使用して下さい。特に配線図、部品表に  印で指定されている安全上重要な部品は必ず指定のものをご使用ください。

◎部品の取付けや配線の引きまわしは、元どおりに！

安全上、テープやチューブなどの絶縁材料を使用したり、プリント基板から浮かして取付けた部品があります。また内部配線は引きまわしやクランパーによって発熱部品や高圧部品に接近しないように配慮されていますので、これらは必ず元どおりにして下さい。

◎サービス後は安全点検を！


サービスのために取り外したねじ、部品、配線などが元どおりになっているか、またサービスした個所の周辺を劣化させてしまったところがないかなどを点検し、外部金属端子部と、電源プラグの刃の間の絶縁チェックをおこなうなど、安全性が確保されていることを確認してください。


(絶縁チェックの方法)

電源コンセントから電源プラグを抜き、アンテナやプラグなどを外し、電源スイッチを入れます。500V 絶縁抵抗計を用いて、電源プラグのそれぞれの端子と外部露出金属部 [アンテナ端子、ヘッドホン端子マイク端子、入力端子など] との間で、絶縁抵抗値が 1 MΩ 以上であること、この値以下のときはセットの点検修理が必要です。

注意 安全上重要な部品について

本機に使用している多くの電気部品、および機構部品は安全上、特別な特性を持っています。この特性はほとんどの場合、外観では判別つきにくく、またもとの部品より高い定格（定格電力、耐圧）を持ったものを使用しても安全性が維持されることは、限りません。安全上の特性を持った部品は、このサービスマニュアルの配線図、部品表につぎのように表示していますので必ず指定されている部品番号のものを使用願います。

(1) 配線図…マークで表示しています。

(2) 部品表…マークで表示しています。

指定された部品と異なるものを使用した場合には、感電、火災などの危険を生じる恐れがあります。

WIRE ARRANGEMENT

If wire bundles are untied or moved to perform adjustment or parts replacement etc., be sure to rearrange them neatly as they were originally bundled or placed afterward. Otherwise, incorrect arrangement can be a cause of noise generation.

Wire arrangement viewed from the top

ワイヤー整形図

調整や部品の交換等により、ワイヤー類の結束をはずしたり移動させた場合には、それらの作業が完了した時点でワイヤーの整形をおこなってください。正しく整形されてないとノイズ発生の原因となることがあります。

上面からみたワイヤー整形

DVD2930CIE3



DVD2930JP



DVD2930E2/E2A/E1C



DISASSEMBLY

(Follow the procedure below in reverse order when reassembling.)

Disassembly and abandonment

- (1) Disassembly of a set
It decomposes according to a work procedure 1.~11. clause.
- (2) Judgment of use parts
It classifies according to the discernment signs in a figure (c, m, s, p, etc.).
- (3) Abandonment of parts
Each part article is discarded according to the specification abandonment method of each self-governing body.
The parts of ◆ mark show that it shall be remove.

No.	Part Name	Q'ty	Material
c • 1	Loader Panel ass'y	1	-
c • 2	DVD mechanism ass'y	1	-
c • 3	Power P.W.B. ass'y	1	-
c • 4	Ac inlet	1	-
c • 5	Ferrite core & 3P VH wire	1	-
c • 6	Block of Video P.W.B.	1	-
c • 7	Block of Audio P.W.B.	1	-
c • 8	A.Power P.W.B. ass'y	1	-
c • 9	M.Support P.W.B.	1	-
c • 10	Display P.W.B. ass'y	1	-
c • 11	P.SW-1 P.W.B. ass'y	1	-
c • 12	P.SW-2 P.W.B. ass'y	1	-
c • 13	Power knob(SUB) ass'y	1	-
c	Wire (the othes)		-
c (Complex) totals			1,808g

No.	Part Name	Q'ty	Material
p • 1	Heat sheet	1	Silicon
p • 2	Foot ass'y	4	ABS+CR
p • 3	PWB support	2	PA66
p • 4	Rubber	2	CR
	Gasket (only E3)	2	PE
p • 5	Gasket (only E3)	4	PE
p • 6	Inner panel	1	ABS
p • 7	Part of inner panel	1	ABS
p • 8	Blind ass'y	1	PVC+PE
p • 9	Rubber sheet	2	CR
p	the othes		-
p (Plastics) totals			262g

各部のはずしかた

(組み立てるときは、逆の順序でおこなってください。)

分解と廃棄

- (1) セットの分解
作業手順 1. ~ 11. 項に従い分解を実施します。
- (2) 使用部品の分別
図中の識別記号 (c, m, s, p 等) に従い分別する。
- (3) 部品の廃棄
各部品は、各自治体の指定廃棄方法に従い廃棄する。
◆記号付き部品は、分離する事。

No.	Part Name	Q'ty	Material
m • 1	Top cover	1	SECC+PVC
m • 2	Inner cover	1	SECC
m • 3	Mecha cover (only E3)	1	SECC
m • 4	Support bracket	1	SECC
m • 5	Chassis & the others	1	SECC
m • 6	Display Bracket (only E3)	1	SECC
m • 7	Spring	2	SUS304
m • 8	Front panel	1	A6063SS
m	the othes		-
m (Metals) totals			5,383g

No.	Part Name	Q'ty	Material
s • 1	Screw 3X6 CBTS(S)-B		SW
s • 2	Screw 4X8 3P SWELLING	9	SW
s • 3	Screw 3X8 CFTS(S)		SW
s • 4	Screw 2.6X8 CBTS(S)		SW
s • 5	Screw 3X8 CBTS(S)-Z		SW
s • 6	Screw 3X8 CBTS(P)-B		SW
s • 7	M3 nut (RS-232C)	2	SW
s • 8	Screw 3X8 CBS-Z		SW
s • 9	Screw 3X6 CFS		
s • 10	Screw FIXING		
s • 11	Screw 3X8 CPTS(S)	1	
s • 12	Screw 3X10 CFTS(P)	2	SW
s • 13	Screw 3X10 Special(P)	2	SW
s	the othes		-
s (Screws) totals			69g

Total Weight	7,522g
Recycle Weight	5,714g
Abandonment Weight	1,808g

The parts of ◆ mark show that it shall be remove at the disassembly and the abandonment

	Part Name	Dimensions	Ref.No.	Unit No.	Q'ty
◆	CE04W2G470MC (KMG)	Φ16.0 X h31.5mm	C-904	c • 3 Power P.W.B. ass'y (GU-3730-2)	1
◆	CE04W1E102MC J30(KY)	Φ10.0 X h30.0mm	C-913	c • 3 Power P.W.B. ass'y (GU-3730-2)	1
◆	CE04W0J562MC(KY)K35	Φ12.5 X h35.0mm	C-916, C-917	c • 3 Power P.W.B. ass'y (GU-3730-2)	2

1. Top cover & Inner cover

1.1. Top cover

- (1) Remove 2 screws (s · 1) on the rear side and 9 screws (s · 2) on the top and the both sides.
- (2) Widen the Top cover (m · 1) a little laterally, then detach it with sliding.

1.2. Inner cover

- (1) Remove 4 screws (s · 3) on the top side.
- (2) Detach Inner cover (m · 2).

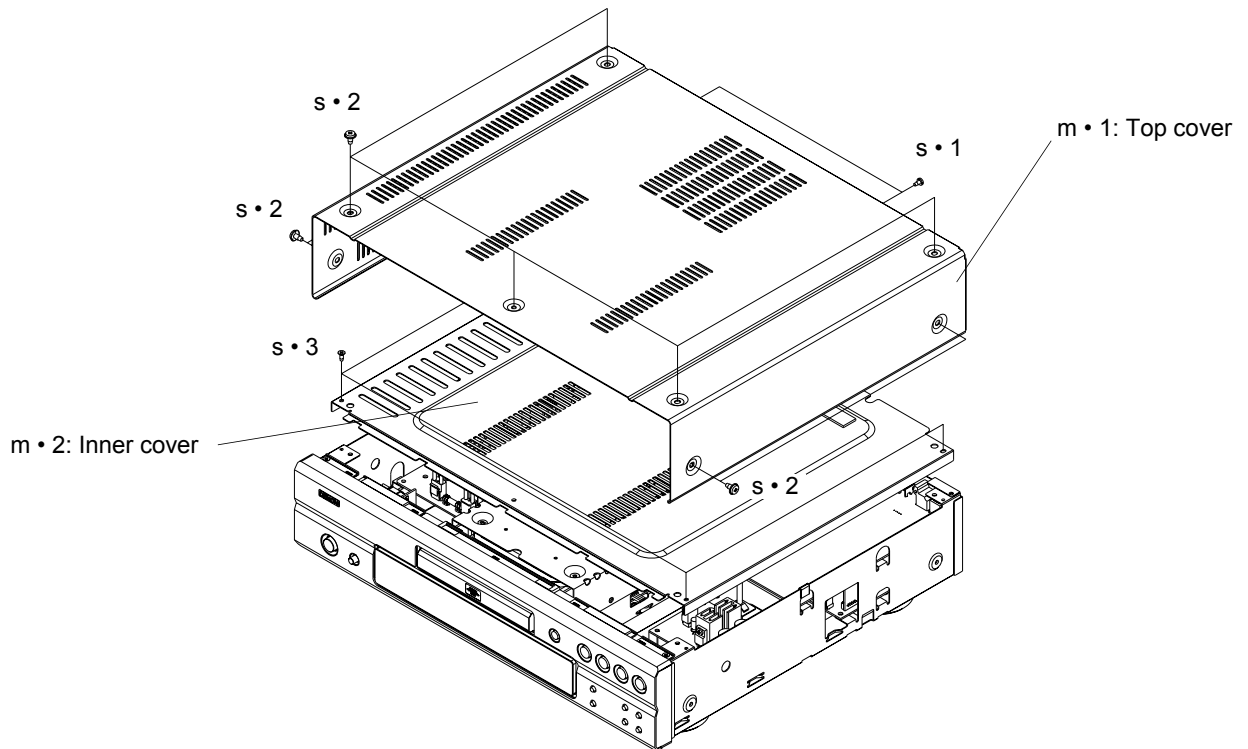
1. Top cover & Inner cover

1.1. トップカバー

- (1) 背面側から s · 1 のねじ 2 本と天・側面から s · 2 のねじ 9 本をはずします。
- (2) 左右へ少し広げて m · 1 : Top cover をはずします。

1.2. インナーカバー

- (1) 天面から s · 3 のねじ 4 本をはずします。
- (2) m · 2 : Inner cover をはずします。



2. DVD mechanism ass'y

2.1. When the Disc tray can be ejected electrically.

- (1) Switch on, and press [OPEN/CLOSE] button to open the Disc tray.
- (2) Detach the Loader panel ass'y (c • 1) by lifting.
- (3) Close the Disc tray.
- (4) Remove 4 screws (s • 4) and 2 screws (s • 5) on the top side.
Remove 5 top screws (s • 6) and 2 side screws (s • 1), then detach the Mecha cover (m • 3) (only E3).
- (5) Disconnect [CX171] [CX331] [CX044] [CX211] from the MAIN P.W.B. (GU-3729-1).
- (6) Take the DVD mechanism ass'y (c • 2) off.

2.2. When the Disc tray cannot be ejected electrically.

- (1) Insert a driver into the left hole, and push the Plate Gear of the DVD Mechanism, to open the Disc Tray.
(Arrow direction)
- (2) The same steps described on 2-1. (2)~(6).

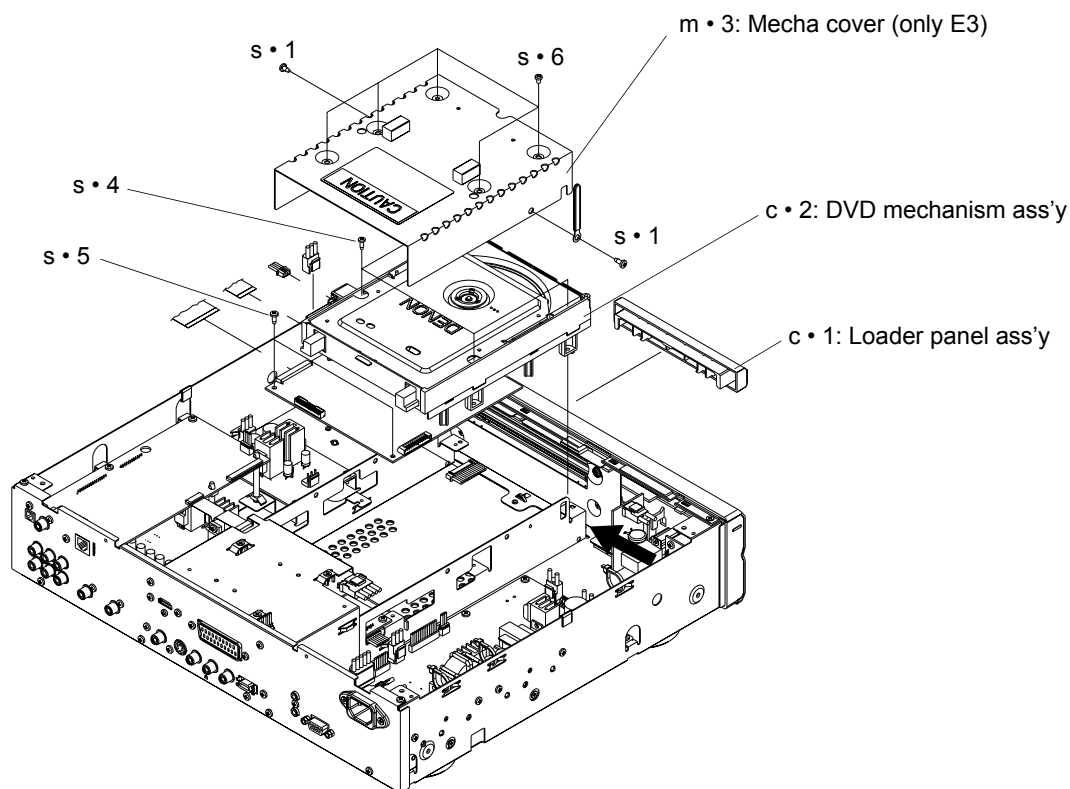
2. DVD mechanism ass'y

2.1. ディスクトレイが電動でオープン出来る場合

- (1) 電源を入れ「OPEN/CLOSE」ボタンを押して、ディスクトレイを開きます。
- (2) c • 1 : Loader panel ass'y を持ち上げてはずします。
- (3) ディスクトレイを閉じます。
- (4) 天面側から s • 4 のねじ 4 本と s • 5 のねじ 2 本をはずします。
天面側から s • 6 のねじ 5 本と側面から s • 1 のねじ 2 本をはずし、m • 3 : Mecha cover をはずします。(E3 のみ)
- (5) メイン基板 (GU-3729-1) よりワイヤー [CX171] [CX331] [CX044] [CX211] をはずします。
- (6) c • 2 : DVD mechanism ass'y をはずします。

2.2. ディスクトレイが電動でオープン出来ない場合

- (1) 左側面の孔よりドライバー等を挿し込みメカユニットのプレートギアを押してディスクトレイを開きます。
(矢印方向)
- (2) 2-1.(2) ~ (6) の作業に同じ。

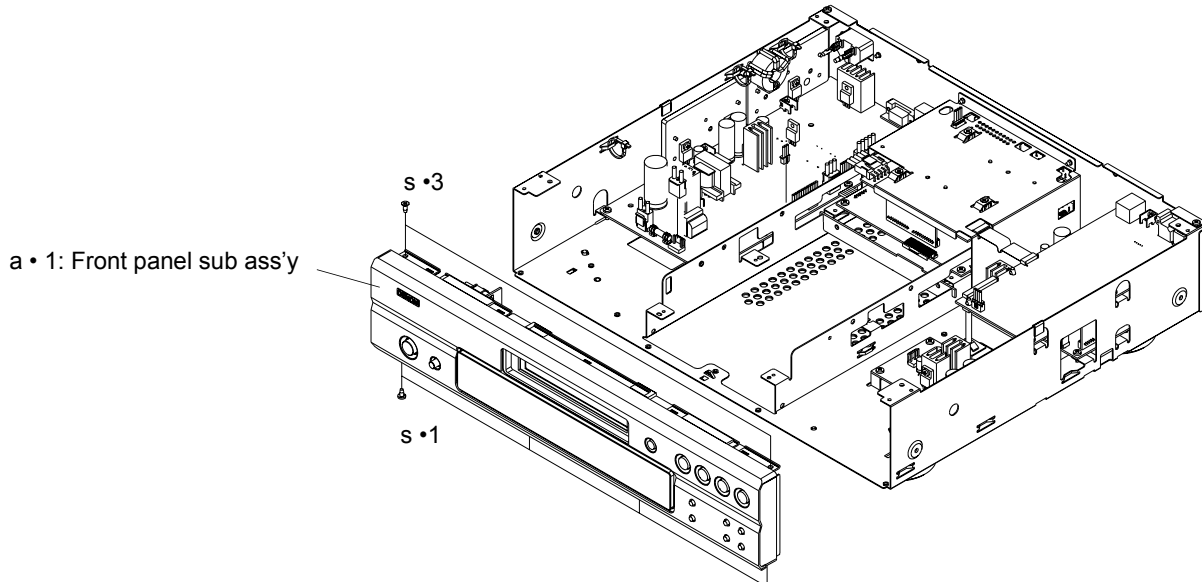


3. Front panel sub ass'y

- (1) Disconnect the wire [CX031] [CX025] connecting From the Front panel sub ass'y (a · 1).
- (2) Remove 2 top screws (s · 3) and 4 bottom screws (s · 1), then detach the Front panel sub ass'y.

3. Front panel sub ass'y

- (1) a · 1 : Front panel sub ass'y からのワイヤー [CX031] [CX025] をはずします。
- (2) 天面から s · 3 のねじ 2 本と底面から s · 1 のねじ 4 本をはずし、a · 1 : Front panel sub ass'y をはずします。



4. Power P.W.B. ass'y etc.

4.1. Power P.W.B. ass'y

- (1) Remove 1 screw (s・6) and 2 nut (s・7) on the rear side.
- (2) Remove 4 side screws (s・8) and 4 top screws (s・3).
- (3) Disconnect the wire [CX132] [CX054] [CX024] [CX071] [CX033] connecting Power P.W.B. ass'y (c・3).
- (4) Detach the Power P.W.B. ass'y (c・3).
Thing to do abandonment based on WEEE directive
detaching E-Capacitor of C904, C913, C916, C917 when
abandoning Power P.W.B. ass'y (c・3).

4.2. AC INLET

- (1) Remove 2 rear screws (s・3).
- (2) Disconnect the STO terminals from AC inlet (c・4).
- (3) Detach the AC inlet (c・4).

4.3. Ferrite core & 3P VH wire

- (1) Cut 3 clumper on the left side of the chassis.
- (2) Detach the Ferrite core & 3P VH wire (c・5).

4. Power P.W.B. ass'y etc.

4.1. 電源基板 ass'y

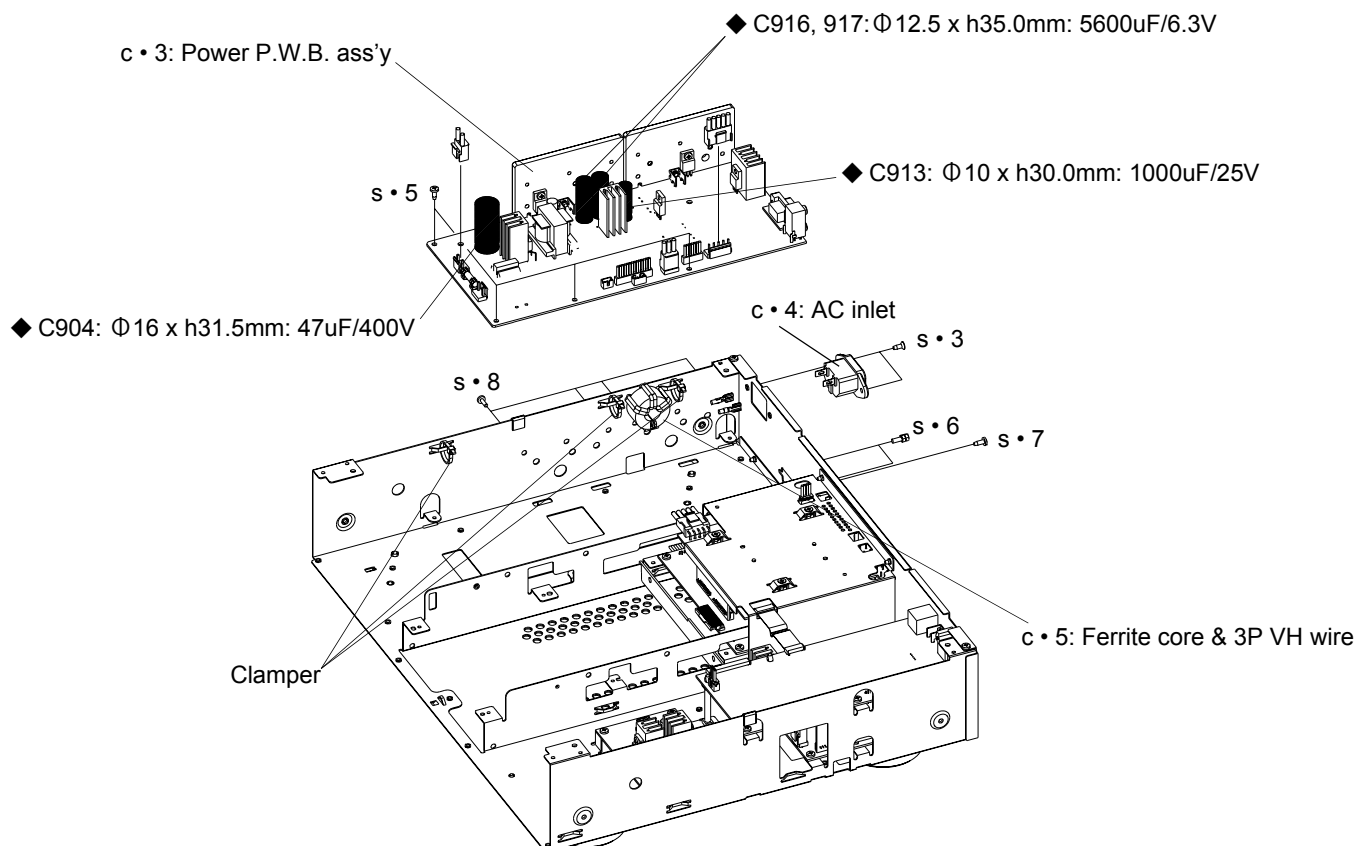
- (1) 背面から s・6 のねじ 1 本と s・7 のナット 2 本をはずします。
- (2) 側面から s・8 のねじ 4 本と天面から s・5 のねじ 4 本をはずします。
- (3) c・3：電源基板 ass'y からワイヤー [CX132] [CX054] [CX024] [CX071] [CX033] をはずします。
- (4) c・3：電源基板 ass'y をはずします。
電源基板 ass'y の廃棄時は、C904、C913、C916、C917 電解コンデンサを取外して WEEE 指令に基づく処理の事。

4.2. AC INLET

- (1) 背面から s・3 のねじ 2 本をはずします。
- (2) c・4：AC INLET から STO コネクターをはずします。
- (3) c・4：AC INLET をはずします。

4.3. フェライトコア & 3P VH ワイヤ

- (1) シャーシ左側面のクランプバンド3箇所をカットします。
- (2) c・5：フェライトコアと 3P VH ワイヤをはずします。



5. Block of Video P.W.B.

5.1. Support bracket

- (1) Remove 2 rear screws (s • 1) and 2 side screws (s • 1) and 3 top screws (s • 9).
- (2) Disconnect [CY041] [CY131] from the D.Video P.W.B. ass'y (GU-3748). (only E2 & E1C)
- (3) Take the Support bracket (m • 4) off.
- (4) Take the Heat sheet (p • 1) off.

5.2. Block of Video P.W.B.

- (1) Remove 4 screws (s • 1) and 5 (JP: 6, E2&E1C: 7) screws (s • 10) and 1 screw (s • 11) on the rear side and 2 screws (s • 5) on the top side.
- (2) Take the Block of Video P.W.B. (GU-3729-2/GU-3730-6 /GU-3730/GU-3730-8/GU-3748) (c • 6) off.

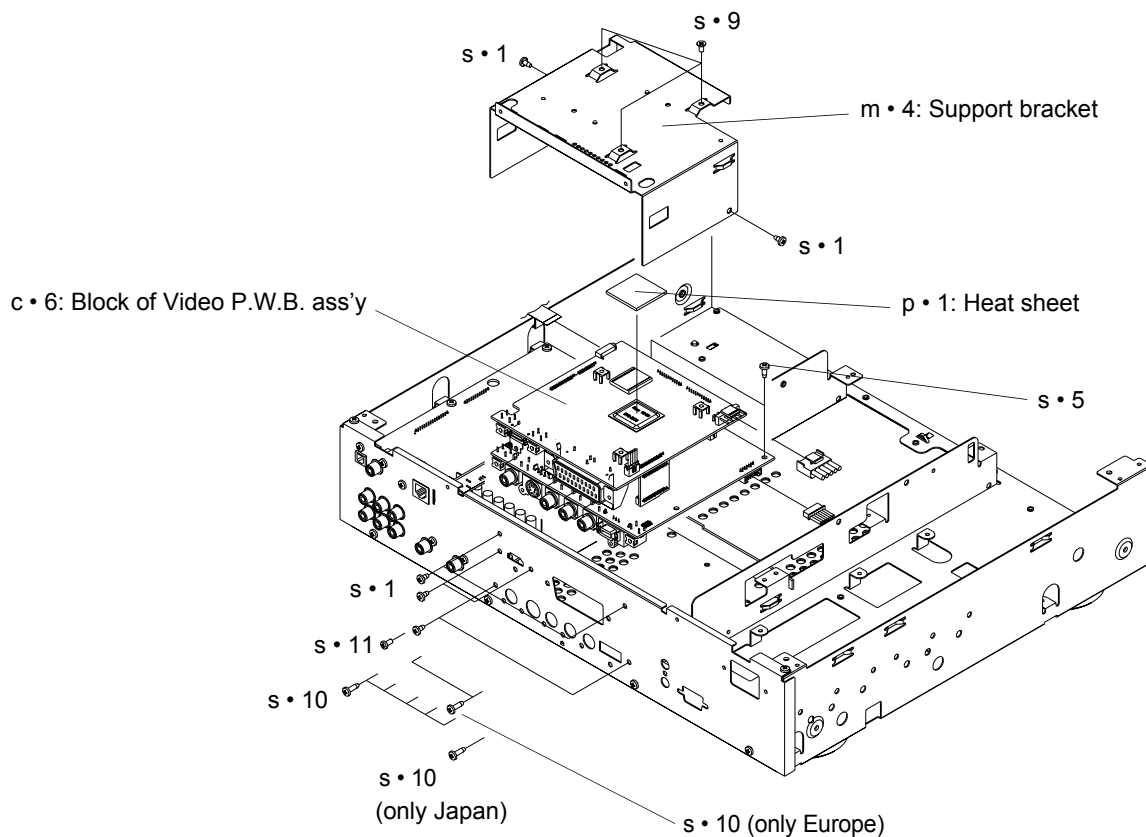
5. Block of Video P.W.B.

5.1. サポート板金

- (1) 背面から s • 1 のねじ 2 本、側面から s • 1 のねじ 2 本、天面から s • 9 のねじ 3 本をはずします。
- (2) デジタルビデオ基板 ass'y (GU-3748) よりワイヤー [CY131] [CY041] をはずします。
- (3) m • 4 : サポート板金をはずします。
- (4) p • 1 : ヒートシートをはずします。

5.2. Video 基板ブロック

- (1) 背面側から s • 1 のねじ 4 本、s • 10 のねじ 5 本 (国内 : 6、E2 & E1C : 7) と s • 11 のねじ 1 本と天面から s • 5 のねじ 2 本をはずします。
- (2) c • 6 ビデオ基板ブロック (GU-3729-2/GU-3730-6 /GU-3730/GU-3730-8/GU-3748) をはずします。



6. Block of Audio P.W.B.

6.1. A.Power P.W.B.ass'y

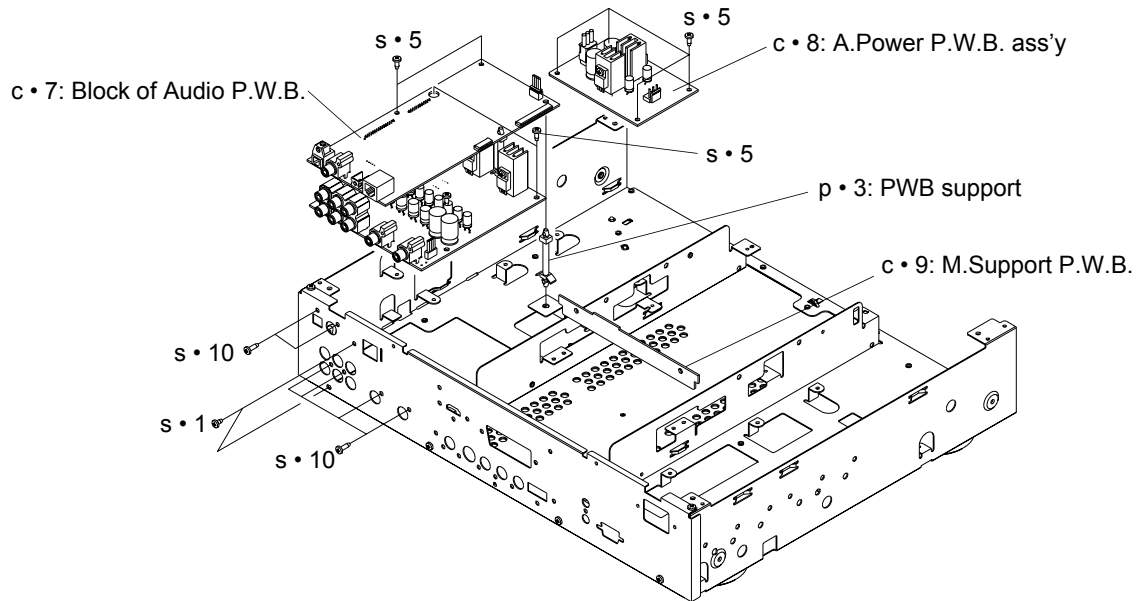
- (1) Remove 4 screws (s・5) on the top side.
- (2) Disconnect the wire [CX034] connecting A.Power P.W.B. ass'y (c・8).
- (3) Detach the A.Power P.W.B. ass'y (c・8).

6.2. Block of Audio P.W.B.

- (1) Remove 2 screws (s・1) and 6 screws (s・10) on the rear side and 4 screws (s・5) on the top side.
- (2) Detach the Block of Audio P.W.B. (c・7).

6.3. Etc.

- (1) Detach the PWB support (p・3) off.
- (2) Detach the M.Support P.W.B. (c・9) off.



6. Bloack of Audio P.W.B.

6.1. A 電源基板 ass'y

- (1) 天面から s・5 のねじ 4 本をはずします。
- (2) c・8 : A 電源 ass'y からワイヤー [CX034] をはずします。
- (3) c・8 : A 電源 ass'y をはずします。

6.2. Audio 基板ブロック

- (1) 背面から s・1 のねじ 2 本と s・10 のねじ 6 本と天面から s・5 のねじ 4 本をはずします。
- (2) c・7 : Audio 基板ブロックをはずします。

6.3. その他

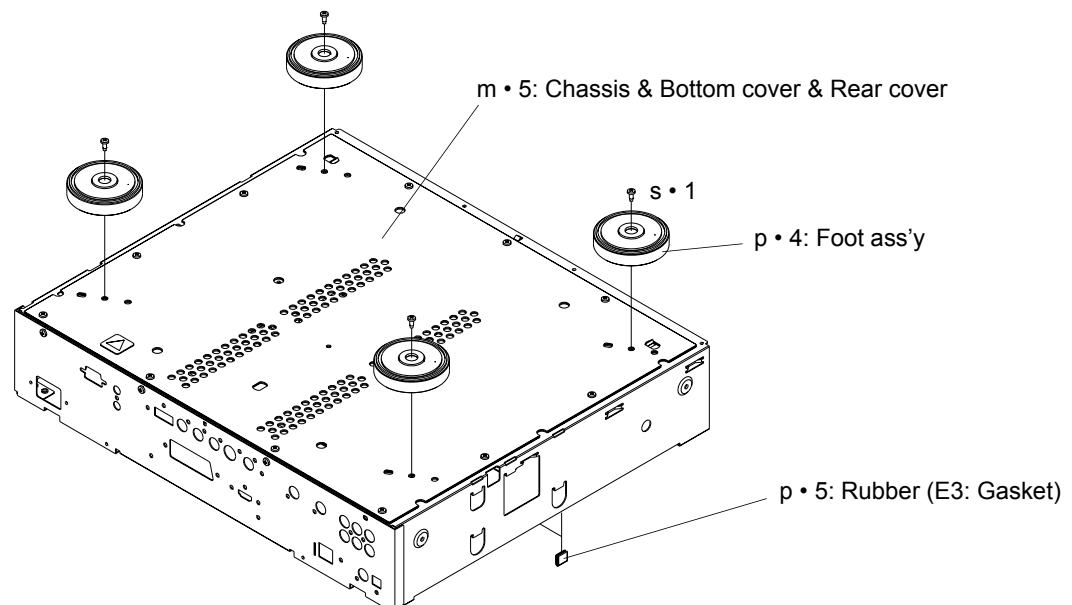
- (1) p・3 : PWB サポートをはずします。
- (2) c・9 : M サポート基板をはずします。

7. Foot ass'y

- (1) Remove 4 bottom screws (s・5).
- (2) Take the Foot ass'y (p・4) off.
- (3) Take the Rubber (p・5) off. (E3: Gasket)

7. Foot ass'y

- (1) 底面の s・5 のねじ 4 本をはずします。
- (2) p・4 : Foot ass'y をはずします。
- (3) p・5 : Rubber (E3 : Gasket) をはずします。



8. Parts on Front panel sub ass'y (a · 1)

8.1. Display Bracket (only E3)

- (1) Remove 4 screws (s · 12).
- (2) Take the Display Bracket (m · 6) off.

8.2. P.SW-2 P.W.B. ass'y

- (1) Remove 4 screws (s · 6).
- (2) Disconnect [CY052].
- (3) Take the P.SW-2 P.W.B. ass'y (c · 12) off.
- (4) Take the Power knob (SUB) ass'y (c · 13) off.

8.3. P.SW-1 P.W.B. ass'y

- (1) Remove 2 screws (s · 12).
- (2) Take the P.SW-1 P.W.B. ass'y (c · 11) off.

8.4. Display P.W.B. ass'y

- (1) Remove 6 screws (s · 6).
- (2) Take the Display P.W.B. ass'y (c · 10) off. 8-5.Blind ass'y

8.5. Blind ass'y

- (1) Remove 2 screws (s · 8).
- (2) Take the 2 Springs (m · 7) and the Blind ass'y (p · 8) off.

8.6. Inner panel

- (1) Detach 4 top hooks and 4 rear hooks.
- (2) Take the Inner panel (p · 6) off.

8.7. Front panel

- (1) Detach the Part of Inner panel (p · 7) and 2 rubber sheets (p · 9) by minus(-) driver or etc..

8. Parts on Front panel sub ass'y(a · 1)

8.1. ディスプレイ板金 (E3 モデルのみ)

- (1) s · 12 のねじ 4 本をはずします。
- (2) m · 6 : ディスプレイ基板をはずします。

8.2. 電源 SW-2 基板

- (1) s · 6 のねじ 4 本をはずします。
- (2) ワイヤー [CY052] をはずします。
- (3) c · 12 : P.SW-2 基板をはずします。
- (4) c · 13 : 電源 2 次側ノブをはずします。

8.3. 電源 SW-1 基板

- (1) s · 12 のねじ 2 本をはずします。
- (2) c · 11 : 電源 SW-1 基板をはずします。

8.4. ディスプレイ基板

- (1) s · 6 のねじ 6 本をはずします。
- (2) c · 10 : ディスプレイ基板をはずします。

8.5. ブラインド ass'y

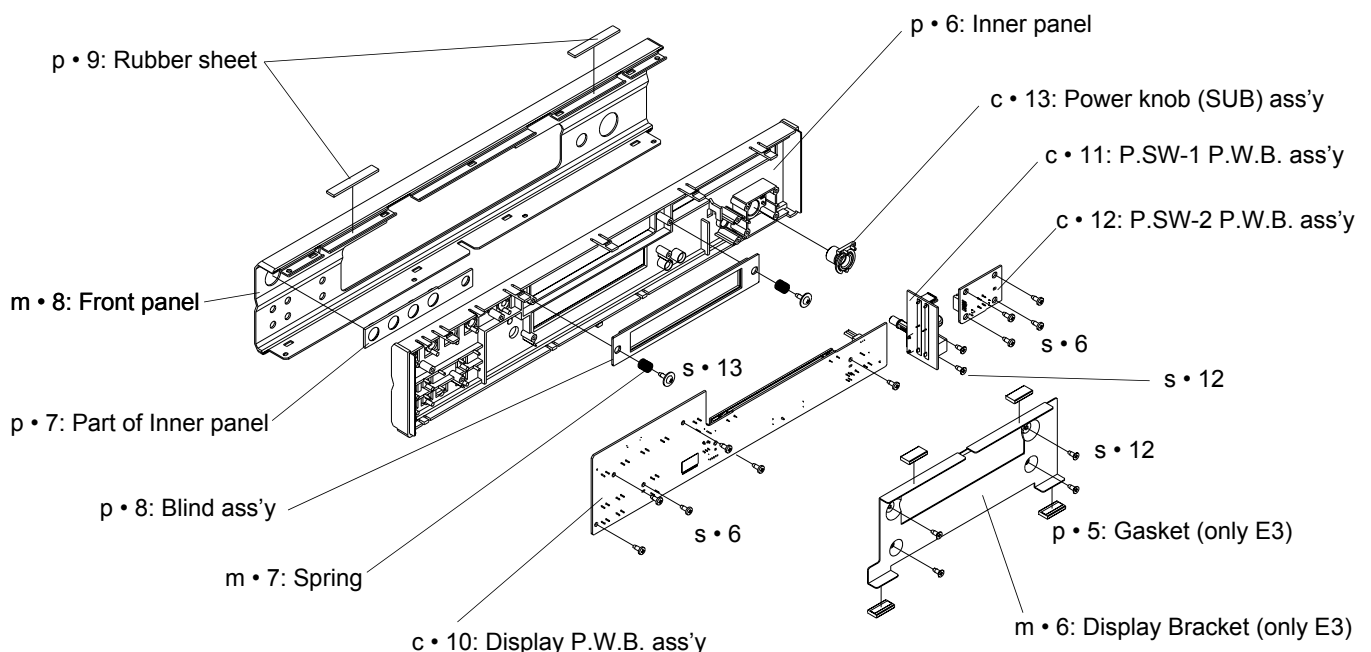
- (1) s · 8 のねじ 2 本をはずします。
- (2) m · 7 : スプリング 2 個と p · 8 : ブラインド ass'y をはずします。

8.6. インナーパネル

- (1) 上下各 4 個のフックをはずします。
- (2) p · 6 : インナーパネルをはずします。

8.7. フロントパネル

- (1) p · 7 : インナーパネルカット部品や p · 9 : ラバーをマイナスドライバー等ではずします。



DIAGNOSTICS OF OPTICAL PICKUP AND REPLACING TRAVERSE UNIT

Make failure diagnostics of the Optical Pickup as follows.
 If the laser drive current (Iop) becomes more than 1.5 times of the initial value, the Optical Pickup should be replaced.
 The laser drive current initial value is checked by "Iop checked Method" of next page.
 In case of replacing the Pickup, change the whole part of the Traverse Unit.
 No mechanical adjustment is necessary after the replacement.

光ピックアップの故障診断とトラバースユニットの交換

次の順序で故障診断を行ってください。
 レーザー駆動電流 Iop 値が初期値の 1.5 倍以上になっている場合は光ピックアップ交換の目安となります。
 レーザー駆動電流初期値は、次ページ "Iop 値の確認方法" で確認できます。
 ピックアップ交換の場合は、トラバースユニット単位での交換となります。メカの調整は不要です。

レーザー駆動電流初期値：

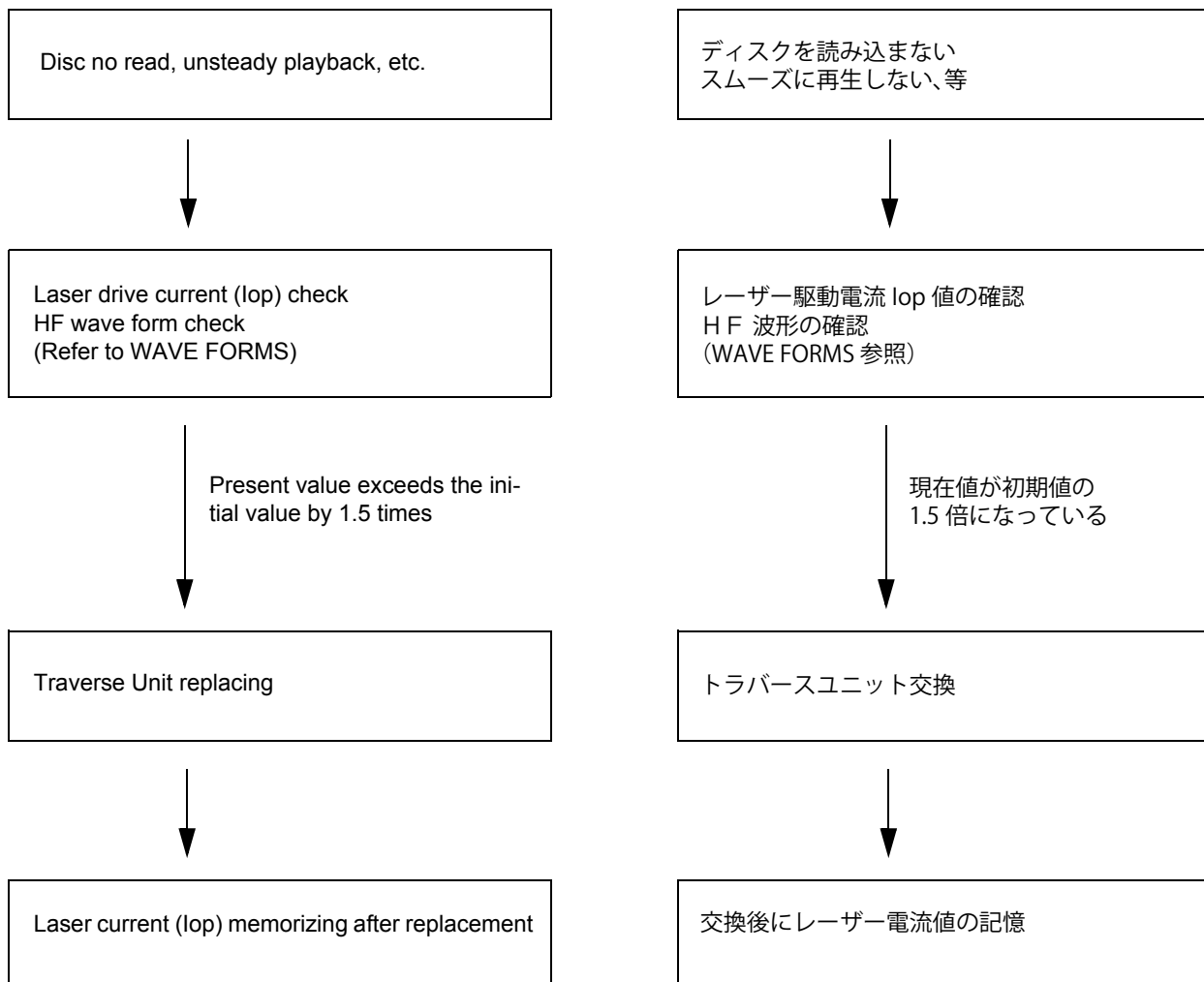
Laser drive current initial value:

DVD:

FL Display (The display part of 13 digits)												
1	2	3	4	5	6	7	8	9	10	11	12	13
T	2	2	—	m	m	m	m	—	n	n	n	n

CD:

FL Display (The display part of 13 digits)												
1	2	3	4	5	6	7	8	9	10	11	12	13
T	2	1	—	m	m	m	m	—	n	n	n	n



1. lop checked Method

Select the laser ON/OFF (CD/DVD) mode of the test mode, and check the lop value of DVD laser or CD laser. (See page 16 for test mode.)

FL Display (The display part of 13 digits)												
1	2	3	4	5	6	7	8	9	10	11	12	13
T	2		L	a	s	e	r	O	n	O	f	f

1.1. DVD laser current check

- (1) Press the SKIP REV or SKIP FWD button to display the laser current value, and then select T22.
- (2) Check the current value of lop (nnnn).

FL Display (The display part of 13 digits)												
1	2	3	4	5	6	7	8	9	10	11	12	13
T	2	2	—	m	m	m	m	—	n	n	n	n

(— : Off, DVD laser, Initial value: mm.mm [mA],
Current value: nn.nn [mA])

1.2. CD Laser current check

- (1) Press the SKIP REV or SKIP FWD button to display the laser current value, and then select T21.
- (2) Check the current value of lop (nnnn).

FL Display (The display part of 13 digits)												
1	2	3	4	5	6	7	8	9	10	11	12	13
T	2	1	—	m	m	m	m	—	n	n	n	n

(— : Off, CD laser, Initial value: mm.mm [mA],
Current value: nn.nn [mA])

2. Note for Handling the Laser Pick-Up

The protection for the damage of laser diode.
If you want to change the optical device unit from any other units, you must keep the following.

- (1) It should be done at the desk already took measures the static electricity in care of removing the OPU's (Optical device unit) connector cable.
- (2) Workers should be put on the "Earth Band".
- (3) It should be done to add the solder to the short land to prevent the broken Laser diode before removing the 24P FFC cable.
- (4) Don't touch OPU's connector parts carelessly.

3. Replacement of the Laser Pick-up (Traverse Unit)

Check the lop (Laser drive current)
If the present lop (current) value exceeds +150% of the initial value, replace the Traverse unit (Laser Pick-up) with a new one.

1. lop 値の確認方法

レーザー駆動電流を確認する場合は、テストモードのレーザー ON/OFF (CD/DVD) モードを選択して、DVD レーザーまたは CD レーザーの lop 値を確認します。(詳細は 16 ページ、テストモード参照)

FL 管の表示 (13 桁の表示部)												
1	2	3	4	5	6	7	8	9	10	11	12	13
T	2		L	a	s	e	r	O	n	O	f	f

1.1. DVD レーザー電流確認

- (1) レーザー電流値を表示する場合は、SKIP REV, SKIP FWD ボタンを押し、T22 を選択します。
- (2) 現在の lop 値 (nnnn) を確認します。

FL 管の表示 (13 桁の表示部)												
1	2	3	4	5	6	7	8	9	10	11	12	13
T	2	2	—	m	m	m	m	—	n	n	n	n

(— : 消灯、DVD レーザー、初期値: mm.mm[mA],
現在値: nn.nn [mA])

1.2. CD レーザー電流確認

- (1) レーザー電流値を表示する場合は、SKIP REV, SKIP FWD ボタンを押し、T21 を選択します。
- (2) 現在の lop 値 (nnnn) を確認します。

FL 管の表示 (13 桁の表示部)												
1	2	3	4	5	6	7	8	9	10	11	12	13
T	2	1	—	m	m	m	m	—	n	n	n	n

(— : 消灯、CD レーザー、初期値: mm.mm[mA],
現在値: nn.nn[mA])

2. レーザーピックアップの取扱注意

レーザーダイオードの破壊防止。
光素子ユニットを交換するときは、以下を遵守してください。

- (1) 光素子ユニットの接続ケーブルをはずすときは、静電対策を行ったデスク上で作業してください。
- (2) 作業者は、リストストラップを使用してください。
- (3) レーザーダイオードの破壊防止のため、24P FFC ケーブルをはずす前にランドを半田付けショートしてください。
- (4) 光素子ユニットのコネクタ部に触れないでください。

3. レーザーピックアップ (トラバースユニット) の交換

lop(レーザー駆動電流) をチェックします。
現在の lop 値が初期値の 150% を越えている場合、トラバースユニット (レーザーピックアップ) を交換してください。



4. Rewriting the default value of the laser current

To rewrite the default value of the laser current, press the PLAY button for at least 5 seconds while the CD or DVD laser current is displayed, then press the SKIP FWD or SKIP REV button to select T23. (For details, see "Iop checked Method" on page 13.)

If the PLAY button is pressed while T23 is displayed, the current value is displayed at "mmmm" and stored in the EEPROM.

FL Display (The display part of 13 digits)												
1	2	3	4	5	6	7	8	9	10	11	12	13
T	2	3	—	m	m	m	m	—	—	—	—	—



5. Resetting the accumulated laser on time

To clear the accumulated laser on time, press the PLAY button while the accumulated laser on time is displayed (TB1, TB2 : For details, see "Test Mode" on page 16.) until "*" appears at the fourth position, then press the SKIP FWD or SKIP REV button to select TB3.

If the PLAY button is pressed while TB3 is displayed, the accumulated laser on time of CD and DVD is cleared.

When TB1 or TB2 is selected with the SKIP FWD or SKIP REV button, "nnnnnnn" is displayed as 0 so you can check.

FL Display (The display part of 13 digits)												
1	2	3	4	5	6	7	8	9	10	11	12	13
T	B	Y	—	—	—	n	n	n	n	n	n	n

(— : Off, Y : 1:CD, 2:DVD, nnnnnnn : Hour [h])



4. レーザー電流初期値の書き換え方法

レーザー電流の初期値を書き換えるには、CD または DVD レーザー電流が表示されている時に PLAY ボタンを 5 秒以上押し、次に SKIP FWD ボタンまたは SKIP REV ボタンを押して T23 を選択します。(詳細は 13 ページ、Iop 値の確認方法参照)

T23 表示時に PLAY ボタンを押すと、mmmm 部に現在値を表示し、EEPROM に保存します。

FL 管の表示 (13 桁の表示部)												
1	2	3	4	5	6	7	8	9	10	11	12	13
T	2	3	—	m	m	m	m	—	—	—	—	—



5. レーザー ON 累積時間のリセット方法

レーザー ON 累積時間をクリアするには、レーザー ON 累積時間表示 (TB1, TB2) の時 (詳細は 16 ページ、テストモード参照) に PLAY ボタンを 4 桁目に '*' が表示されるまで押し、SKIP REV ボタンまたは SKIP FWD ボタンを押して TB3 を表示させます。

TB3 表示時に PLAY ボタンを押すと、CD 及び DVD レーザー ON 累積時間をクリアします。

SKIP REV ボタン SKIP FWD ボタンで TB1 または TB2 を選択すると、nnnnnnn 部が 0 表示となり確認できません。

FL 管の表示 (13 桁の表示部)												
1	2	3	4	5	6	7	8	9	10	11	12	13
T	B	Y	—	—	—	n	n	n	n	n	n	n

(— : 消灯, Y : 1:CD, 2:DVD, nnnnnnn : 時間 [h])

SERVICE MODE

1. Aging Mode

(1) preparation

- (a) Equipment used: Any one of DVD Karaoke Disc (containing more than 10 titles).
- (b) Unit setting : No spec other than the following procedure (Aging mode).
At the tray open status, press the "POWER" button to turn on the power while pressing the "PLAY" and "OPEN/CLOSE" buttons for DVD operation simultaneously. **▶|||** mark on the FL lights, and the unit is set to the heat run mode.

(2) procedure

- (a) According the above, set to the aging mode.
- (b) Set a DVD Karaoke disc to the tray and press the "PLAY" button once. **▶|||** mark on the FL blinks, and aging operation (after playback title-1 and title-10 of the disc, the tray open/close is made automatically, then playback the title-1 again) starts. This aging operation continues automatically until it is stopped or it stops caused by an error. In case of some error in DVD, the following error messages are displayed on the FL.

No.	Error contents	FL display
1	Tray Error	ERROR 01
2	Bad Disc	ERROR 02
3	Search Error	ERROR 03
4	Read Error	ERROR 04

2. Initial Setting Mode

(1) Preparation

- (a) Equipment used: None
- (b) Unit setting: No spec other than the following procedure.

(2) Procedure

- (a) Initialize the DVD player when μ com, peripheral parts of μ com, or Main P.W.B. has been replaced in servicing.
- (b) Carry out the following to restore factory setting mode.
At the player stop condition, press 2 buttons for DVD operation ("PLAY" and "**▶▶|** SKIP FWD") until "INITIALIZE" appears and disappears in the FL.
("Initialized" appears and disappears on the TV screen.)
- (c) All user setting will be lost and its factory setting will be restored when this initialization is made. Be sure to memorize your setting for restoring again after the initialization.

3. μ com Firm Check Mode

(1) Preparation

- (a) Equipment used: None
- (b) Unit setting: No spec other than the following procedure.

(2) Procedure

- (a) Press the "POWER" button to turn on the power while pressing the "PLAY" and "OPEN/CLOSE" buttons for DVD operation simultaneously.
- (b) DVD μ com and other μ com firm check mode.
This mode is for displaying the status of each μ com employed.
- Push remote contraller "3265".
 - DVD μ com firm: Press the "MENU" button or "PUSH ENTER" button.
 - Each time the "MENU" button on the remote control unit or "PUSH ENTER" button is pressed, μ com firm is displayed one after another.
Ex.: [BE 8283, MAKE DAY 522, DSP 8250]

サービスモードについて

1. エージングモード

(1) 準備

- (a) 使用機器：DVD カラオケディスク（10 タイトル以上の物）。
- (b) 本体設定：下記設定以外規定無。
(エージングモード)
トレイを開けた状態で DVD ユニットの「PLAY ボタン」+「OPEN/CLOSE ボタン」を同時押ししながら「電源ボタン」を押してセットの電源を入ると、FL 管の **▶|||** マークが点灯し、ヒートランモードに設定される。

(2) 手順

- (a) 上記手順でエージングモードに設定する。
- (b) トレイに DVD カラオケディスクを入れ、「PLAY ボタン」を 1 回押して、FL 管の **▶|||** マークが点滅になると、「ディスクのタイトル 1 とタイトル 10 を再生した後、トレイを自動で開 / 閉し、再度タイトル 1 の再生を行う。」エージング動作になります。停止させるか、エラーにて停止するまでこの動作を自動で繰り返します。DVD 部にエラーが発生した場合は、FL 管に下表のエラーが表示されます。

No.	エラー内容	FL 管表示
1	トレイエラー	ERROR 01
2	不良ディスク	ERROR 02
3	サーチエラー	ERROR 03
4	リードエラー	ERROR 04

2. 初期設定モード

(1) 準備

- (a) 使用機器：無
- (b) 本体設定：下記手順以外規定無。

(2) 手順

- (a) サービスにて、マイコンやマイコン周辺部分やメイン基板を交換した場合は、DVD プレーヤーの初期化を行ってください。
- (b) セットの初期化を下記の手順で行い、工場出荷モードに設定する。
セットが停止状態にて、DVD 操作部の「PLAY ボタン」+「**▶▶|** (SKIP FWD) ボタン」の同時押しを FL 管に "INITIALIZE" が表示され消えるまで押します。(TV 画面には" 初期化しました" が表示され消えます。)
- (c) 初期化を行うとお客様が設定した内容が工場出荷状態に戻りますので、あらかじめ設定内容を控えておき初期化後に再設定してください。

3. マイコンファームチェックモード

(1) 準備

- (a) 使用機器：無
- (b) 本体設定：下記手順以外規定無。

(2) 手順

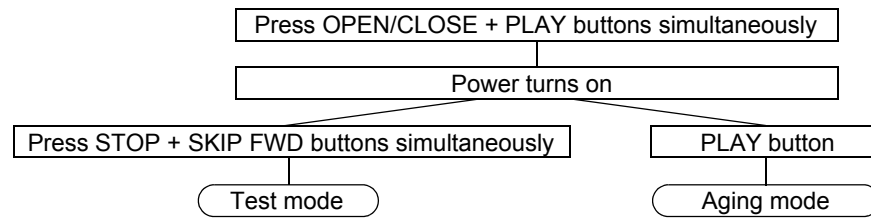
- (a) DVD 操作部の「PLAY ボタン」と「OPEN/CLOSE ボタン」を同時押ししながらセットの「電源ボタン」を押し電源を入れます。
- (b) DVD マイコン及びその他マイコンのファーム確認モード。
搭載されている各マイコンのファーム状態を表示します。
- 数字キーで「3265」と入力します。
 - DVD マイコンのファーム：リモコンの「メニューボタン」または、本体の PUSH ENTER ボタンを押します。
 - リモコンのメニューボタンまたは、本体の PUSH ENTER ボタンを押すたびにマイコンファームを次々と表示します。
表示例：[BE 8283、MAKE DAY 522、DSP 8250]

4. Test mode

(1) Entering the test mode

To enter the test mode, press the STOP and SKIP FWD buttons simultaneously while in the heat run mode.
Basically, enter the test mode while in the stop mode after the disc is loaded.

(The heat run mode is entered by pressing the OPEN/CLOSE and PLAY buttons simultaneously to turn on the AC power.
When the heat run mode is set, the PLAY and PAUSE indicators light.)



FL tube display when test mode entered

FL Display (The display part of 13 digits)												
1	2	3	4	5	6	7	8	9	10	11	12	13
		T	E	S	T		M	O	D	E		

(2) Selecting the mode

The following modes are available.

- (1) FL tube lighting mode : T0
- (2) Tray open/close mode : T1
- (3) Laser on/off (CD/DVD) mode : T2
- (4) Servo adjustment value display mode : T3
- (5) Servo properties measurement mode : TA
- (6) Trace mode (error rate display) : T7
- (7) Accumulated laser on time : TB
- (8) Color bar output mode : TC
- (9) Monitor terminal setting mode : TD
- (10) SACD watermark signal quality checking mode : TE
- (11) Digital video circuitry flash ROM writing mode : TF

① When the SKIP FWD button is pressed after entering the test mode, the display switches in the order: T0, T1, T2, T3, T7, TA, TB, TC, TD, TE, TF, T0 ...

FL Display (The display part of 13 digits)												
1	2	3	4	5	6	7	8	9	10	11	12	13
T	0		F	L		D	i	s	p	l	a	y

FL Display (The display part of 13 digits)												
1	2	3	4	5	6	7	8	9	10	11	12	13
T	1		O	p	e	n	/	C	l	o	s	e

FL Display (The display part of 13 digits)												
1	2	3	4	5	6	7	8	9	10	11	12	13
T	2		L	a	s	e	r	O	n	O	f	f

FL Display (The display part of 13 digits)												
1	2	3	4	5	6	7	8	9	10	11	12	13
T	3		S	e	r	v	o		A	d	j	

FL Display (The display part of 13 digits)												
1	2	3	4	5	6	7	8	9	10	11	12	13
T	7		T	r	a	c	e		M	o	d	e

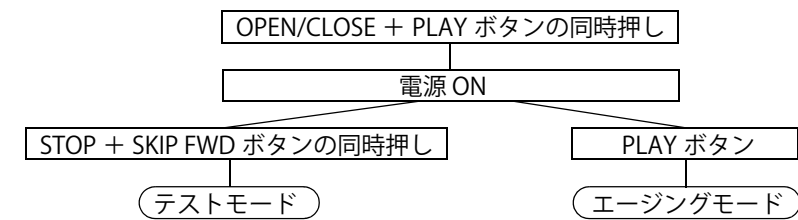
FL Display (The display part of 13 digits)												
1	2	3	4	5	6	7	8	9	10	11	12	13
T	A		F	o	c	u	s	T	r	a	c	k

4. テストモード

(1) テストモードの設定

テストモードの設定はヒートランモード時に STOP ボタンと SKIP FWD ボタンを同時押しで行う。
基本的にディスクローディング後の停止状態でテストモードに設定する。

(ヒートランモードの設定は OPEN/CLOSE ボタンと PLAY ボタンを同時押ししながらセットの電源を入れる。
ヒートランモードになると PLAY インジケータと PAUSE インジケータが点灯する。)



テストモード設定時の FL 管表示

FL 管の表示 (13 桁の表示部)												
1	2	3	4	5	6	7	8	9	10	11	12	13
		T	E	S	T		M	O	D	E		

(2) モードの選択

モードには、次のモードがある。

- (1) FL 管点灯モード : T0
- (2) トレイ OPEN/CLOSE モード : T1
- (3) レーザー ON/OFF(CD/DVD) モード : T2
- (4) サーボ調整値表示モード : T3
- (5) サーボ特性測定モード : TA
- (6) トレースモード (エラーレート表示) : T7
- (7) レーザー ON 累積時間 : TB
- (8) カラーバー出力モード : TC
- (9) モニタ端子設定モード : TD
- (10) SACD ウォーターマーク信号品質確認モード : TE
- (11) DIGITAL VIDEO 回路フラッシュ ROM 書込みモード : TF

①テストモード中に SKIP FWD ボタンを押すと、T0,T1,T2,T3,T7,TA,TB,TC,TD,TE,TF,T0...の順に表示される。

FL 管の表示 (13 桁の表示部)												
1	2	3	4	5	6	7	8	9	10	11	12	13
T	0		F	L		D	i	s	p	l	a	y

FL 管の表示 (13 桁の表示部)												
1	2	3	4	5	6	7	8	9	10	11	12	13
T	1		O	p	e	n	/	C	l	o	s	e

FL 管の表示 (13 桁の表示部)												
1	2	3	4	5	6	7	8	9	10	11	12	13
T	2		L	a	s	e	r	O	n	O	f	f

FL 管の表示 (13 桁の表示部)												
1	2	3	4	5	6	7	8	9	10	11	12	13
T	3		S	e	r	v	o		A	d	j	

FL 管の表示 (13 桁の表示部)												
1	2	3	4	5	6	7	8	9	10	11	12	13
T	7		T	r	a	c	e		M	o	d	e

FL 管の表示 (13 桁の表示部)												
1	2	3	4	5	6	7	8	9	10	11	12	13
T	A		F	o	c	u	s	T	r	a	c	k

FL Display (The display part of 13 digits)												
1	2	3	4	5	6	7	8	9	10	11	12	13
T	B		L	a	s	e	r	O	n	T	i	m

FL Display (The display part of 13 digits)												
1	2	3	4	5	6	7	8	9	10	11	12	13
T	C		C	o	l	o	r		B	a	r	

FL Display (The display part of 13 digits)												
1	2	3	4	5	6	7	8	9	10	11	12	13
T	D		M	o	n	i	t	o	r			

FL Display (The display part of 13 digits)												
1	2	3	4	5	6	7	8	9	10	11	12	13
T	E		S	A	C	D						

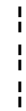
FL Display (The display part of 13 digits)												
1	2	3	4	5	6	7	8	9	10	11	12	13
T	F		R	S	2	3	2	C		S	E	L

② When the SKIP REV button is pressed, the display switches in the opposite order from ① above, starting from the current position (for example, if currently at TA, it switches as follows: T7, T3, T2, T1, T0, TF, TE, TD, TC, TB ...).

FL Display (The display part of 13 digits)												
1	2	3	4	5	6	7	8	9	10	11	12	13
T	7		T	r	a	c	e		M	o	d	e

FL Display (The display part of 13 digits)												
1	2	3	4	5	6	7	8	9	10	11	12	13
T	3		S	e	r	v	o		A	d	j	

FL Display (The display part of 13 digits)												
1	2	3	4	5	6	7	8	9	10	11	12	13
T	2		L	a	s	e	r	O	n	O	f	f



FL 管の表示 (13桁の表示部)												
1	2	3	4	5	6	7	8	9	10	11	12	13
T	B		L	a	s	e	r	O	n	T	i	m

FL 管の表示 (13桁の表示部)												
1	2	3	4	5	6	7	8	9	10	11	12	13
T	C		C	o	l	o	r		B	a	r	

FL 管の表示 (13桁の表示部)												
1	2	3	4	5	6	7	8	9	10	11	12	13
T	D		M	o	n	i	t	o	r			

FL 管の表示 (13桁の表示部)												
1	2	3	4	5	6	7	8	9	10	11	12	13
T	E		S	A	C	D						

FL 管の表示 (13桁の表示部)												
1	2	3	4	5	6	7	8	9	10	11	12	13
T	F		R	S	2	3	2	C		S	E	L

② SKIP REV ボタンを押すと現在表示されている点から①の逆順 (現在表示されている点が TA であれば、T7,T3,T2,T1,T0,TF,TE,TD,TC,TB...の順) に表示される。

FL 管の表示 (13桁の表示部)												
1	2	3	4	5	6	7	8	9	10	11	12	13
T	7		T	r	a	c	e		M	o	d	e

FL 管の表示 (13桁の表示部)												
1	2	3	4	5	6	7	8	9	10	11	12	13
T	3		S	e	r	v	o		A	d	j	

FL 管の表示 (13桁の表示部)												
1	2	3	4	5	6	7	8	9	10	11	12	13
T	2		L	a	s	e	r	O	n	O	f	f



(3) Setting the mode

With the mode selected, press the PLAY button to set that mode.

- ① In the FL tube lighting mode, the FL tube display turns all on and all off. (When "T0" is displayed, the display switches between all on, all off and "T0" repeatedly each time the PLAY button is pressed.)

FL Display (The display part of 13 digits)												
1	2	3	4	5	6	7	8	9	10	11	12	13
T	0	—	—	—	—	—	—	—	—	—	—	—

(— : Off)

- ② In the tray open/close mode, tray opening and closing is executed and the number of times the tray has opened and closed is displayed.

FL Display (The display part of 13 digits)												
1	2	3	4	5	6	7	8	9	10	11	12	13
T	1	—	—	—	—	—	n	n	n	n	n	n

(— : Off, n : No. times [DEC])

- ③ In the laser on/off (CD/DVD) mode, laser on/off control is executed. Press the SKIP REV or SKIP FWD button to display the laser current (T21, T22, T21..).

For the CD laser

FL Display (The display part of 13 digits)												
1	2	3	4	5	6	7	8	9	10	11	12	13
T	2	1	—	m	m	m	m	—	n	n	n	n

(— : Off, CD laser, Stored data: mm.mm [mA], Current value: nn.nn [mA])

For the DVD laser

FL Display (The display part of 13 digits)												
1	2	3	4	5	6	7	8	9	10	11	12	13
T	2	2	—	m	m	m	m	—	n	n	n	n

(— : Off, DVD laser, Stored data: mm.mm [mA], Current value: nn.nn [mA])

- ④ In the servo adjustment value display mode

FL Display (The display part of 13 digits)												
1	2	3	4	5	6	7	8	9	10	11	12	13
T	X	X	X	—	—	—	—	—	n	n	n	n

(XXX : Selection mode, n : Adjustment value (HEX))

- ⑤ In the servo properties measurement mode

FL Display (The display part of 13 digits)												
1	2	3	4	5	6	7	8	9	10	11	12	13
T	A	Y	—	—	—	—	—	—	—	—	—	—

(Y : 1:Focus, 2:Tracking)

- ⑥ In the trace mode (error rate display), select the trace of the innermost circumference of 1 layer.

FL Display (The display part of 13 digits)												
1	2	3	4	5	6	7	8	9	10	11	12	13
T	7	1	F	F	F	F	F	F	F	F	F	F

(F : When address and error rate not set, F is displayed.)

(3) モードの確定

モードを選択してある状態でPLAYボタンを押すとモードを確定する。

- ① FL管点灯モードの場合、FL管の全点灯、全消灯する。(T0表示時に、PLAYボタンを押すごとに全点灯、全消灯、T0表示を繰り返す。)

FL管の表示 (13桁の表示部)												
1	2	3	4	5	6	7	8	9	10	11	12	13
T	0	—	—	—	—	—	—	—	—	—	—	—

(— : 消灯)

- ②トレイOPEN/CLOSEモードの場合、トレイのオープン クローズを実行し、オープンクローズした回数を表示する。

FL管の表示 (13桁の表示部)												
1	2	3	4	5	6	7	8	9	10	11	12	13
T	1	—	—	—	—	—	n	n	n	n	n	n

(— : 消灯, n : 回数 [DEC])

- ③レーザーON/OFF(CD/DVD)モードの場合、レーザーのON/OFF制御を実行し、レーザー電流を表示する場合は、SKIP REV, SKIP FWD ボタンを押す (T21,T22,T21..).

CDレーザーの場合

FL管の表示 (13桁の表示部)												
1	2	3	4	5	6	7	8	9	10	11	12	13
T	2	1	—	m	m	m	m	—	n	n	n	n

(— : 消灯, CDレーザー, 保存データ: mm.mm[mA], 現在値: nn.nn[mA])

DVDレーザーの場合

FL管の表示 (13桁の表示部)												
1	2	3	4	5	6	7	8	9	10	11	12	13
T	2	2	—	m	m	m	m	—	n	n	n	n

(— : 消灯, DVDレーザー, 保存データ: mm.mm[mA], 現在値: nn.nn [mA])

- ④サーボ調整値表示モード

FL管の表示 (13桁の表示部)												
1	2	3	4	5	6	7	8	9	10	11	12	13
T	X	X	X	—	—	—	—	—	n	n	n	n

(XXX : 選択モード, n: 調整値 (HEX))

- ⑤サーボ特性測定モード

FL管の表示 (13桁の表示部)												
1	2	3	4	5	6	7	8	9	10	11	12	13
T	A	Y	—	—	—	—	—	—	—	—	—	—

(Y : 1 :フォーカス, 2 :トラッキング)

- ⑥トレースモード (エラーレート表示) の場合は、1層内周のトレースを選択する。

FL管の表示 (13桁の表示部)												
1	2	3	4	5	6	7	8	9	10	11	12	13
T	7	1	F	F	F	F	F	F	F	F	F	F

(F : アドレス及びエラーレートは未確定時, F を表示する。)

⑦ Displaying the accumulated laser on time (stored in the EEPROM)

FL Display (The display part of 13 digits)												
1	2	3	4	5	6	7	8	9	10	11	12	13
T	B	Y	—	—	—	n	n	n	n	n	。	n

(Y : 1:CD, 2:DVD, nnnn.n: Time [h])

⑧ Setting the color bar output (using the video encoder function)

FL Display (The display part of 13 digits)												
1	2	3	4	5	6	7	8	9	10	11	12	13
T	C	Y	—	—	—	—	—	—	—	—	—	—

(Y : 1: Test pattern off : OFF
2: Test pattern off : ON
3: Reserved (same as Y = 1)

⑨ Setting the test monitor terminal setting

FL Display (The display part of 13 digits)												
1	2	3	4	5	6	7	8	9	10	11	12	13
T	D	Y	—	Z	Z	—	—	—	—	—	—	—

(Y : 1: RF signal monitor setting
2: Digital signal monitor setting (MONI 0 and 1)
3: Digital signal monitor setting (MONI 2 and 3)
4: Digital signal monitor setting (MONI 4 and 5)
5: Digital signal monitor setting (MONI 6 and 7)
6: Remaining buffer capacity output setting,
ZZ : When Y = 1: 01 to 06, 09, 0A
When Y = 2: 06 to 08, 0A, 0B, 0C
When Y = 3: 06 to 08, 0A, 0B, 0C
When Y = 4: 07 to 0F
When Y = 5: 07 to 0F)

⑩ Checking the SACD watermark signal quality

FL Display (The display part of 13 digits)												
1	2	3	4	5	6	7	8	9	10	11	12	13
T	E	Y	—	—	—	—	—	—	x	x	x	x

(Y : 1: PSP amplitude (Addr = 51h readout)
Hexadecimal, displayed as 2-byte data.
2: Monitor setting (Addr = 38h, Data = 06h setting)
MNIT2 terminal : Sector Detect Error
MNIT1 terminal : PDM Detect
MNIT0 terminal : PSP-DATA OK)

⑪ Setting the digital video flash ROM writing mode (switching to the 232C_UART line)

FL Display (The display part of 13 digits)												
1	2	3	4	5	6	7	8	9	10	11	12	13
T	F	Y	—	—	—	—	—	—	—	—	—	—

(Y : 1: Enable digital video flash ROM writing (232C_SEL : H)
2: Disable digital video flash ROM writing (232C_SEL : L)

⑦レーザー ON 累積時間 (EEPROM に記憶) を表示する。

FL 管の表示 (13 桁の表示部)												
1	2	3	4	5	6	7	8	9	10	11	12	13
T	B	Y	—	—	—	n	n	n	n	n	。	n

(Y : 1: CD, 2: DVD、 nnnn.n: 時間 [h])

⑧カラーバー出力設定する。(VIDEO ENCODER 機能を使用)

FL 管の表示 (13 桁の表示部)												
1	2	3	4	5	6	7	8	9	10	11	12	13
T	C	Y	—	—	—	—	—	—	—	—	—	—

(Y : 1: Test Pattern : OFF
2: Test Pattern : ON
3: Reserved (Y=1 と同じ)

⑨モニタ端子設定する。

FL 管の表示 (13 桁の表示部)												
1	2	3	4	5	6	7	8	9	10	11	12	13
T	D	Y	—	Z	Z	—	—	—	—	—	—	—

(Y : 1: R F 信号モニタ設定,
2: Digital 信号モニタ設定 (MONI0,1),
3: Digital 信号モニタ設定 (MONI2,3),
4: Digital 信号モニタ設定 (MONI4,5),
5: Digital 信号モニタ設定 (MONI6,7),
6: バッファ残容量出力設定,
ZZ : Y=1 の時 01 ~ 06,09,0A
Y=2 の時 06 ~ 08,0A,0B,0C
Y=3 の時 06 ~ 08,0A,0B,0C
Y=4 の時 07 ~ 0F
Y=5 の時 07 ~ 0F)

⑩ SACD ウォーターマーク信号の品質を確認する。

FL 管の表示 (13 桁の表示部)												
1	2	3	4	5	6	7	8	9	10	11	12	13
T	E	Y	—	—	—	—	—	—	x	x	x	x

(Y : 1: PSP Amplitude(Addr=51h の読み出し)
16進、2バイトデータとして表示されます。
2: モニタ設定 (Addr=38h,Data=06h 設定)
MNIT2 端子 : Sector Detect Error
MNIT1 端子 : PDM Detect
MNIT0 端子 : PSP-DATA OK)

⑪ DIGITAL VIDEO のフラッシュ書き込みモードに設定する。(232C_UART ラインを切替える)

FL 管の表示 (13 桁の表示部)												
1	2	3	4	5	6	7	8	9	10	11	12	13
T	F	Y	—	—	—	—	—	—	—	—	—	—

(Y : 1 : DIGITAL VIDEO フラッシュ書き込み可能 (232C_SEL : H)
2 : DIGITAL VIDEO フラッシュ書き込み不可 (232C_SEL : L)

(4) Change within the mode

Changes within modes are made by pressing the SKIP REV and SKIP FWD buttons while the mode is set.

① In the laser on/off mode

FL Display (The display part of 13 digits)												
1	2	3	4	5	6	7	8	9	10	11	12	13
T	2	X	—	Y	Y	Y	—	—	m	m	m	m

(X : Selection mode [1, 2, 4], Y : CD or DVD, Stored data: mm.mm [mA])

② In the laser on/off (CD/DVD) mode, laser on/off control is executed and the laser current is displayed.

For the CD laser

FL Display (The display part of 13 digits)												
1	2	3	4	5	6	7	8	9	10	11	12	13
T	2	1	—	m	m	m	m	—	n	n	n	n

(— : Off, CD laser, Stored data: mm.mm [mA], Current value: nn.nn [mA])

For the DVD laser

FL Display (The display part of 13 digits)												
1	2	3	4	5	6	7	8	9	10	11	12	13
T	2	2	—	m	m	m	m	—	n	n	n	n

(— : Off, DVD laser, mm.mm [mA], nn.nn [mA])

Laser off

FL Display (The display part of 13 digits)												
1	2	3	4	5	6	7	8	9	10	11	12	13
T	2	4	—	—	—	—	—	—	—	—	—	—

* The laser turns off when the laser on/off mode is quit.

③ In the servo adjustment value display mode (See Table 1 - Servo adjustment value display mode details.) 

FL Display (The display part of 13 digits)												
1	2	3	4	5	6	7	8	9	10	11	12	13
T	X	X	X	—	n	n	n	n	n	n	n	n

(XXX : Selection mode, n: Adjustment value (HEX))

④ In the servo properties measurement mode

FL Display (The display part of 13 digits)												
1	2	3	4	5	6	7	8	9	10	11	12	13
T	A	Y	—	—	—	—	—	—	—	—	—	—

(Y : 1: Focus properties, 2: Tracking properties)

Monitor terminal settings:

MONI7 : DIROK

MONI6 : DIRCT

MONI5 : STKC

MONI4 : TKC

MONI3 to 0 : BSDA

⑤ In the trace mode (error rate display) (See "Table 3 - Trace mode details")

FL Display (The display part of 13 digits)												
1	2	3	4	5	6	7	8	9	10	11	12	13
T	Y	Y	F	F	F	F	F	F	F	F	F	F

(YY : Selection mode [71 to 94], F: When address and error rate not set, F is displayed.)

(4) モード内での変更

モードを確定してある状態で SKIP REV ボタン又は SKIP FWD ボタンを押すとモード内での変更を行う。

①レーザー ON/OFF モードの場合

FL 管の表示 (13 桁の表示部)												
1	2	3	4	5	6	7	8	9	10	11	12	13
T	2	X	—	Y	Y	Y	—	—	m	m	m	m

(X : 選択モード [1,2,4], Y : CD or DVD、保存データ : mm.mm[mA],)

②レーザー ON/OFF(CD/DVD) モードの場合、レーザーの ON/OFF 制御を実行し、レーザー電流を表示する。

CD レーザーの場合

FL 管の表示 (13 桁の表示部)												
1	2	3	4	5	6	7	8	9	10	11	12	13
T	2	1	—	m	m	m	m	—	n	n	n	n

(— : 消灯、CD レーザー、保存データ : mm.mm[mA], 現在値 : nn.nn[mA])

DVD レーザーの場合


FL 管の表示 (13 桁の表示部)												
1	2	3	4	5	6	7	8	9	10	11	12	13
T	2	2	—	m	m	m	m	—	n	n	n	n

(— : 消灯、DVD レーザー、mm.mm[mA], nn.nn[mA])

レーザー - OFF

FL 管の表示 (13 桁の表示部)												
1	2	3	4	5	6	7	8	9	10	11	12	13
T	2	4	—	—	—	—	—	—	—	—	—	—

*レーザー ON/OFF モードを抜ける場合は、レーザーを OFF する。

③サーボ調整値表示モードの場合 (表 1 サーボ調整値表示モード詳細を参照) 

FL 管の表示 (13 桁の表示部)												
1	2	3	4	5	6	7	8	9	10	11	12	13
T	X	X	X	—	n	n	n	n	n	n	n	n

(XXX : 選択モード、n: 調整値 (HEX))

④サーボ特性測定モード

FL 管の表示 (13 桁の表示部)												
1	2	3	4	5	6	7	8	9	10	11	12	13
T	A	Y	—	—	—	—	—	—	—	—	—	—

(Y : 1 : フォーカス特性、2 : トラッキング特性)

モニタ端子の設定は、

MONI7 : DIROK

MONI6 : DIRCT

MONI5 : STKC

MONI4 : TKC

MONI3 ~ 0 : BSDA

⑤トレースモード (エラーレート表示) の場合 (表 3 トレースモード詳細参照)


FL 管の表示 (13 桁の表示部)												
1	2	3	4	5	6	7	8	9	10	11	12	13
T	Y	Y	F	F	F	F	F	F	F	F	F	F

(YY : 選択モード [71 ~ 94], F : アドレス及びエラーレートは未確定時、F を表示する。)

⑥ In the accumulated laser on time display

FL Display (The display part of 13 digits)												
1	2	3	4	5	6	7	8	9	10	11	12	13
T	B	Y	—	—	—	n	n	n	n	n	。	n

(Y : 1: CD, 2: DVD, nnnn.n: Time [h])

To check, select TB1 or TB2 using the SKIP REV and SKIP FWD buttons. 

⑦ In the color bar output setting (using the video encoder function)

FL Display (The display part of 13 digits)												
1	2	3	4	5	6	7	8	9	10	11	12	13
T	C	Y	—	—	—	—	—	—	—	—	—	—

(Y : 1: Test pattern off
2: Test pattern on
3: Reserved (same as Y = 1)

(1) When Y = 1 (test pattern off)

① Normal operation performed. SD Mode Register 3 (Address 0x44) bit 6 set to 0.

(2) When Y = 2 (test pattern on)

① The video encoder test pattern is output, regardless of whether or not there is a disc.
SD Mode Register 3 (Address 0x44) bit 6 set to 1.

② Output setting: Component/Interlace/480i output.

(3) Y = 3 (Reserved) : Same as when Y = 1.

⑧ In the monitor terminal setting

FL Display (The display part of 13 digits)												
1	2	3	4	5	6	7	8	9	10	11	12	13
T	D	Y	*	Z	Z	*	—	—	—	—	—	—

(Y : 1: RF signal monitor setting (ANAMONI 1 and 2)
2: Digital signal monitor setting (MONI 0 and 1)
3: Digital signal monitor setting (MONI 2 and 3)
4: Digital signal monitor setting (MONI 4 and 5)
5: Digital signal monitor setting (MONI 6 and 7)
6: Remaining buffer capacity output setting (DRV2)ZZ : When Y = 1: 01 to 06, 09, 0A
When Y = 2: 06 to 08, 0A, 0B, 0C
When Y = 3: 06 to 08, 0A, 0B, 0C
When Y = 4: 07 to 0F
When Y = 5: 07 to 0F)

4th place: During Y selection, " * " displayed at 4th place.

7th place: During ZZ selection, " * " displayed at 7th place.

When both Y and ZZ are set, " * " displayed at 4th and 7th places.

After selecting Y within the mode using the SKIP REV and SKIP FWD buttons, press the PLAY button once to set.

Use the SKIP REV and SKIP FWD buttons to select ZZ within the mode.

(When set at Y = 1, press the SKIP FWD button to switch in the order 01, 02, 03, 04, 05, 06, 09, 0A, 0C, 01 ..., then press the PLAY button once to set. If the SKIP REV and SKIP FWD buttons are pressed after setting, switches to Y within the mode.

When Y = 1 is selected, the previously selected ZZ value is displayed.)

The set values are not cleared even when the STOP button is pressed or when the STOP and SKIP FWD buttons are pressed simultaneously.

Remaining buffer capacity: PWM output of the remaining data capacity to the DRV2 terminal.


(Notes: The remaining buffer capacity is the remaining data capacity, not the remaining free space. Also, the DRV2 terminal is also used for tray driving, so when outputting the remaining buffer capacity, be careful not to drive the tray.)

When Y = 2 or 3, if ZZ = 0C is selected, Dfesv (FE stored value) is output to the MONI 1 terminal, Tfesv (TE stored value) is output to the MONI 2 terminal and Dassv (AS stored value) is output to the MONI 3 terminal.

⑥レーザー ON 累積時間を表示場合

FL 管の表示 (13 桁の表示部)												
1	2	3	4	5	6	7	8	9	10	11	12	13
T	B	Y	—	—	—	n	n	n	n	n	。	n

(Y : 1: CD, 2: DVD, nnnn.n: 時間 [h])

確認は、SKIP REV, SKIP FWD で TB1 又は TB2 を選択する。 

⑦カラーバー出力設定する場合 (VIDEO ENCODER 機能を使用)

FL 管の表示 (13 桁の表示部)												
1	2	3	4	5	6	7	8	9	10	11	12	13
T	C	Y	—	—	—	—	—	—	—	—	—	—

(Y : 1: Test Pattern : OFF
2: Test Pattern : ON
3: Reserved (Y=1 と同じ)

(1)Y = 1 (Test Pattern : OFF) の時

①通常動作を行う。SD Mode Register 3(Address 0x44) の bit6 を 0 に設定する。

(2)Y = 2 (Test Pattern : ON) の時

①ディスクの有無に関わらず、Video Encoder の Test Pattern を出力する。
SD Mode Register 3(Address 0x44) の bit6 を 1 に設定する。

②出力設定は Component/Interlace/480i 出力とする。

(3)Y = 3 (Reserved) : Y = 1 と同じとする。

⑧モニタ端子設定する場合

FL 管の表示 (13 桁の表示部)												
1	2	3	4	5	6	7	8	9	10	11	12	13
T	D	Y	*	Z	Z	*	—	—	—	—	—	—

Y : 1: R F 信号モニタ設定 (ANAMONI1,2)
2: Digital 信号モニタ設定 (MONI0,1),
3: Digital 信号モニタ設定 (MONI2,3),
4: Digital 信号モニタ設定 (MONI4,5),
5: Digital 信号モニタ設定 (MONI6,7),
6: バッファ残容量の出力設定 (DRV2)ZZ : Y=1 の時 01 ~ 06,09,0A
Y=2 の時 06 ~ 08,0A,0B,0C
Y=3 の時 06 ~ 08,0A,0B,0C
Y=4 の時 07 ~ 0F
Y=5 の時 07 ~ 0F

4 桁目: Y 選択中の場合、4 桁目に " * " を表示する。

7 桁目: ZZ 選択中の場合、7 桁目に " * " を表示する。

Y と ZZ の両方確定時は、4 桁目と 7 桁目に " * " を表示する。

モード内の Y を SKIP REV, SKIP FWD ボタンで選択した後、PLAY ボタンを 1 回押すことで、モード内の ZZ を SKIP REV, SKIP FWD ボタンで選択する。

(Y=1 で確定した場合、SKIP FWD ボタンで 01,02,03,04,05,06,09,0A,0C,01... の順で切り替わり PLAY ボタンを 1 回押すことで確定する。確定後 SKIP REV,SKIP FWD ボタンを押すとモード内の Y に切り替わる。Y=1 を選択した場合、前回設定した ZZ 値が表示される。)

STOP ボタン押し、及び STOP ボタンと SKIP FWD ボタンの同時押しした場合でも、設定値はクリアされない。

バッファ残容量の出力は、DRV2 端子にデータの残容量を PWM 出力する。

(注: バッファ残容量は、データの残容量。空きサイズではないので注意。また、DRV2 端子は、TRAY 駆動用にも使用している為、バッファ残容量を出力する場合は、TRAY が駆動しないよう注意すること。)

Y=2 または 3 の時に ZZ=0C が選択された場合は、MONI1 端子に Dfesv(FE 保存値)、MONI2 端子に Dtesv(TE 保存値)、MONI3 端子に Dassv(AS 保存値) を出力する。

(5) Execution of trace mode (error rate display) (See "Table 3 - Trace mode details")

Trace will be performed if the PLAY button is pushed after choosing operation.

FL Display (The display part of 13 digits)												
1	2	3	4	5	6	7	8	9	10	11	12	13
T	Y	Y	m	m	m	m	m	m	l	l	l	l

(YY : selection mode [71 to 94], m : address [PBA][HEX], l : error rate [COUNT/SEC] [HEX])

Note: Renewal of data is carried out for every CD:450(x6),188(x2.5) frame and DVD:85ECC block.

The mode chosen when selection mode was changed into the trace execution and the PLAY button was pushed is performed from the beginning.

When the PLAY button is pushed without changing selection mode, the mode under selection is performed from the beginning. (If the PLAY button is pushed, the address corresponding to the chosen mode will be searched again.)

The pause mode is set after tracing is completed.

(6) Other operations

- ① If the STOP button is pressed in any mode other than the tray open/close mode, the set returns to the status it was in when the test mode was entered.

FL Display (The display part of 13 digits)												
1	2	3	4	5	6	7	8	9	10	11	12	13
T												

If the STOP button is pressed while in the tray open/close mode, operation stops with the number of times the tray has opened and closed displayed. Press the STOP button once more to return to the status set when the test mode was entered.

- ② Push the OPEN/CLOSE button twice and carry out servo readjustment in OPEN operation → CLOSE operation. (It readjusts with test mode.)

OPEN display
↓
CLOSE display
↓
LOADING display
↓

FL Display (The display part of 13 digits)												
1	2	3	4	5	6	7	8	9	10	11	12	13
T												

- ③ By pressing STOP button and SKIP FWD button simultaneously in the test mode, it returns to heat run mode.

(5) トレースモード (エラーレート表示) の実行 (表3 トレースモード詳細 参照)

動作を選択した後、PLAY ボタンを押すとトレースを実行する。

FL 管の表示 (13 桁の表示部)												
1	2	3	4	5	6	7	8	9	10	11	12	13
T	Y	Y	m	m	m	m	m	m	l	l	l	l

(YY: 選択モード [71 ~ 94]、m: アドレス [PBA][HEX]、l: エラーレート [COUNT/SEC][HEX])

(注) CD:450(×6)、188(×2.5) フレーム、DVD:85ECC ブロック毎にデータ更新する。

トレース実行中に選択モードを変更し、PLAY ボタンを押すと選択したモードを最初から実行する。

選択モードを変更せずに PLAY ボタンを押した場合も、選択中のモードを最初から実行する。

(PLAY ボタンを押したら、選択しているモードに対応したアドレスを再度サーチする。)

トレース終了時は、PAUSE 状態になります。

(6) その他の動作

- ① トレイ OPEN/CLOSE モード以外のモード中に STOP ボタンを押すとテストモード投入時の状態に戻る。

FL 管の表示 (13 桁の表示部)												
1	2	3	4	5	6	7	8	9	10	11	12	13
T												

トレイ OPEN/CLOSE モード時に STOP ボタンを押すと、オープncローズ回数表示した状態で動作が停止し、もう一度 STOP ボタンを押すことで、テストモード投入時の状態に戻る。

- ② OPEN/CLOSE ボタンを 2 回押して、OPEN 動作 → CLOSE 動作で、サーボ再調整する。(テストモードのまま再調整する。)

OPEN 表示
↓
CLOSE 表示
↓
LOADING 表示
↓

FL 管の表示 (13 桁の表示部)												
1	2	3	4	5	6	7	8	9	10	11	12	13
T												

- ③ テストモード中に STOP ボタンと SKIP FWD ボタンの同時押し (投入時と同じボタン) で、ヒートランモードに戻る。

(7) Test mode detailed table

Table 1: Servo adjustment value display mode details



TXX	Name	Meaning	Remarks
T0	gavine0	L0 layer VIN5VIN6VIN7VIN8 Fep section Gain middle stage, latter stage amplifier setting	VIN5 = "C" signal Fep section middle stage and latter stage amplifier setting.
T1	gavin0	L0 layer VIN9VIN10 Fep section Gain middle stage, latter stage amplifier setting	VIN9 = "E" signal and VIN10="F" signal Fep section middle stage and latter stage amplifier setting.
T33A	offving0	L0 layer VIN7 Fep section latter stage offset setting	VIN7 = "A" signal Fep section latter stage offset setting.
T33B	offvinf0	L0 layer VIN6 Fep section latter stage offset setting	VIN6 = "B" signal Fep section latter stage offset setting.
T33C	offvine0	L0 layer VIN5 Fep section latter stage offset setting	VIN5 = "C" signal Fep section latter stage offset setting.
T33D	offvinh0	L0 layer VIN8 Fep section latter stage offset setting	VIN8 = "D" signal Fep section latter stage offset setting.
T33E	offvina0	L0 layer VIN9 Fep section latter stage offset setting	VIN9 = "E" signal Fep section latter stage offset setting.
T33F	offvinb0	L0 layer VIN10 Fep section latter stage offset setting	VIN10 = "F" signal Fep section latter stage offset setting.
T34	fepadr50	L0 layer high speed servo (DPD) input Fep section Gain initial stage/middle stage/latter stage amplifier setting	VIN1RF, VIN2RF, VIN3RF and VIN4RF signals Fep section amplifier setting. (* Used for DVD and SACD layer) Initial stage amplifier: fixed setting value, not adjusted. (Fixed at FEAdr5 [bit10, bit9])
T35	fbal0	L0 layer focus balance adjustment value	8.8 format (upper 8 bits: integer, lower 8 bits: decimal) FBAL = Adjustment value / 256 FBAL range: 0xFF00 < FBAL < 0x0100 Set value 0xFF00 0xFF80 0x0000 0x0080 0x0100 1+FBAL 0 0.5 1.0 1.5 2 1-FBAL 2 1.5 1.0 0.5 0 For the focus signal : FE = { (VIN5+VIN7) * (1+FBAL) } - { (VIN6+VIN8) * (1-FBAL) }
T36	feagc0	L0 layer FE signal AGC value	(1x for 0x100, 2x for 0x200. Y/0x100 ratio calculation.) Adjusted so that FE amplitude reaches target of 2.45V.
T37	fcga0	L0 layer focus Loop Gain adjustment value	1x for 0x100 [0x200 (2x) set to Typ. (1x for 0x100, 2x for 0x200. Y/0x100 ratio calculation.) Adjustment value 0x200 sets so that gain crossover reaches target.
T38	asagc0	L0 layer AS signal AGC value	(1x for 0x100, 2x for 0x200. Y/0x100 ratio calculation.) Adjusted so that AS amplitude reaches target of 2.45V.
T39	tbal0	CD tracking balance adjustment value	8.8 format (upper 8 bits: integer, lower 8 bits: decimal) TBAL = Adjustment value / 256 TBAL range: 0xFF00 < TBAL < 0x0100 Set value 0xFF00 0xFF80 0x0000 0x0080 0x0100 1+TBAL 0 0.5 1.0 1.5 2 1-TBAL 2 1.5 1.0 0.5 0 For the tracking signal : TE = { VIN9 * (1+TBAL) } - { VIN10 * (1-TBAL) }
T40	oftpd0	L0 layer DVD tracking balance adjustment value	"A" and "C" signals: same phase "B" and "D" signals: same phase With the above conditions: If the phase of B is 90° ahead of the phase of A: 0x20 (+32 LSB) If the phase of B is 90° behind of the phase of A: 0xE0 (-32 LSB) * ± 16 LSB for a phase difference of 45°, 0 LSB for a phase difference of 0°.
T41	oftvl0	L0 layer OFTR detection threshold value	For the CD : Signed 7bit (0x40 ~ 0x3F) 0x40 : 0V 0x00 : 1.65V 0x3F : 3.3V (3.3V/128 = 25.78[mV]/LSB) For the DVD : Unsigned 7bit (0x00 ~ 0x7F) 0x00 : 0V 0x40 : 1.65V 0x7F : 3.3V (3.3V/128 = 25.78[mV]/LSB) At tracking off, adjusted so that OFTR signal reaches target of Duty 50%.
T42	teagc0	L0 layer TE signal AGC value	(1x for 0x100, 2x for 0x200. Y/0x100 ratio calculation.) Adjusted so that TE amplitude reaches target of 2.45V.

(7) テストモード詳細一覧表

表 1 サーボ調整値表示モード詳細




TXX	名称	意味	備考
T0	gavine0	L0層 VIN5VIN6VIN7VIN8 の Fep 部 Gain 中段、後段 Amp 設定	VIN5 = "C" 信号の Fep 部の中段と後段の Amp 設定
T1	gavin0	L0層 VIN9VIN10 の Fep 部 Gain 中段、後段 Amp 設定	VIN9 = "E" 信号 VIN10 = "F" 信号の Fep 部の中段と後段の Amp 設定
T33A	offving0	L0層 VIN7 の Fep 部 後段 Offset 設定	VIN7 = "A" 信号の Fep 部 後段の Offset 設定
T33B	offvinf0	L0層 VIN6 の Fep 部 後段 Offset 設定	VIN6 = "B" 信号の Fep 部 後段の Offset 設定
T33C	offvine0	L0層 VIN5 の Fep 部 後段 Offset 設定	VIN5 = "C" 信号の Fep 部 後段の Offset 設定
T33D	offvinh0	L0層 VIN8 の Fep 部 後段 Offset 設定	VIN8 = "D" 信号の Fep 部 後段の Offset 設定
T33E	offvina0	L0層 VIN9 の Fep 部 後段 Offset 設定	VIN9 = "E" 信号の Fep 部 後段の Offset 設定
T33F	offvinb0	L0層 VIN10 の Fep 部 後段 Offset 設定	VIN10 = "F" 信号の Fep 部 後段の Offset 設定
T34	fepadr50	L0層 高速 Servo(DPD) 入力の Fep 部 Gain 初段 / 中段 / 後段 Amp 設定	VIN1RF, VIN2RF, VIN3RF, VIN4RF 信号の Fep 部 Amp 設定 (※ DVD、SACD 層の場合使用) 初段 Amp は固定の設定値のため調整されない。 (FEAdr5 [bit10, bit9] 固定)
T35	fbal0	L0層フォーカスバランス調整値	8.8Format(上位 8bit : 整数、下位 8bit 小数) で、 FBAL = 調整値 / 256 FBAL の範囲は 0xFF00 < FBAL < 0x0100。 設定値 0xFF00 0xFF80 0x0000 0x0080 0x0100 1+FBAL 0 0.5 1.0 1.5 2 1-FBAL 2 1.5 1.0 0.5 0 フォーカス信号の場合 : FE = { (VIN5+VIN7) * (1+FBAL) } - { (VIN6+VIN8) * (1-FBAL) }
T36	feagc0	L0層 FE 信号の AGC 値	(0x100 で 1 倍、0x200 で 2 倍。Y/0x100 の比率計算) FE の振幅が目標ターゲット 2.45V になる様に調整される。
T37	fcga0	L0層フォーカス Loop Gain 調整値	0x100 で 1 倍 [0x200(2 倍) を Typ に設定する。] (0x100 で 1 倍、0x200 で 2 倍。Y/0x100 の比率計算) 調整値 0x200 で Gain 交点が目標ターゲットになる様に設定している。
T38	asagc0	L0層 AS 信号の AGC 値	(0x100 で 1 倍、0x200 で 2 倍。Y/0x100 の比率計算) AS の振幅が目標ターゲット 2.45V になる様に調整される。
T39	tbal0	CD トラッキングバランス調整値	8.8Format(上位 8bit : 整数、下位 8bit 小数) で、 TBAL = 調整値 / 256 TBAL の範囲は 0xFF00 < TBAL < 0x0100。 設定値 0xFF00 0xFF80 0x0000 0x0080 0x0100 1+TBAL 0 0.5 1.0 1.5 2 1-TBAL 2 1.5 1.0 0.5 0 CD トラッキング信号の場合 : TE = { VIN9 * (1+TBAL) } - { VIN10 * (1-TBAL) }
T40	oftpd0	L0層 DVD トラッキングバランス調整値	"A" と "C" 信号が同位相 "B" と "D" 信号が同位相 上記の条件の場合、 B が A より位相が 90° 進んでいる時: 0x20 (+32LSB) B が A より位相が 90° 遅れている時: 0xE0 (-32LSB) ※ 位相差 45° の場合は ± 16LSB、位相差 0° の場合は 0LSB。
T41	oftvl0	L0層 OFTR 検出閾値	CD の場合 : 符号付き 7bit (0x40 ~ 0x3F) 0x40 : 0V 0x00 : 1.65V 0x3F : 3.3V (3.3V/128 = 25.78[mV]/LSB) DVD の場合 : 符号無し 7bit (0x00 ~ 0x7F) 0x00 : 0V 0x40 : 1.65V 0x7F : 3.3V (3.3V/128 = 25.78[mV]/LSB) トラッキング Off 状態での OFTR 信号が Duty50% になる様調整される。
T42	teagc0	L0層 TE 信号の AGC 値	(0x100 で 1 倍、0x200 で 2 倍。Y/0x100 の比率計算) TE の振幅が目標ターゲット 2.45V になる様に調整される。

TXX	Name	Meaning	Remarks
T43	tkga0	L0 layer tracking Loop Gain adjustment value	1x for 0x100 [0x200 (2x) set to Typ. (1x for 0x100, 2x for 0x200. Y/0x100 ratio calculation.) Adjustment value 0x200 sets so that gain crossover reaches target.
T44	bst0	L0 layer RF signal Boost adjustment value	Adjustment range : 0x0000 ~ 0x001C 0x0000 : 0dB 0x001C : 14dB (0.5dB/LSB)
T45	felv0	Threshold value at which focus servo turns on (FE signal)	16-bit signed calculation upper (8 bits) / lower (8 bits) : 8-bit signed calculation 0x7F** (0x**7F) : 3.3V 0x00** (0x**00) : 1.65V 0x80** (0x**80) : 0V 3.3V/256 = 12.89[mV]/LSB
T46	aslv0	Threshold value at which focus servo turns on (AS signal)	16-bit signed calculation upper (8 bits) / lower (8 bits) : 8-bit signed calculation 0x7F** (0x**7F) : 3.3V 0x00** (0x**00) : 1.65V 0x80** (0x**80) : 0V 3.3V/256 = 12.89[mV]/LSB
T47	aslv20	Focus servo draw in check value (AS signal)	16-bit signed calculation upper (8 bits) / lower (8 bits) : 8-bit signed calculation 0x7F** (0x**7F) : 3.3V 0x00** (0x**00) : 1.65V 0x80** (0x**80) : 0V 3.3V/256 = 12.89[mV]/LSB
T48	fcnglv0	Focus servo off detection threshold value (AS signal)	16-bit signed calculation upper (8 bits) / lower (8 bits) : 8-bit signed calculation 0x7F** (0x**7F) : 3.3V 0x00** (0x**00) : 1.65V 0x80** (0x**80) : 0V 3.3V/256 = 12.89[mV]/LSB
T49	gavin1	L1 layer VIN9VIN10 Fep section Gain middle stage, latter stage amplifier setting.	VIN9 = "E" signal Fep section middle stage and latter stage amplifier setting.
T50	gavine1	L1 layer VIN5VIN6VIN7VIN8 Fep section Gain middle stage, latter stage amplifier setting.	VIN5 = "C" signal Fep section middle stage and latter stage amplifier setting.
T51A	offving1	L1 layer VIN7 Fep section latter stage offset setting.	VIN7 = "A" signal Fep section latter stage offset setting.
T51B	offvinf1	L1 layer VIN6 Fep section latter stage offset setting.	VIN6 = "B" signal Fep section latter stage offset setting.
T51C	offvine1	L1 layer VIN5 Fep section latter stage offset setting.	VIN5 = "C" signal Fep section latter stage offset setting.
T51D	offvinh1	L1 layer VIN8 Fep section latter stage offset setting.	VIN8 = "D" signal Fep section latter stage offset setting.
T51E	offvina1	L1 layer VIN9 Fep section latter stage offset setting.	VIN9 = "E" signal Fep section latter stage offset setting.
T51F	offvinb1	L1 layer VIN10 Fep section latter stage offset setting.	VIN10 = "F" signal Fep section latter stage offset setting.
T52	fepadr51	L1 layer high speed servo (DPD) input Fep section Gain initial stage/middle stage/latter stage amplifier setting.	VIN1RF, VIN2RF, VIN3RF and VIN4RF signals Fep section amplifier setting. (* Used for DVD and SACD layer) Initial stage amplifier: fixed setting value, not adjusted. (Fixed at FEPadr5 [bit10, bit9])
T53	fbal1	L1 layer focus balance adjustment value	8.8 format (upper 8 bits: integer, lower 8 bits: decimal) FBAL = Adjustment value / 256 FBAL range: 0xFF00 < FBAL < 0x0100 Set value 0xFF00 0xFF80 0x0000 0x0080 0x0100 1+FBAL 0 0.5 1.0 1.5 2 1-FBAL 2 1.5 1.0 0.5 0 For the focus signal : FE = { (VIN5+VIN7) * (1+FBAL) } - { (VIN6+VIN8) * (1-FBAL) }
T54	feagc1	L1 layer FE signal AGC value	(1x for 0x100, 2x for 0x200. Y/0x100 ratio calculation.) Adjusted so that FE amplitude reaches target of 2.45V.
T55	fcga1	L1 layer focus Loop Gain adjustment value	1x for 0x100 [0x200 (2x) set to Typ. (1x for 0x100, 2x for 0x200. Y/0x100 ratio calculation.) Adjustment value 0x200 sets so that gain crossover reaches target.
T56	asagc1	L1 layer AS signal AGC value	(1x for 0x100, 2x for 0x200. Y/0x100 ratio calculation.) Adjusted so that AS amplitude reaches target of 2.45V.

TXX	名称	意味	備考
T43	tkga0	L0層トラッキング Loop Gain 調整値	0x100 で 1 倍 [0x200(2 倍) を Typ に設定する。] (0x100 で 1 倍、0x200 で 2 倍。Y/0x100 の比率計算) 調整値 0x200 で Gain 交点が目標ターゲットになる様に設定している。
T44	bst0	L0層 RF 信号の Boost 調整値	調整範囲 : 0x0000 ~ 0x001C 0x0000 : 0dB 0x001C : 14dB (0.5dB/LSB)
T45	felv0	フォーカスサーボを On する閾値 (FE 信号)	16bit 符号付計算 上位 (8bit) / 下位 (8bit) 符号付き 8bit 計算 0x7F** (0x**7F) : 3.3V 0x00** (0x**00) : 1.65V 0x80** (0x**80) : 0V 3.3V/256 = 12.89[mV]/LSB
T46	aslv0	フォーカスサーボを On する閾値 (AS 信号)	16bit 符号付計算 上位 (8bit) / 下位 (8bit) 符号付き 8bit 計算 0x7F** (0x**7F) : 3.3V 0x00** (0x**00) : 1.65V 0x80** (0x**80) : 0V 3.3V/256 = 12.89[mV]/LSB
T47	aslv20	フォーカスサーボ引き込み確認の値 (AS 信号)	16bit 符号付計算 上位 (8bit) / 下位 (8bit) 符号付き 8bit 計算 0x7F** (0x**7F) : 3.3V 0x00** (0x**00) : 1.65V 0x80** (0x**80) : 0V 3.3V/256 = 12.89[mV]/LSB
T48	fcnglv0	フォーカスサーボ外れ検出の閾値 (AS 信号)	16bit 符号付計算 上位 (8bit) / 下位 (8bit) 符号付き 8bit 計算 0x7F** (0x**7F) : 3.3V 0x00** (0x**00) : 1.65V 0x80** (0x**80) : 0V 3.3V/256 = 12.89[mV]/LSB
T49	gavin1	L1 層 VIN9VIN10 の Fep 部 Gain 中段、後段 Amp 設定	VIN9 = "E" 信号の Fep 部の中段と後段の Amp 設定
T50	gavine1	L1 層 VIN5VIN6VIN7VIN8 の Fep 部 Gain 中段、後段 Amp 設定	VIN5 = "C" 信号の Fep 部の中段と後段の Amp 設定
T51A	offving1	L1 層 VIN7 の Fep 部 後段 Offset 設定	VIN7 = "A" 信号の Fep 部 後段の Offset 設定
T51B	offvinf1	L1 層 VIN6 の Fep 部 後段 Offset 設定	VIN6 = "B" 信号の Fep 部 後段の Offset 設定
T51C	offvine1	L1 層 VIN5 の Fep 部 後段 Offset 設定	VIN5 = "C" 信号の Fep 部 後段の Offset 設定
T51D	offvinh1	L1 層 VIN8 の Fep 部 後段 Offset 設定	VIN8 = "D" 信号の Fep 部 後段の Offset 設定
T51E	offvina1	L1 層 VIN9 の Fep 部 後段 Offset 設定	VIN9 = "E" 信号の Fep 部 後段の Offset 設定
T51F	offvinb1	L1 層 VIN10 の Fep 部 後段 Offset 設定	VIN10 = "F" 信号の Fep 部 後段の Offset 設定
T52	fepadr51	L1 層 高速 Servo(DPD) 入力の Fep 部 Gain 初段 / 中段 / 後段 Amp 設定	VIN1RF, VIN2RF, VIN3RF, VIN4RF 信号の Fep 部 Amp 設定 (※ DVD、SACD 層の場合使用) 初段 Amp は固定の設定値のため調整されない。 (FEPadr5 [bit10, bit9] 固定)
T53	fbal1	L1 層フォーカスバランス調整値	8.8Format(上位 8bit : 整数、下位 8bit 小数) で、 FBAL = 調整値 / 256 FBAL の範囲は 0xFF00 < FBAL < 0x0100。 設定値 0xFF00 0xFF80 0x0000 0x0080 0x0100 1+FBAL 0 0.5 1.0 1.5 2 1-FBAL 2 1.5 1.0 0.5 0 フォーカス信号の場合 : FE = { (VIN5+VIN7) * (1+FBAL) } - { (VIN6+VIN8) * (1-FBAL) }
T54	feagc1	L1 層 FE 信号の AGC 値	(0x100 で 1 倍、0x200 で 2 倍。Y/0x100 の比率計算) FE の振幅が目標ターゲット 2.45V になる様調整される。
T55	fcga1	L1 層フォーカス Loop Gain 調整値	0x100 で 1 倍 [0x200(2 倍) を Typ に設定する] (0x100 で 1 倍、0x200 で 2 倍。Y/0x100 の比率計算) 調整値 0x200 で Gain 交点が目標ターゲットになる様に設定している。
T56	asagc1	L1 層 AS 信号の AGC 値	(0x100 で 1 倍、0x200 で 2 倍。Y/0x100 の比率計算) AS の振幅が目標ターゲット 2.45V になる様調整される。

TXX	Name	Meaning	Remarks
T57	oftpd1	L1 layer DVD tracking balance adjustment value	"A" and "C" signals: same phase "B" and "D" signals: same phase With the above conditions: If the phase of B is 90° ahead of the phase of A: 0x20 (+32 LSB) If the phase of B is 90° behind of the phase of A: 0xE0 (-32 LSB) * ± 16 LSB for a phase difference of 45°, 0 LSB for a phase difference of 0°.
T58	oftvl1	L1 layer OFTR detection threshold value	For the DVD : Unsigned 7bit (0x00 ~ 0x7F) 0x00 : 0V 0x40 : 1.65V 0x7F : 3.3V (3.3V/128 = 25.78[mV]/LSB) At tracking off, adjusted so that OFTR signal reaches target of Duty 50%.
T59	teagc1	L1 layer TE signal AGC value	(1x for 0x100, 2x for 0x200. Y/0x100 ratio calculation.) Adjusted so that TE amplitude reaches target of 2.45V.
T60	tkga1	L1 layer tracking Loop Gain adjustment value	1x for 0x100 [0x200 (2x) set to Typ. (1x for 0x100, 2x for 0x200. Y/0x100 ratio calculation.) Adjustment value 0x200 sets so that gain crossover reaches target.
T61	bst1	L1 layer RF signal Boost adjustment value	Adjustment range : 0x0000 ~ 0x001C 0x0000 : 0dB 0x001C : 14dB (0.6dB/LSB)
T62	felv1	SACD layer : Threshold value at which focus servo turns on (FE signal)	16-bit signed calculation upper (8 bits) / lower (8 bits) : 8-bit signed calculation 0x7F** (0x**7F) : 3.3V 0x00** (0x**00) : 1.65V 0x80** (0x**80) : 0V 3.3V/256 = 12.89[mV]/LSB
T63	aslv1	SACD layer : Threshold value at which focus servo turns on (AS signal)	16-bit signed calculation upper (8 bits) / lower (8 bits) : 8-bit signed calculation 0x7F** (0x**7F) : 3.3V 0x00** (0x**00) : 1.65V 0x80** (0x**80) : 0V 3.3V/256 = 12.89[mV]/LSB
T64	aslv21	SACD layer : Focus servo draw in check value (AS signal)	16-bit signed calculation upper (8 bits) / lower (8 bits) : 8-bit signed calculation 0x7F** (0x**7F) : 3.3V 0x00** (0x**00) : 1.65V 0x80** (0x**80) : 0V 3.3V/256 = 12.89[mV]/LSB
T65	fcnglv1	SACD layer : Focus servo off detection threshold value (AS signal)	16-bit signed calculation upper (8 bits) / lower (8 bits) : 8-bit signed calculation 0x7F** (0x**7F) : 3.3V 0x00** (0x**00) : 1.65V 0x80** (0x**80) : 0V 3.3V/256 = 12.89[mV]/LSB
T66	DiscType	Disc Type	See "Table-2 Disc type information" on page 25.
T67	Format	Disc Format type	See "Table-2 Disc type information" on page 25.

Table 2 : Disc type information 

Disc Type	Contents of fluorescent tube display in servo adjustment value display mode (T66)	Format Type	Contents of fluorescent tube display in servo adjustment value display mode (T67)
NO-DISC	NO-DISC	Unknown	NONE
DVD1 layer, +R, +RW	DVD1	CD-ROM, Divx	CD-ROM
DVD2 layer, -DL, +DL	DVD2	CD-DA	CD-DA
DVD-R	DVD-R	VideoCD	VIDEO CD
DVD-RW	DVD-RW	DVD-ROM, Divx	DVD-ROM
CD, CD-R, CD-RW	CD	DVD-VIDEO	DVD-VIDEO
SACD(Single Layer)	SACD SING	DVD-AUDIO	DVD-AUDIO
SACD(Dual Layer)	SACD DUAL	CD-dts	CD-dts
SACD(Hybrid)	SACD HYBR	DVD-VR	DVD-VR
Unknown	NONE	Mixed mode CD-ROM	CD-ROM-DA
		SACD	SACD

(When there are multiple formats, the format played and identified with priority is displayed.)

TXX	名称	意味	備考
T57	oftpd1	L1層 DVDトラッキングバランス調整値	"A"と"C"信号が同位相 "B"と"D"信号が同位相 上記の条件の場合、 BがAより位相が90°進んでいる時:0x20(+32LSB) BがAより位相が90°遅れている時:0xE0(-32LSB) ※位相差45°の場合は±16LSB、位相差0°の場合は1LSB。
T58	oftvl1	L1層 OFTR 検出閾値	DVD符号無し7bit(0x00~0x7F) 0x00:0V 0x40:1.65V 0x7F:3.3V (3.3V/128=25.78[mV]/LSB) トラッキングOff状態でのOFTR信号がDuty50%になる様調整される。
T59	teagc1	L1層 TE信号のAGC値	(0x100で1倍、0x200で2倍、Y/0x100の比率計算) TEの振幅が目標ターゲット2.45Vになる様調整される。
T60	tkga1	L1層トラッキングLoop Gain調整値	0x100で1倍[0x200(2倍)をTypに設定する] (0x100で1倍、0x200で2倍、Y/0x100の比率計算) 調整値0x200でGain交点が目標ターゲットになる様設定している。
T61	bst1	L1層RF信号のBoost調整値	調整範囲: 0x0000~0x001C 0x0000:0dB 0x001C:14dB (0.6dB/LSB)
T62	felv1	SACD層にフォーカスサーボをOnする閾値(FE信号)	16bit符号付計算 上位(8bit)/下位(8bit)符号付き8bit計算 0x7F**(0x**7F):3.3V 0x00**(0x**00):1.65V 0x80**(0x**80):0V 3.3V/256=12.89[mV]/LSB
T63	aslv1	SACD層にフォーカスサーボをOnする閾値(AS信号)	16bit符号付計算 上位(8bit)/下位(8bit)符号付き8bit計算 0x7F**(0x**7F):3.3V 0x00**(0x**00):1.65V 0x80**(0x**80):0V 3.3V/256=12.89[mV]/LSB
T64	aslv21	SACD層のフォーカスサーボ引き込み確認値(AS信号)	16bit符号付計算 上位(8bit)/下位(8bit)符号付き8bit計算 0x7F**(0x**7F):3.3V 0x00**(0x**00):1.65V 0x80**(0x**80):0V 3.3V/256=12.89[mV]/LSB
T65	fcnglv1	SACD層のフォーカスサーボ外れ検出の閾値(AS信号)	16bit符号付計算 上位(8bit)/下位(8bit)符号付き8bit計算 0x7F**(0x**7F):3.3V 0x00**(0x**00):1.65V 0x80**(0x**80):0V 3.3V/256=12.89[mV]/LSB
T66	DiscType	ディスクのタイプ	表2ディスク種別情報参照。
T67	Format	ディスクのフォーマットタイプ	表2ディスク種別情報参照。

表2 ディスク種別情報 

ディスクタイプ	サーボ調整値表示モードでのFL管表示内容(T66)	フォーマットタイプ	サーボ調整値表示モードでのFL管表示内容(T67)
ディスクなし	NO-DISC	不明	NONE
DVD1層、+R、+RW	DVD1	CD-ROM、Divx	CD-ROM
DVD2層、-DL、+DL	DVD2	CD-DA	CD-DA
DVD-R	DVD-R	VideoCD	VIDEO CD
DVD-RW	DVD-RW	DVD-ROM、Divx	DVD-ROM
CD、CD-R、CD-RW	CD	DVD-VIDEO	DVD-VIDEO
SACD(Single Layer)	SACD SING	DVD-AUDIO	DVD-AUDIO
SACD(Dual Layer)	SACD DUAL	CD-dts	CD-dts
SACD(Hybrid)	SACD HYBR	DVD-VR	DVD-VR
不明	NONE	Mixed mode CD-ROM	CD-ROM-DA
		SACD	SACD

(フォーマットが混在する場合、優先して再生、認識されるフォーマットを表示します。)

Table 3: Trace mode details

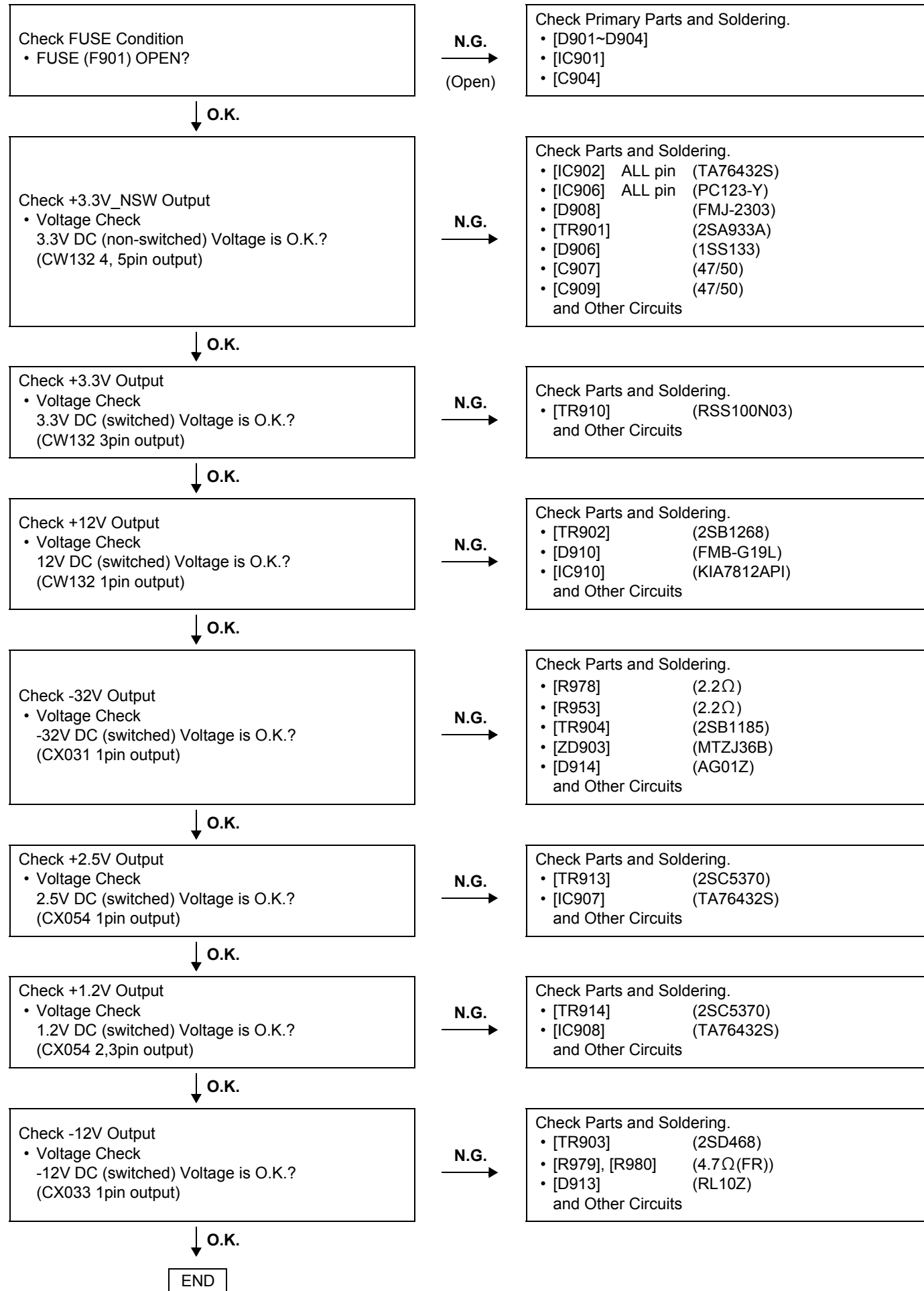
YY	Contents	Contents supplement
71	A display of PO error detection number of the inner circumference of 1-layer and an address.	It is invalid at the time of CD operation.
72	A display of PO uncorrectable number of the inner circumference of 1-layer and an address.	It is invalid at the time of CD operation.
73	A display of PI error detection number of the inner circumference of 1-layer and an address.	CD : C1 error detection number (x2.5)
74	A display of PI uncorrectable number of the inner circumference of 1-layer and an address.	CD : C2 uncorrectable error number (x2.5)
75	A display of PO error detection number of the central circumference of 1-layer and an address.	It is invalid at the time of CD operation.
76	A display of PO uncorrectable number of the central circumference of 1-layer and an address.	It is invalid at the time of CD operation.
77	A display of PI error detection number of the central circumference of 1-layer and an address.	CD : C1 error detection number (x2.5)
78	A display of PI uncorrectable number of the central circumference of 1-layer and an address.	CD : C2 uncorrectable error number (x2.5)
79	A display of PO error detection number of the outer circumference of 1-layer and an address.	It is invalid at the time of CD operation.
80	A display of PO uncorrectable number of the outer circumference of 1-layer and an address.	It is invalid at the time of CD operation.
81	A display of PI error detection number of the outer circumference of 1-layer and an address.	CD : C1 error detection number (x2.5)
82	A display of PI uncorrectable number of the outer circumference of 1-layer and an address.	CD : C2 uncorrectable error number (x2.5)
83	A display of PO error detection number of the inner circumference of 2-layer and an address.	In the case of 1-layer DVD and CD disc, it is invalid.
84	A display of PO uncorrectable number of the inner circumference of 2-layer and an address.	In the case of 1-layer DVD and CD disc, it is invalid.
85	A display of PI error detection number of the inner circumference of 2-layer and an address.	In the case of 1-layer DVD disc, it is invalid. CD : C1 error detection number (x6)
86	A display of PI uncorrectable number of the inner circumference of 2-layer and an address.	In the case of 1-layer DVD disc, it is invalid. CD : C2 uncorrectable error number (x6)
87	A display of PO error detection number of the central circumference of 2-layer and an address.	In the case of 1-layer DVD and CD disc, it is invalid.
88	A display of PO uncorrectable number of the central circumference of 2-layer and an address.	In the case of 1-layer DVD and CD disc, it is invalid.
89	A display of PI error detection number of the central circumference of 2-layer and an address.	In the case of 1-layer DVD disc, it is invalid. CD : C1 error detection number (x6)
90	A display of PI uncorrectable number of the central circumference of 2-layer and an address.	In the case of 1-layer DVD disc, it is invalid. CD : C2 uncorrectable error number (x6)
91	A display of PO error detection number of the outer circumference of 2-layer and an address.	In the case of 1-layer DVD and CD disc, it is invalid.
92	A display of PO uncorrectable number of the outer circumference of 2-layer and an address.	In the case of 1-layer DVD and CD disc, it is invalid.
93	A display of PI error detection number of the outer circumference of 2-layer and an address.	In the case of 1-layer DVD disc, it is invalid. CD : C1 error detection number (x6)
94	A display of PI uncorrectable number of the outer circumference of 2-layer and an address.	In the case of 1-layer DVD disc, it is invalid. CD : C2 uncorrectable error number (x6)

表3 トレースモード詳細

YY	内容	補足説明
71	1層内周のPO誤り検出数とアドレスの表示	CD時は無効。
72	1層内周のPO訂正不可数とアドレスの表示	CD時は無効。
73	1層内周のPI誤り検出数とアドレスの表示	CD時はC1誤り検出数。(x2.5)
74	1層内周のPI訂正不可数とアドレスの表示	CD時はC2訂正不可数。(x2.5)
75	1層中周のPO誤り検出数とアドレスの表示	CD時は無効。
76	1層中周のPO訂正不可数とアドレスの表示	CD時は無効。
77	1層中周のPI誤り検出数とアドレスの表示	CD時はC1誤り検出数。(x2.5)
78	1層中周のPI訂正不可数とアドレスの表示	CD時はC2訂正不可数。(x2.5)
79	1層外周のPO誤り検出数とアドレスの表示	CD時は無効。
80	1層外周のPO訂正不可数とアドレスの表示	CD時は無効。
81	1層外周のPI誤り検出数とアドレスの表示	CD時はC1誤り検出数。(x2.5)
82	1層外周のPI訂正不可数とアドレスの表示	CD時はC2訂正不可数。(x2.5)
83	2層内周のPO誤り検出数とアドレスの表示	DVD1層ディスクの場合、無効。 CD時は無効。
84	2層内周のPO訂正不可数とアドレスの表示	DVD1層ディスクの場合、無効。 CD時は無効。
85	2層内周のPI誤り検出数とアドレスの表示	DVD1層ディスクの場合、無効。 CD時はC1誤り検出数。(x6)
86	2層内周のPI訂正不可数とアドレスの表示	DVD1層ディスクの場合、無効。 CD時はC2訂正不可数。(x6)
87	2層中周のPO誤り検出数とアドレスの表示	DVD1層ディスクの場合、無効。 CD時は無効。
88	2層中周のPO訂正不可数とアドレスの表示	DVD1層ディスクの場合、無効。 CD時は無効。
89	2層中周のPI誤り検出数とアドレスの表示	DVD1層ディスクの場合、無効。 CD時はC1誤り検出数。(x6)
90	2層中周のPI訂正不可数とアドレスの表示	DVD1層ディスクの場合、無効。 CD時はC2訂正不可数。(x6)
91	2層外周のPO誤り検出数とアドレスの表示	DVD1層ディスクの場合、無効。 CD時は無効。
92	2層外周のPO訂正不可数とアドレスの表示	DVD1層ディスクの場合、無効。 CD時は無効。
93	2層外周のPI誤り検出数とアドレスの表示	DVD1層ディスクの場合、無効。 CD時はC1誤り検出数。(x6)
94	2層外周のPI訂正不可数とアドレスの表示	DVD1層ディスクの場合、無効。 CD時はC2訂正不可数。(x6)

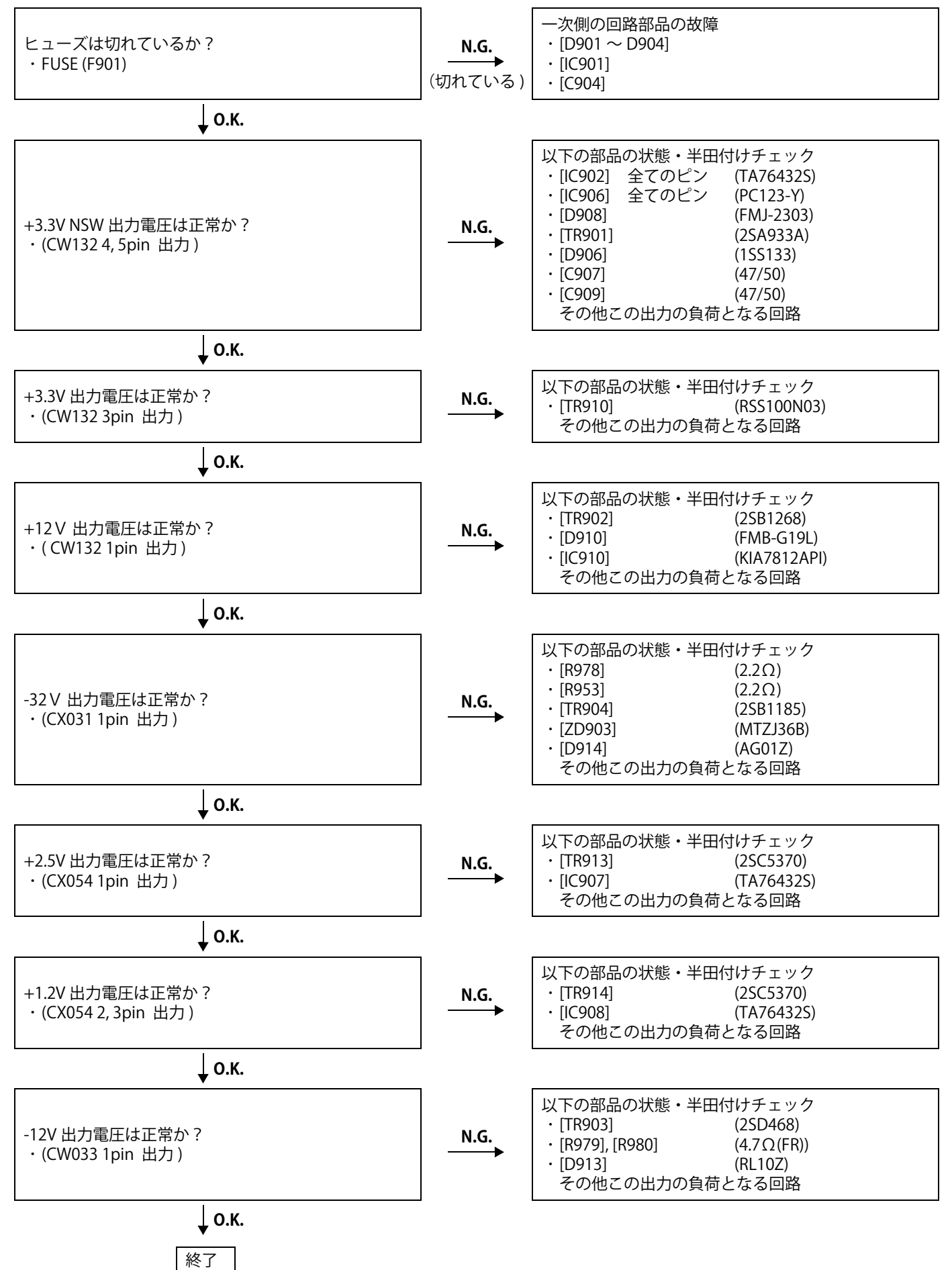
TROUBLE SHOOTING

1. GU-3730-2 (DIGITAL POWER UNIT)



トラブルシューティング

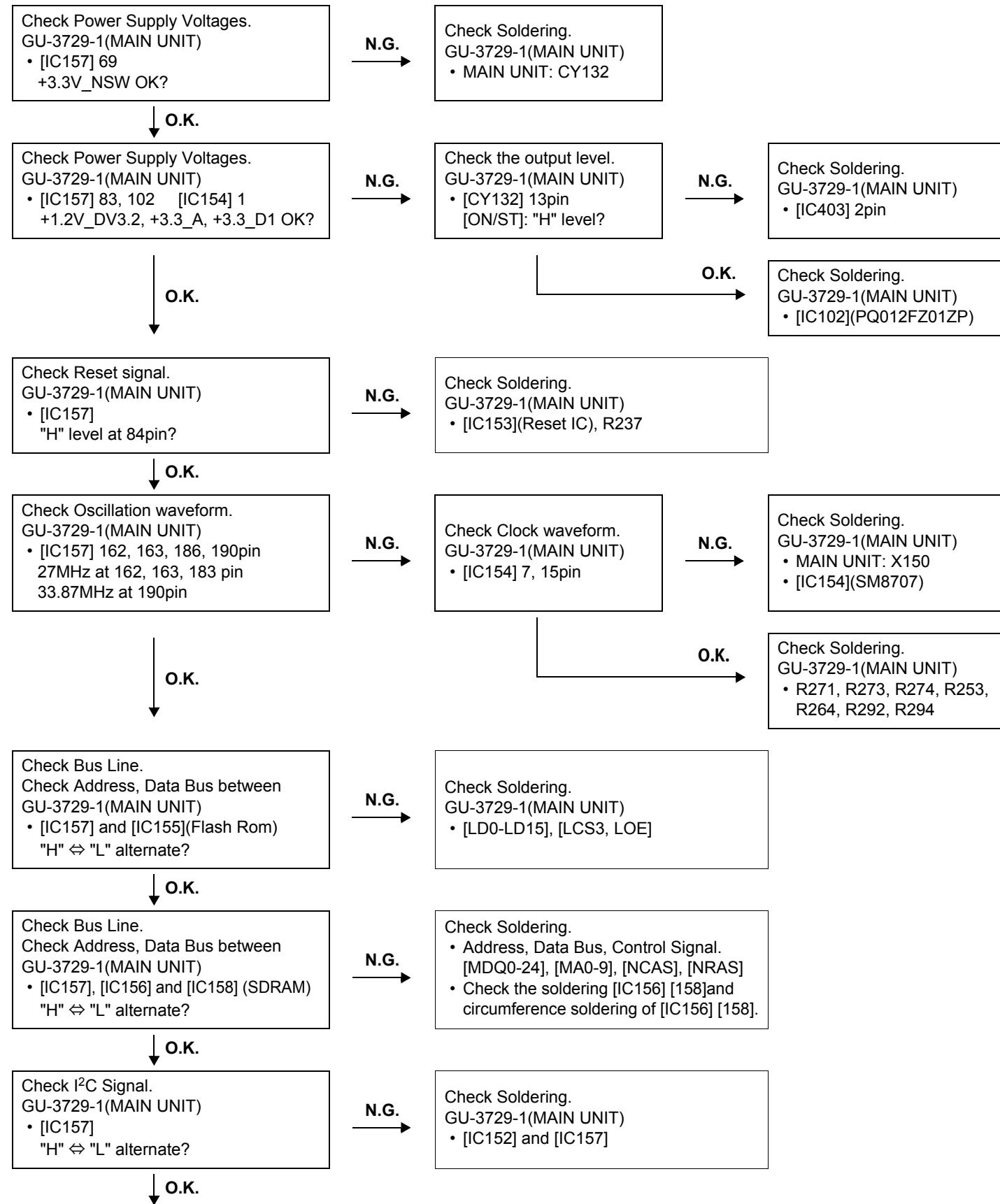
1. GU-3730-2 (DIGITAL POWER UNIT)



2. GU-3729-1 (MAIN UNIT)

2.1. FL TUBE dosen't light

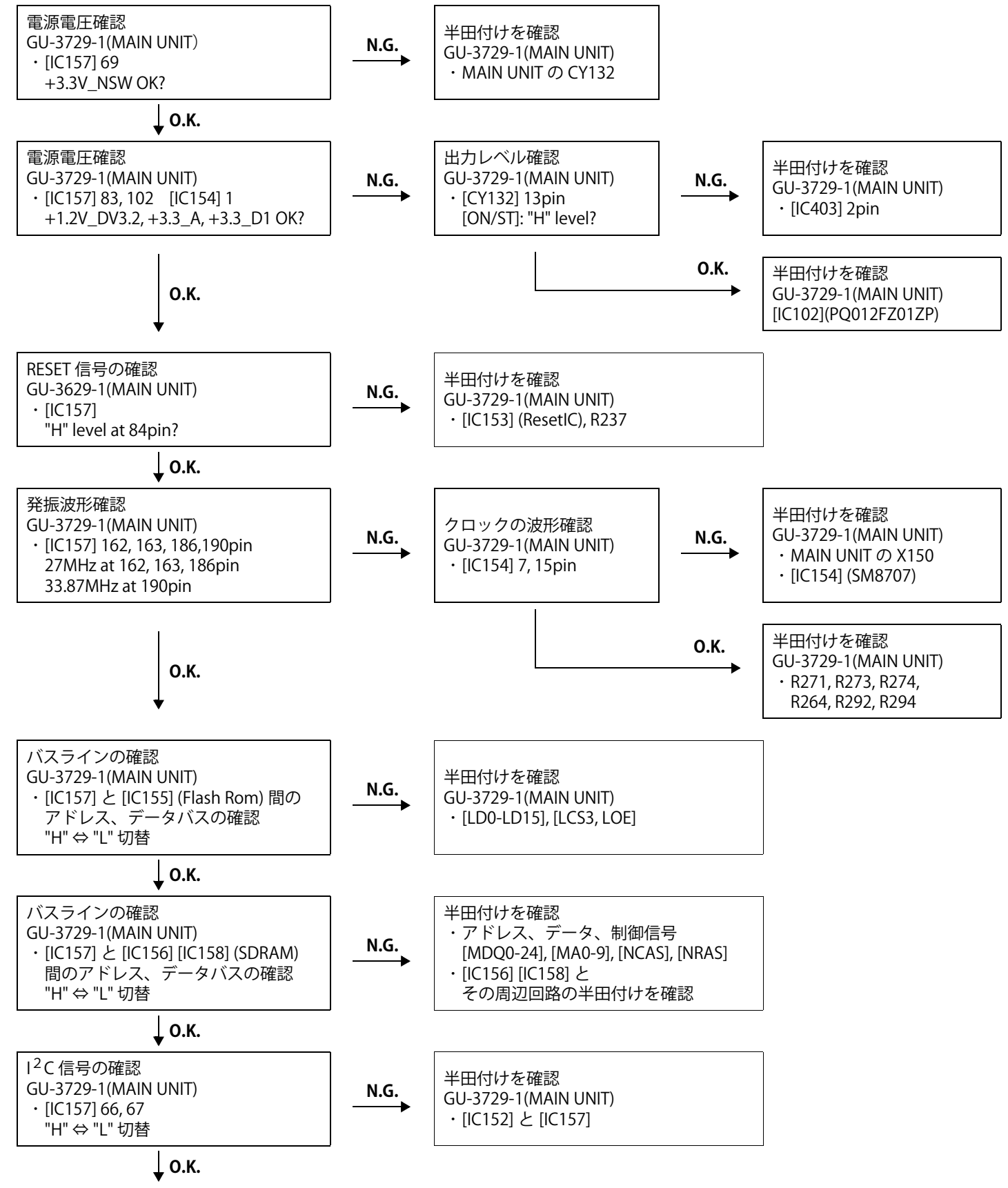
(1) Check the Set-up process of System

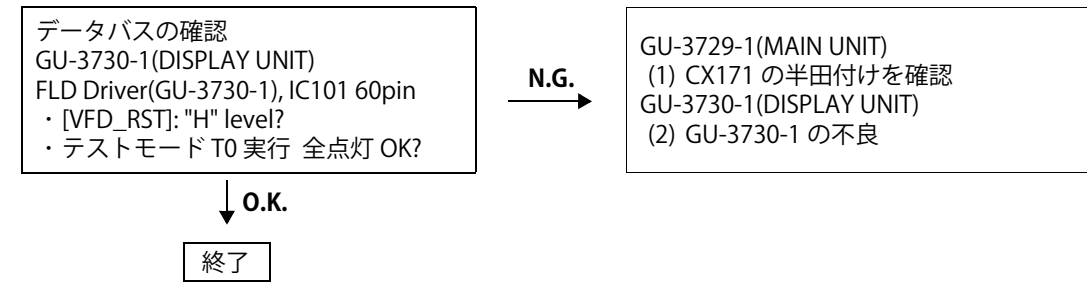
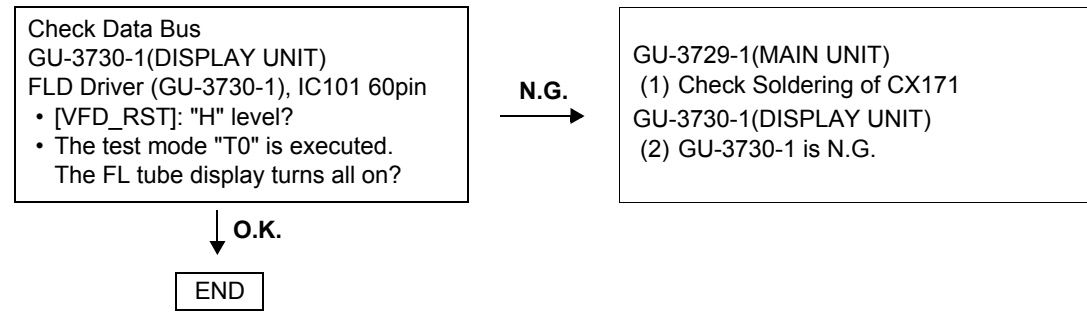


2. GU-3729-1 (MAIN UNIT)

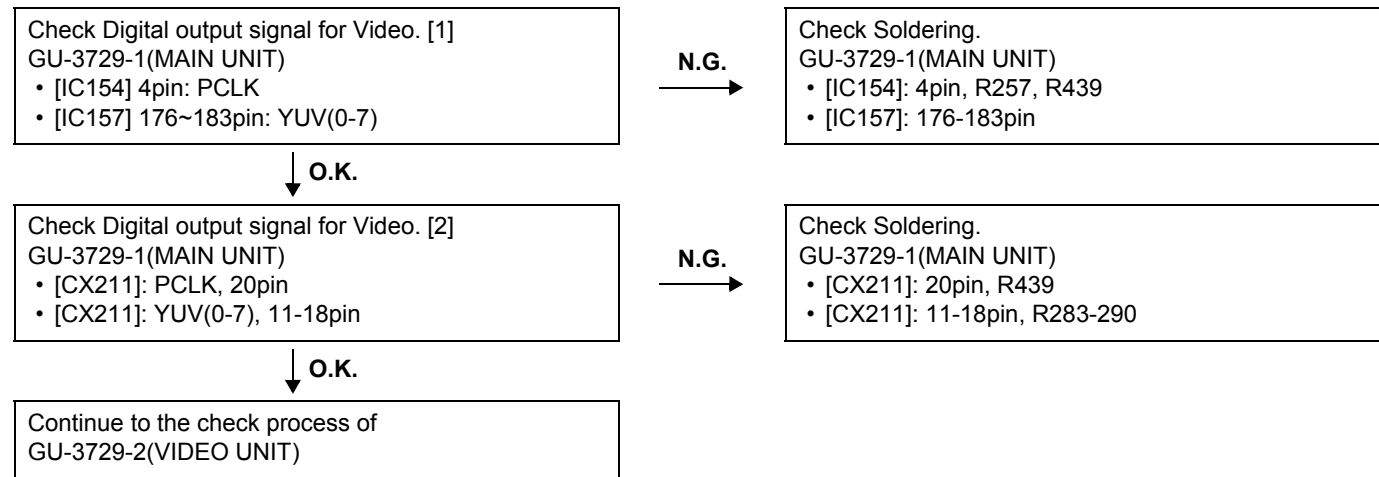
2.1. FL 管点灯せず

(1) システム立ち上がりチェック工程

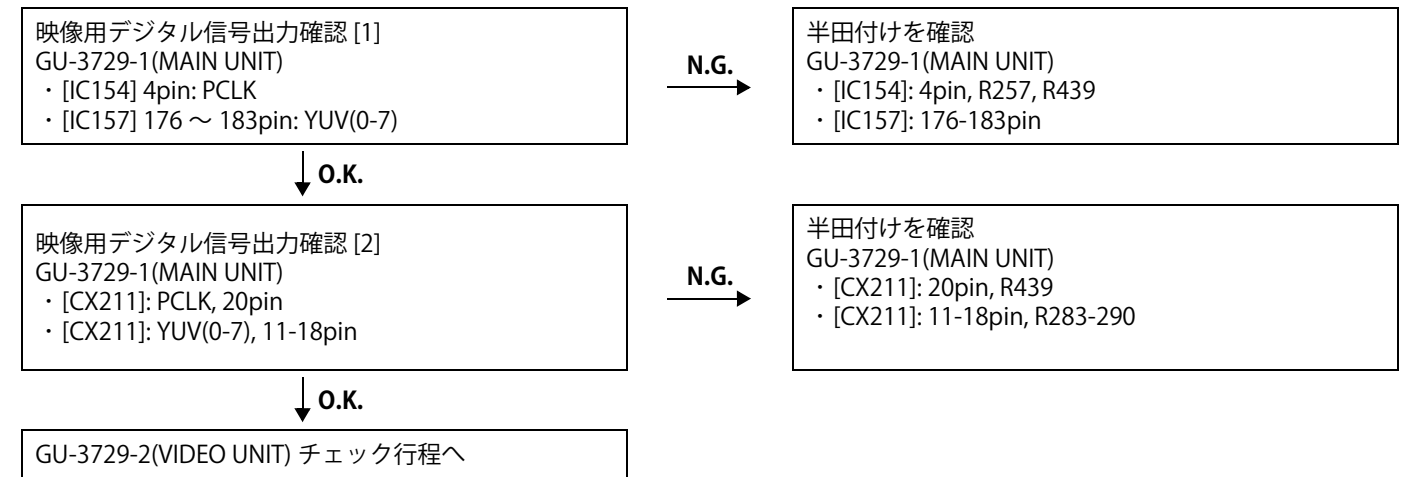




2.2. Image is not displayed. (Blue-back, DENON wallpaper)

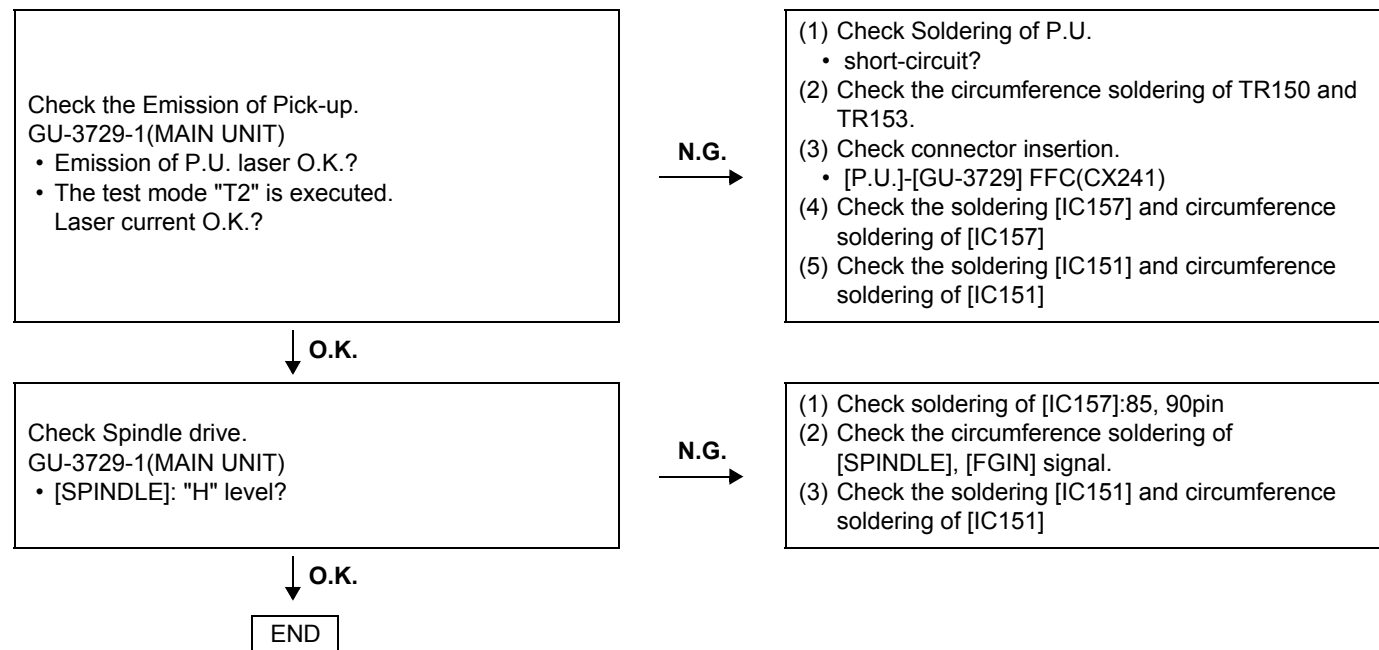


2.2. 映像出力せず。(ブルーバック、DENON 壁紙)



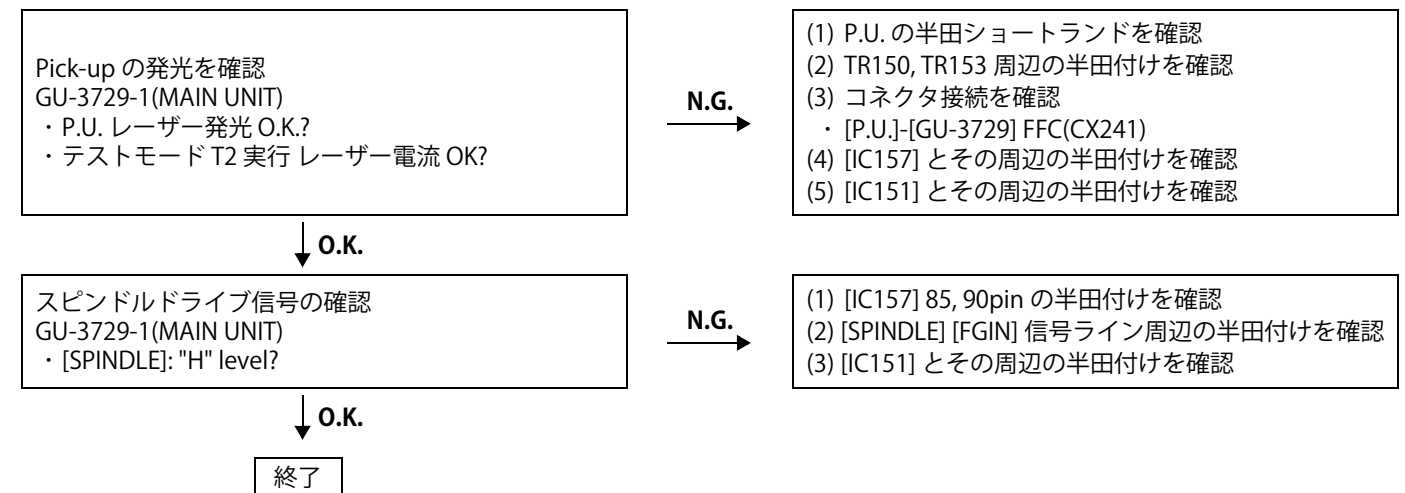
2.3. Does not Read Disc
[No Play], [00 00] displayed etc.

(1) Disc does not Rotate.

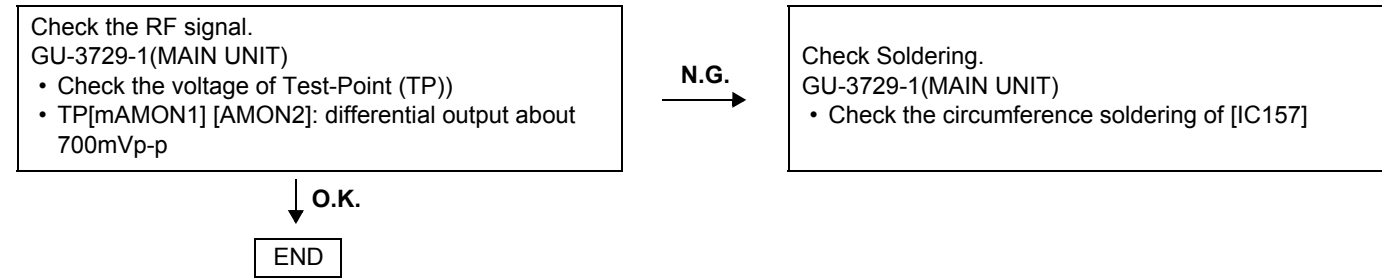


2.3. ディスク読めず
[No Play], [00 00] 等の表示

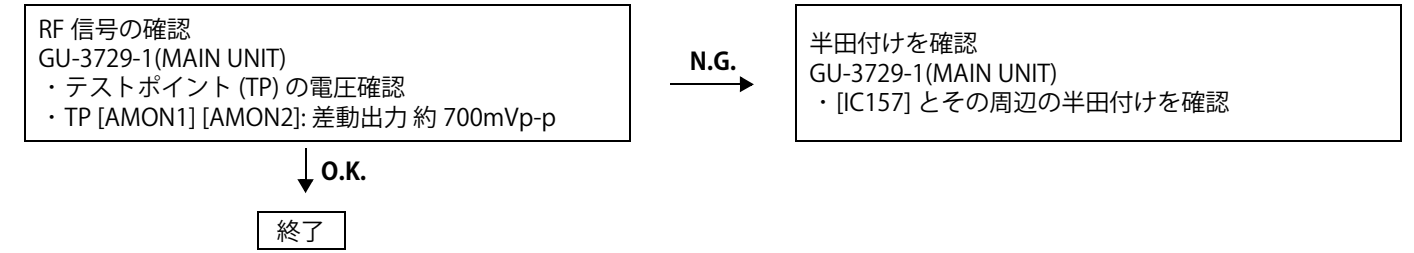
(1) ディスク回転せず



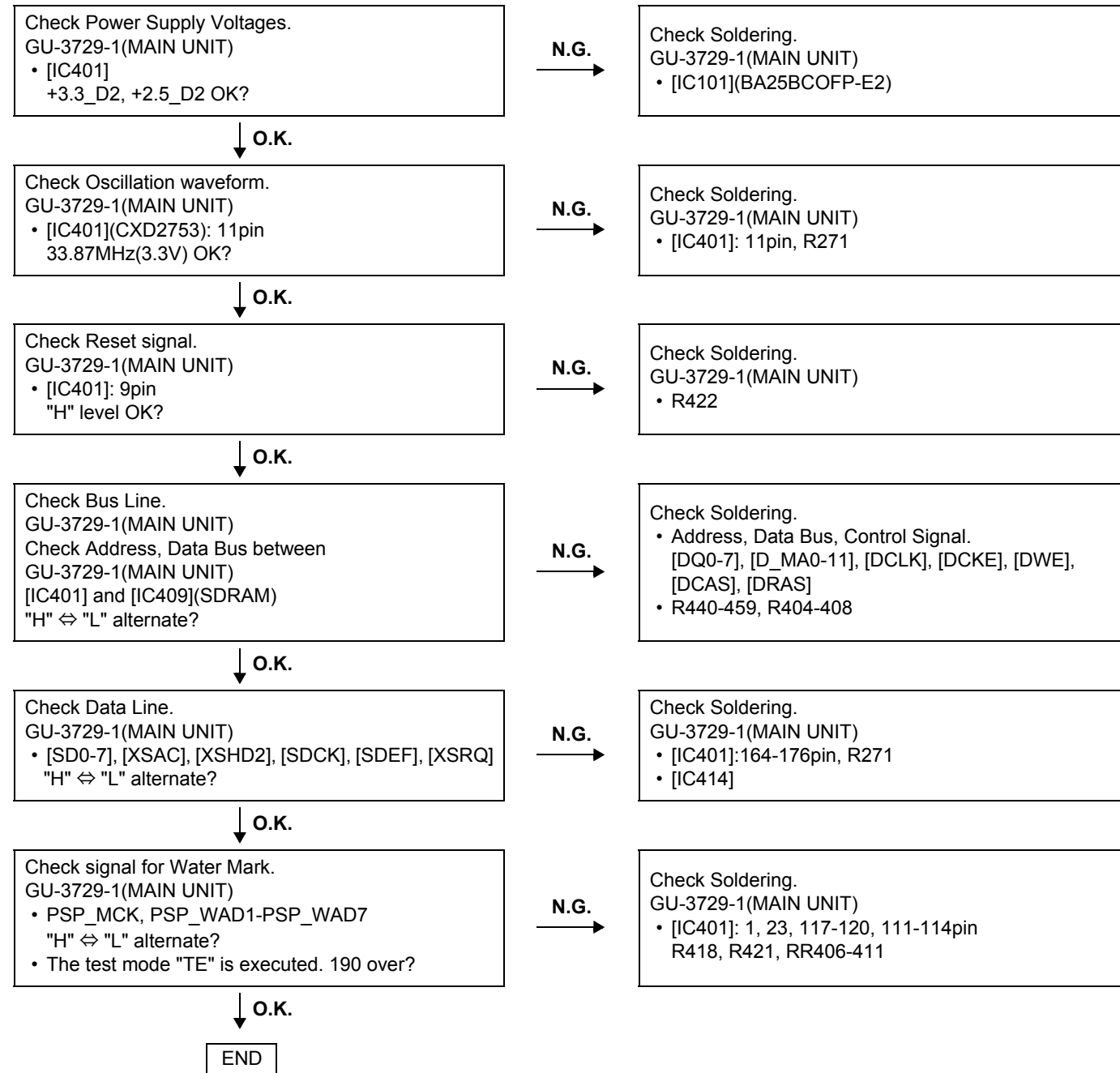
(2) CD or DVD check process



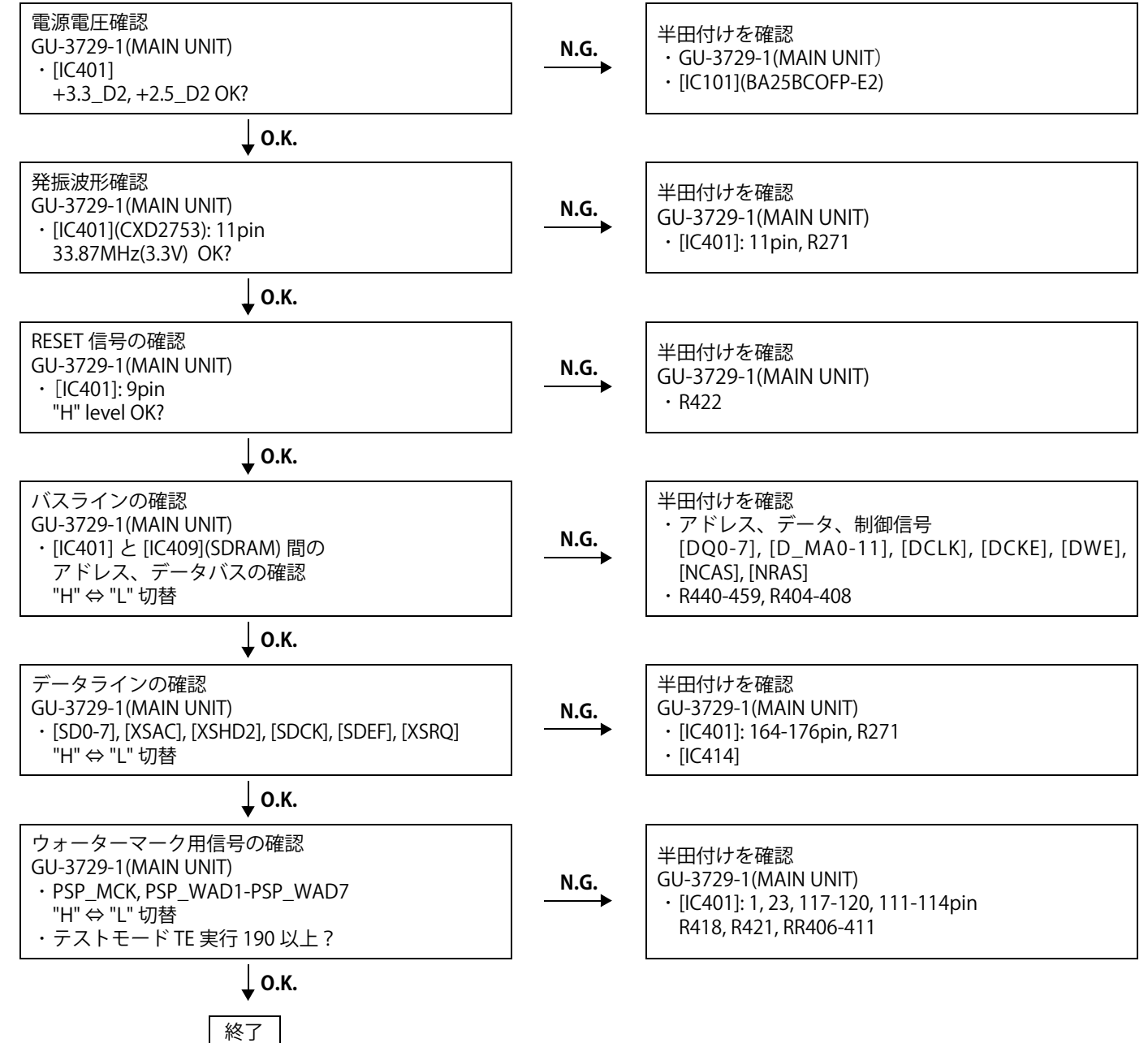
(2) CD or DVD チェック工程



(3) SACD check process

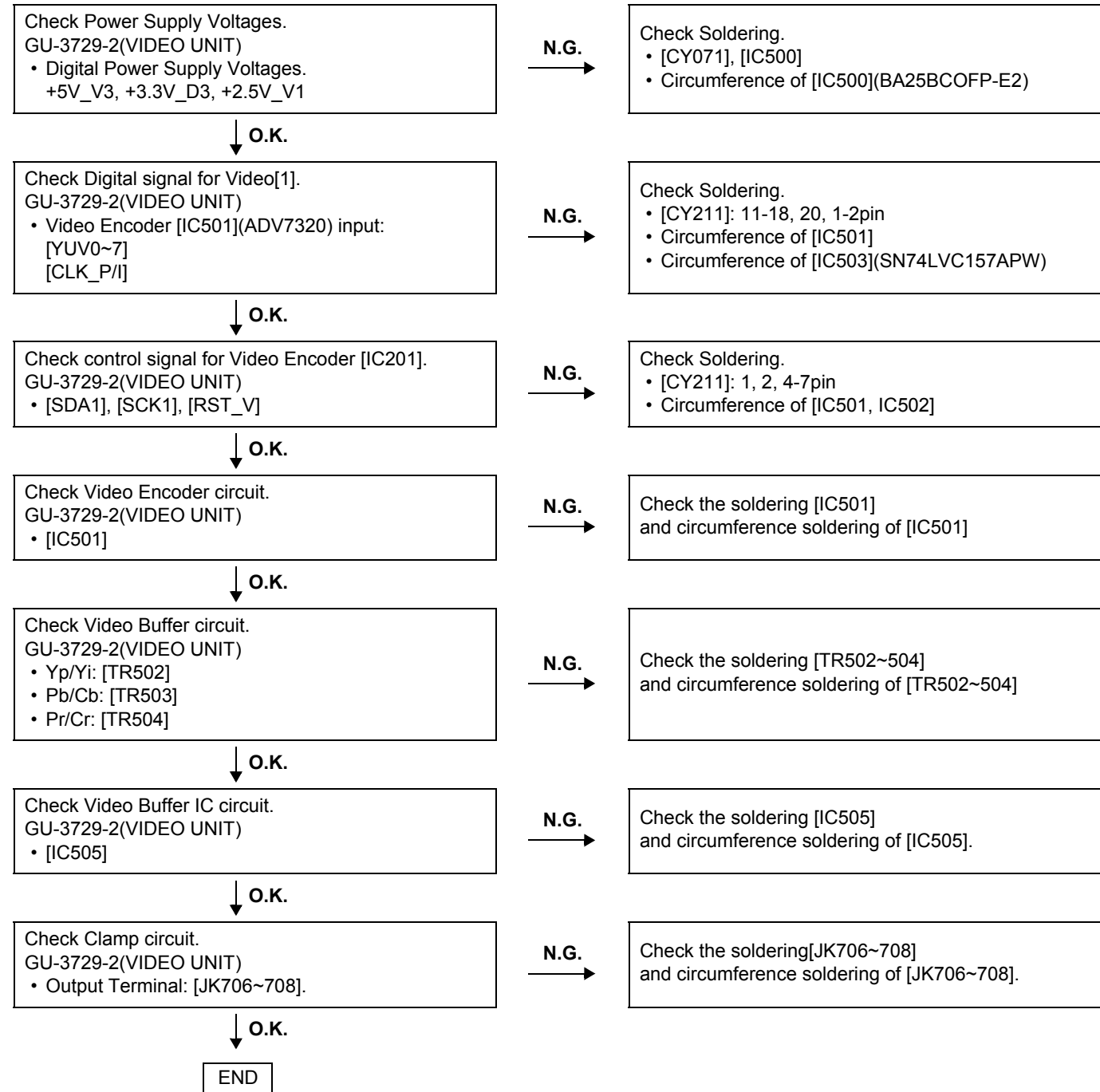


(3) SACD チェック工程



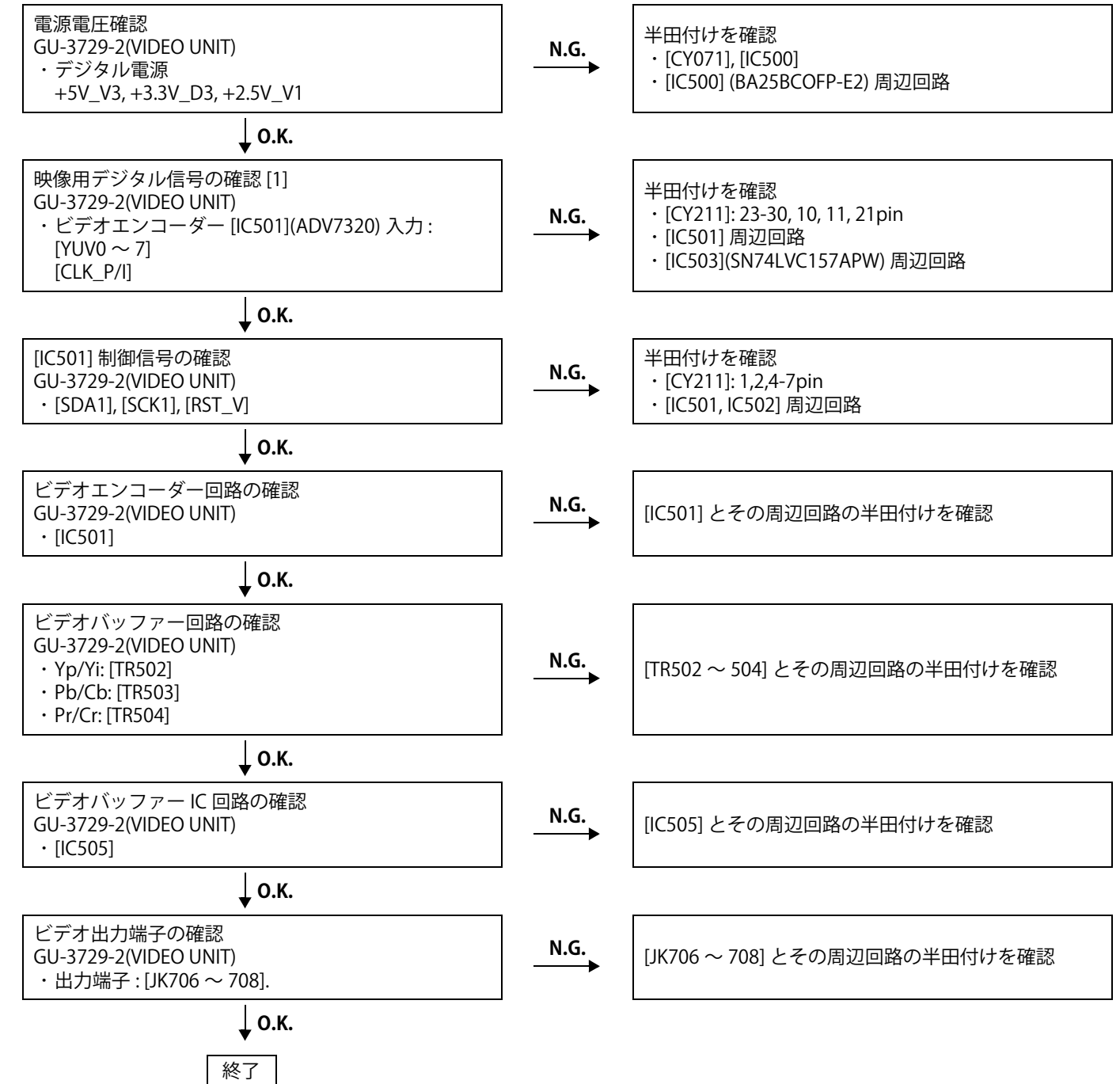
3. GU-3729-2 (VIDEO UNIT)

(1) Interlace output [Y, Cb, Cr] does not outputted.

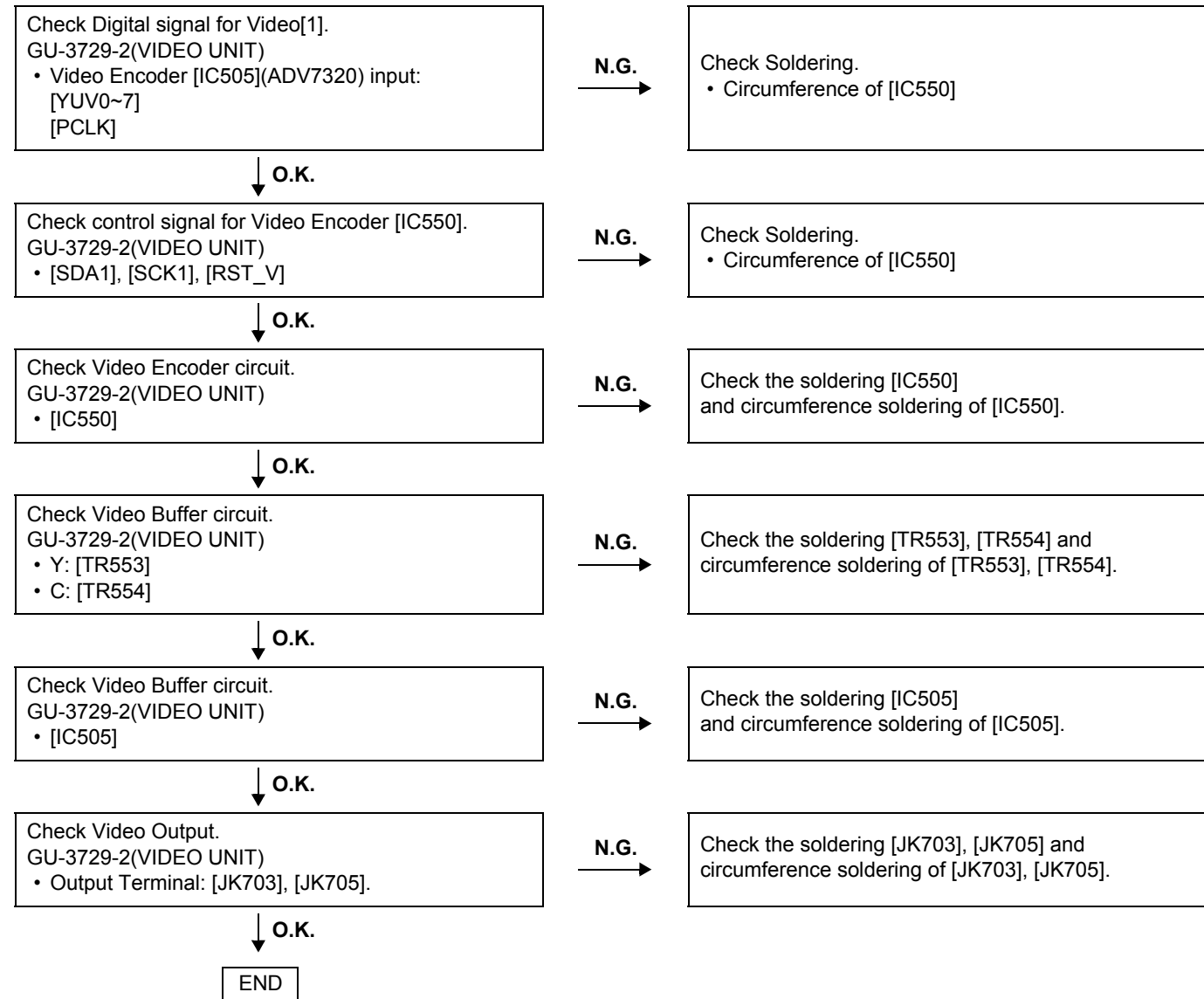


3. GU-3729-2 (VIDEO UNIT)

(1) インターレース映像 [Y, Cb, Cr] 出力せず



(2) Interlace output [V-OUT, S-OUT] does not outputted.

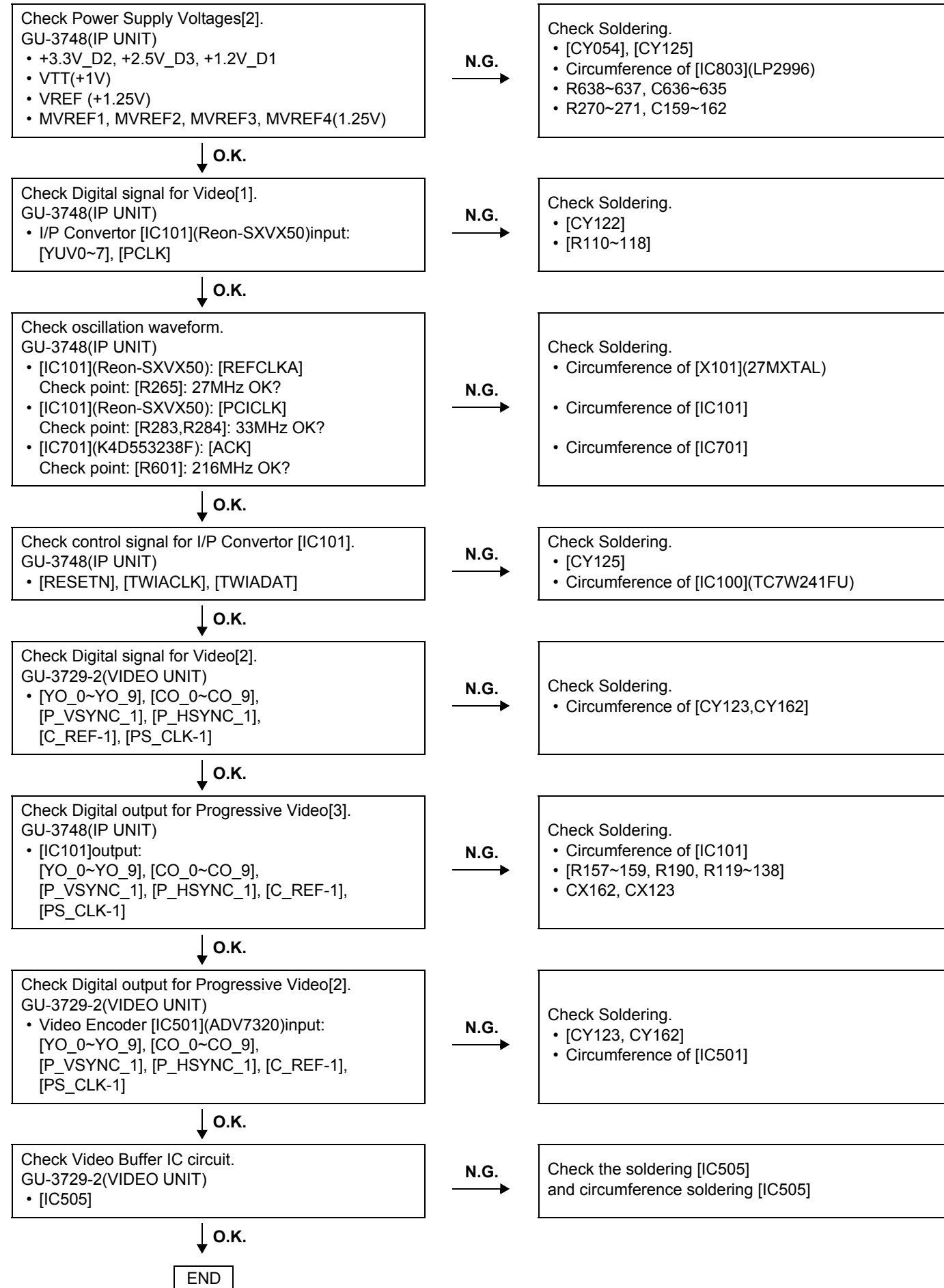


(2) インターレース映像 [V-OUT, S-OUT] 出力せず



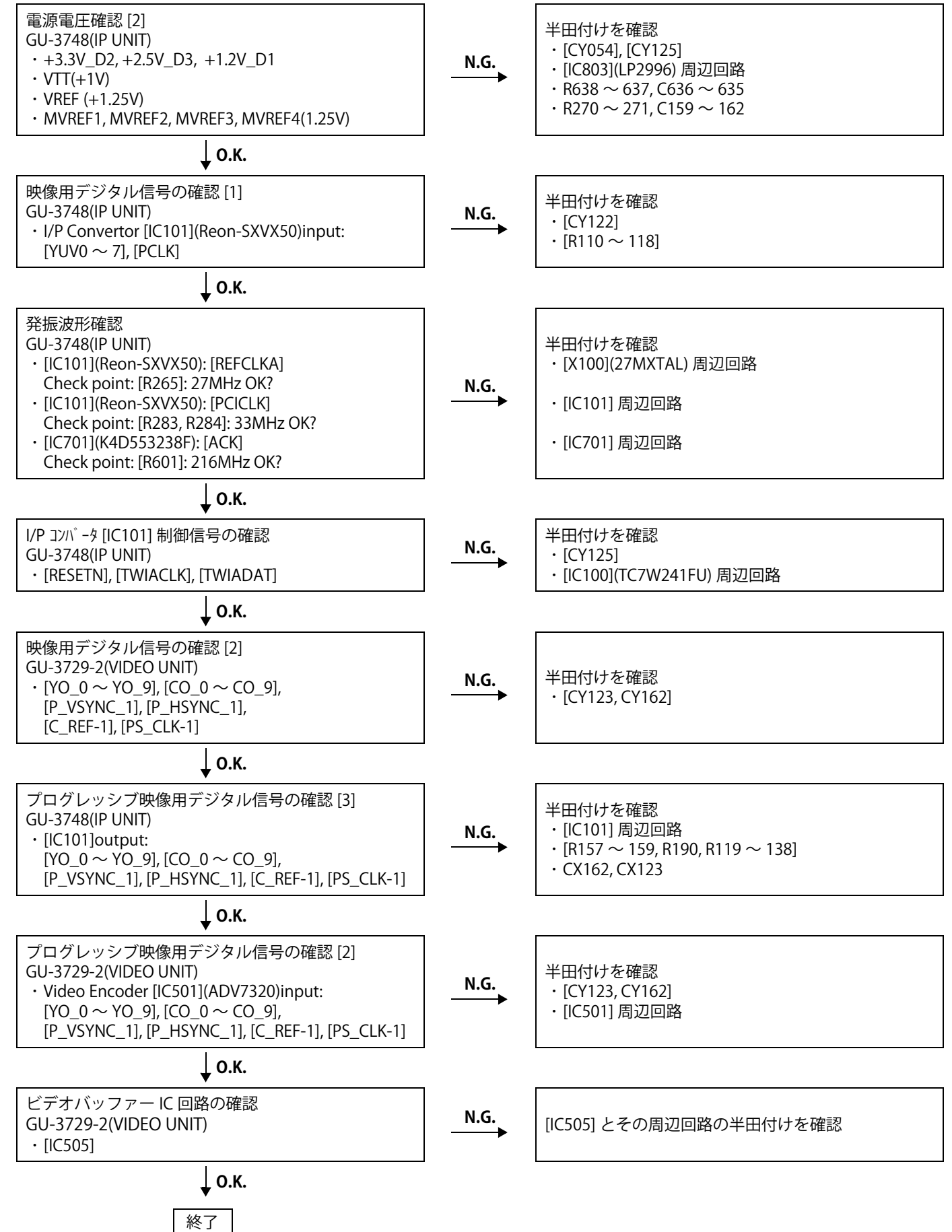
4. GU-3729-2 (VIDEO UNIT)/GU-3748(IP UNIT)

(1) Progressive output [Y, Pb, Pr] does not outputted.



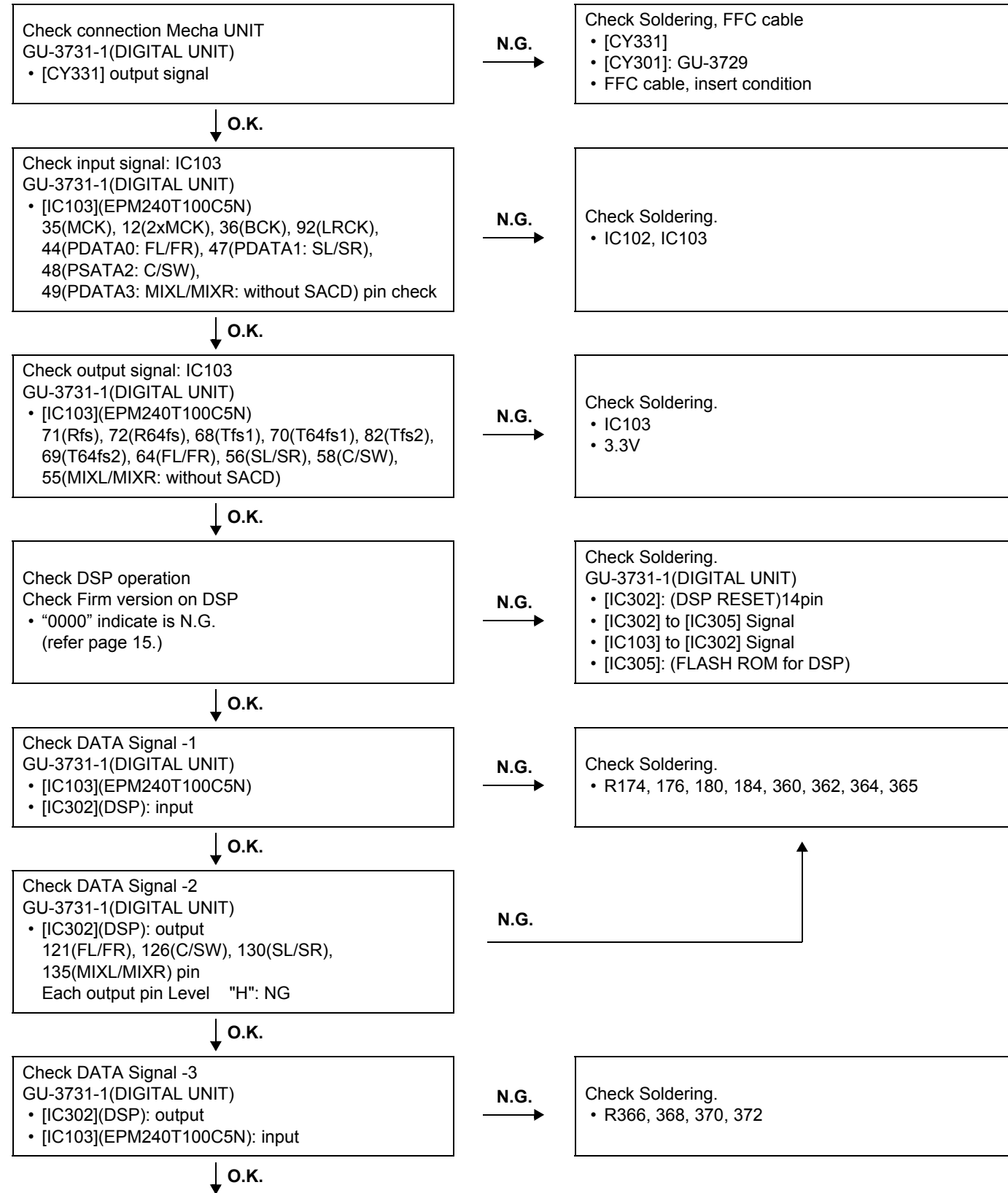
4. GU-3729-2 (VIDEO UNIT)/GU-3748(IP UNIT)

(1) プログレッシブ映像 [Y, Pb, Pr] 出力せず



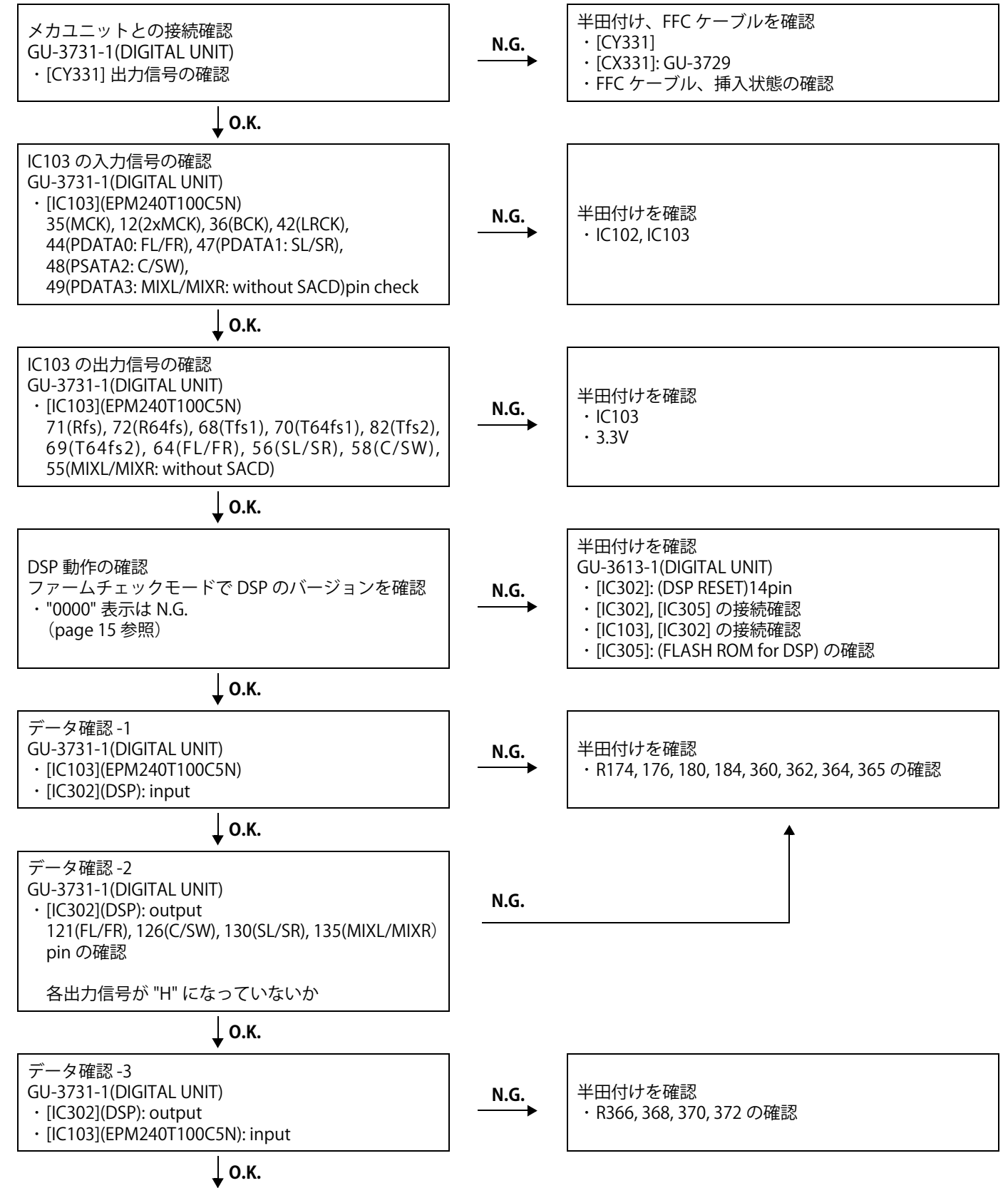
5. GU-3731-1 (DIGITAL UNIT)/GU-3731-2 (AUDIO-ANALOG UNIT)

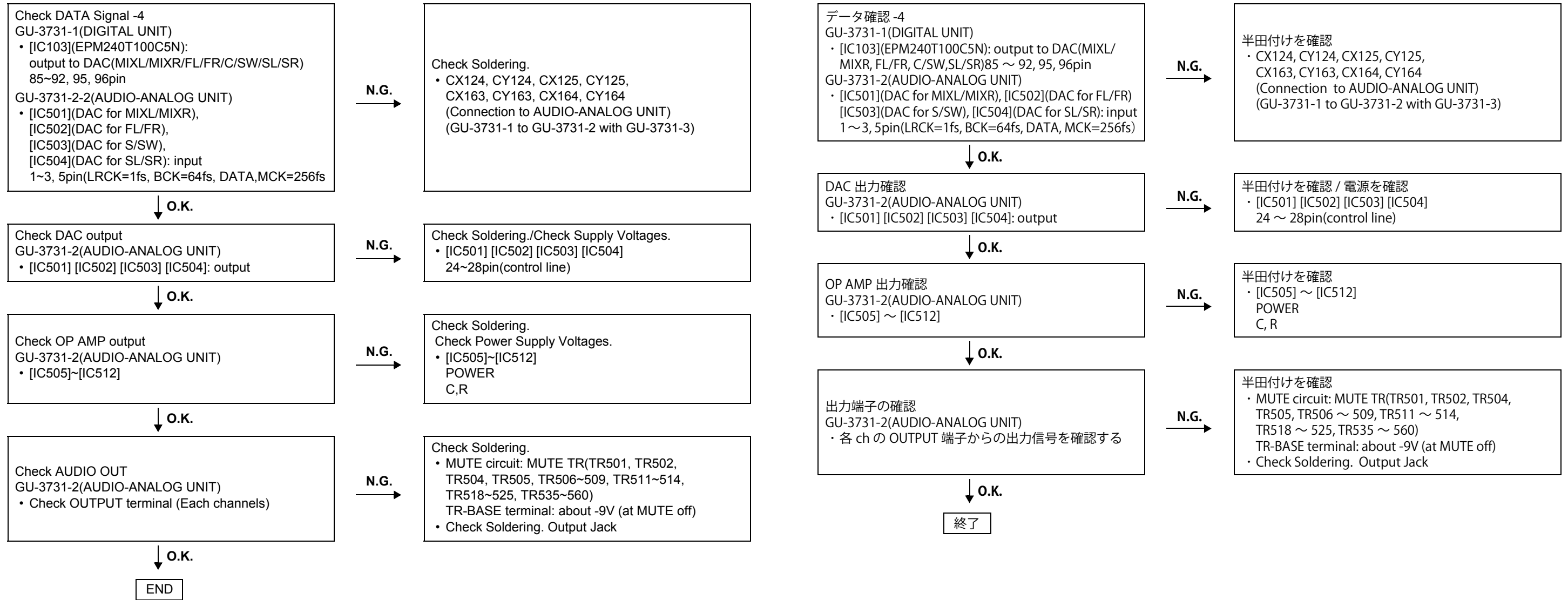
(1) CD, DVD-VIDEO/AUDIO (SACD-SOURCE DIRECT OFF)



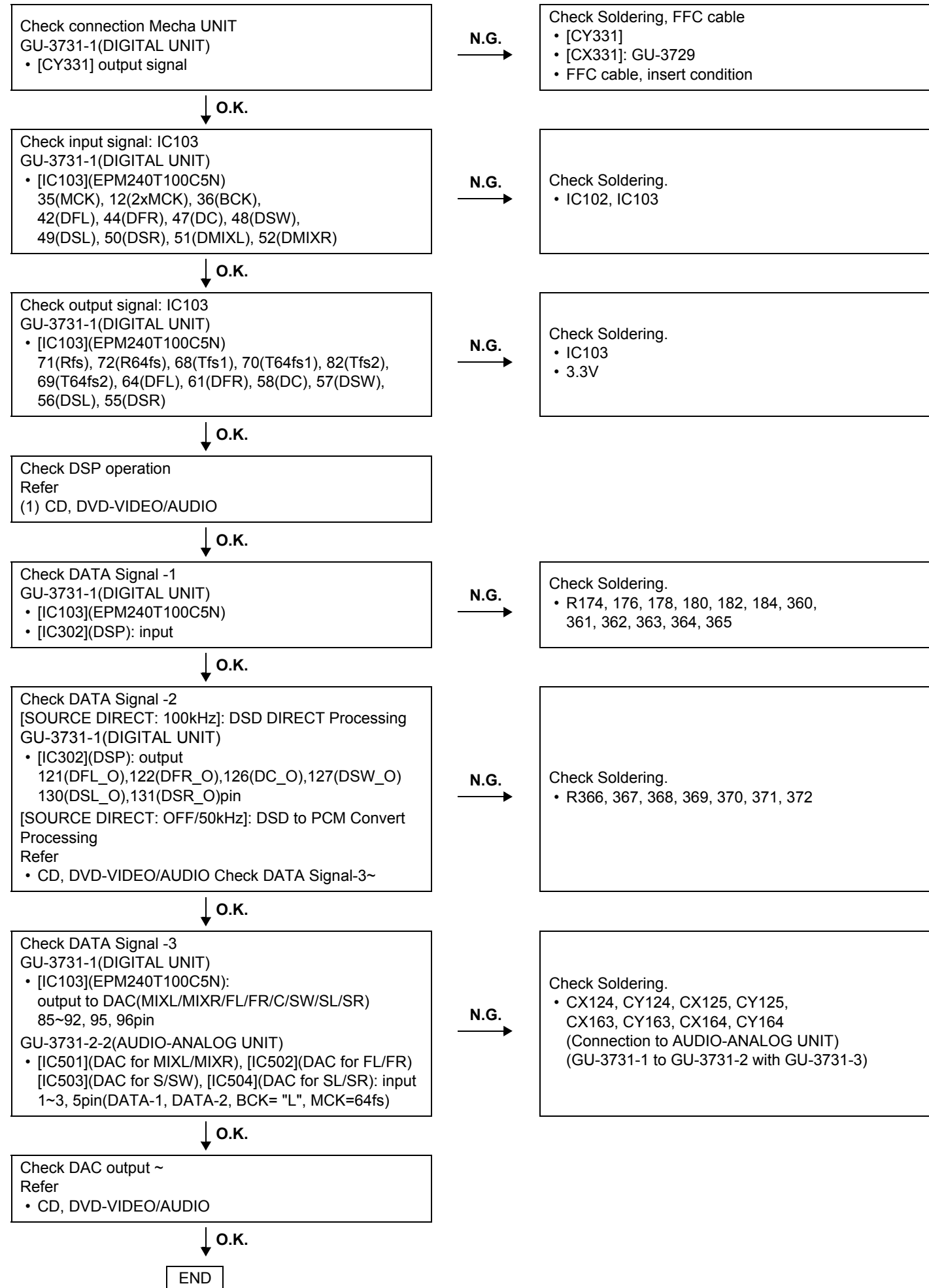
5. GU-3731-1 (DIGITAL UNIT)/GU-3731-2 (AUDIO-ANALOG UNIT)

(1) CD,DVD-VIDEO/AUDIO

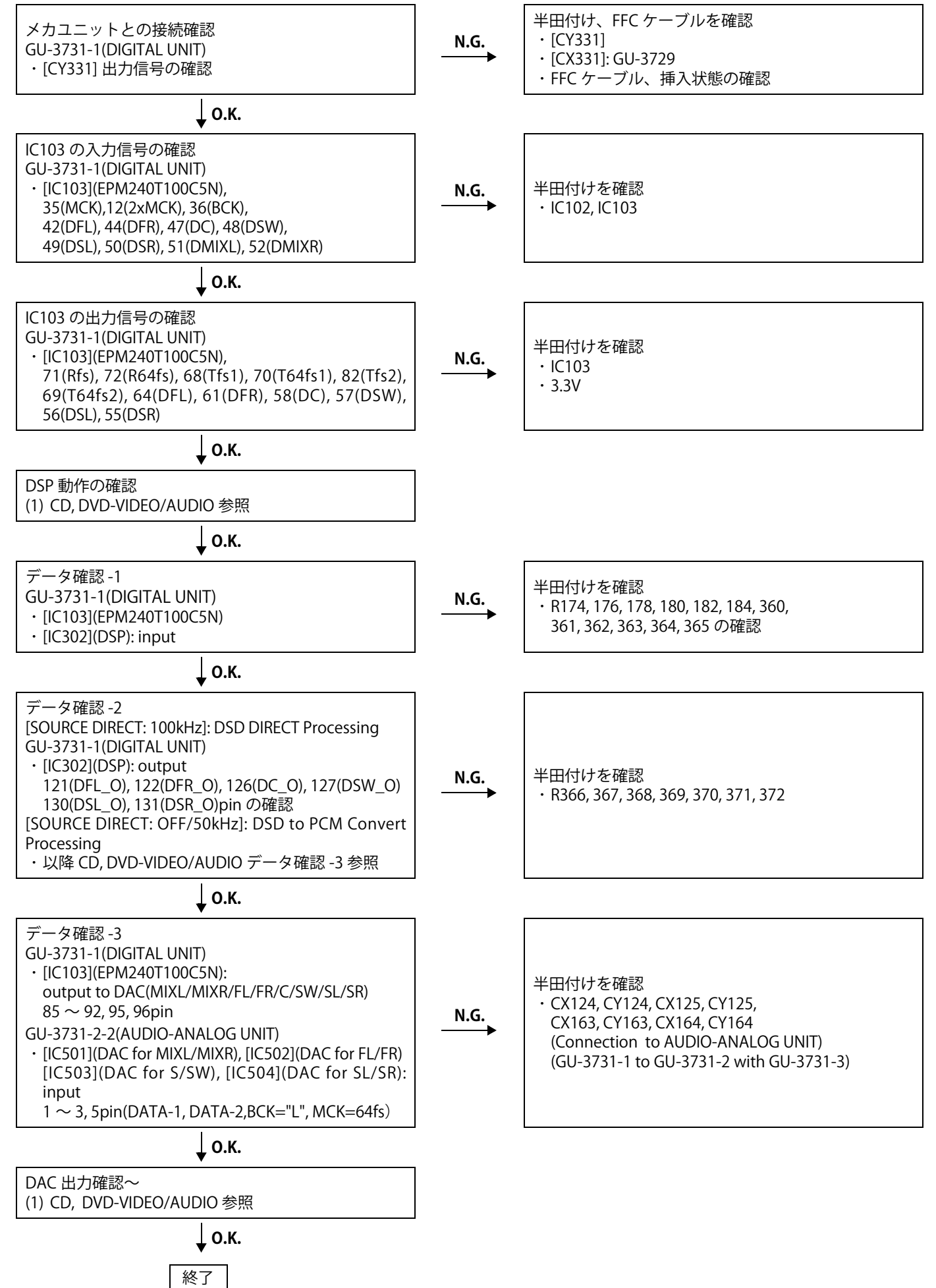




(2) SACD



(2) SACD



ELECTRICAL ADJUSTMENT FOR VIDEO

1. SETTING

- (1) Connect the monitor TV to the video output terminal.
- (2) Connect the oscilloscope to the Y-signal and C-signal of S-VIDEO output terminal and each terminate at 75 Ohms.
- (3) Connect the oscilloscope to the Y-signal, PB-signal and PR-signal of Component video output terminal and each terminate at 75 Ohms.
※ Use the 75 Ohms resistance must be 1%
- (4) DVD test disc : DVDT-S01

2. BEFORE ADJUSTMENT

2.1. Setting the Oscilloscope as below.

- (1) PB/PR
 - (a) TIME/DIV : 20 μ S
 - (b) VOLT/DIV : 100mV
 (Use the probe : x10)

- (2) Y/C
 - (a) TIME/DIV : 20 μ S
 - (b) VOLT/DIV : 50mV
 (Use the probe : x10)

Power on. Power Supply

U.S.A. & Canada	:	120V
Europe & Asia	:	230V
China	:	220V
Japan	:	100V

2.2. Preparation

- (1) Power on.
- (2) Check the Component output signal is progressive. ("PROGRESSIVE" is shown on the FL display)
- (3) Check the HDMI output is off. ("HDMI" is not shown on the FL display)
- (4) Push [OPEN/CLOSE] button, then open the Disc Tray.
- (5) Set DVD test disc (DVDT-S01) on the Disc Tray, and then push [CLOSE] button.
- (6) FL display appear "STOP", push [PLAY] button to playback DVD.
- (7) Push the [DISPLAY] button of remote control unit and then appear the ON-Screen Display (GUI) on the monitor TV.
- (8) Push the [+10] and [2] button, select title 12 of DVD.
- (9) Push the [ENTER] button, playback title 12. (color bar 75%)

ビデオ回路の調整

1. セッティング手順

- (1) セットの VIDEO OUT 端子にテレビモニターを接続する。
- (2) セットの S2 VIDEO OUT 端子から Y 信号と C 信号をそれぞれオシロスコープ (終端抵抗 : 75 Ω) に接続する。
- (3) セットの COMPONENT VIDEO OUT の端子 (Y/PB/PR) をそれぞれオシロスコープ (終端抵抗 : 75 Ω) に接続する。
※ 75 Ω 抵抗は 1%品を使用する事。
- (4) DVD テストディスク : DVDT-S01 を用意する。

2. 調整のまえに

2.1. オシロスコープを下記に設定する。

- (1) PB/PR
 - (a) TIME/DIV : 20 μ S
 - (b) VOLT/DIV : 100mV
(プローブ x10 使用)
- (2) Y/C
 - (a) TIME/DIV : 20 μ S
 - (b) VOLT/DIV : 50mV
(プローブ x10 使用)
 電源電圧 : 100V (Japan)
: 120V (U.S.A. & Canada)
: 230V (Europe & Asia)
: 220V (China)

2.2. 準備手順

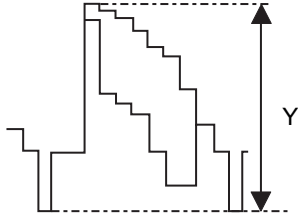
- (1) セットの AC コードをコンセントへ挿入し、セットの電源を ON する。
- (2) セットの COMPONENT VIDEO OUT 端子の出力が PROGRESSIVE になっていることを確認する。(FL 管の "PROGRESSIVE" が点灯していること)
- (3) HDMI 出力が OFF になっていることを確認する。(FL 管の "HDMI" が消灯していること)
- (4) セットの「OPEN/CLOSE」ボタンを押しトレイを開き、トレイ上に DVD テストディスク (DVDT-S01) をセット後、「CLOSE」ボタンを押す。
- (5) セット表示管上に "STOP" が表示されてから、PLAY ボタンを押し、ディスクを再生する。
- (6) リモコンの DISPLAY ボタンを押しグラフィカル・ユーザー・インターフェイス (GUI) 画面を出す。
- (7) 番号ボタンの [+10][2] ボタンを押し、Title 12 を選択する。
- (8) 「ENTER」ボタンを押し、Title 12 を再生する (75% カラーバー信号)。

3. PROCEDURE

- (1) Adjust the signal of S-VIDEO out by the wave of oscilloscope.

(a) Target, Y-signal

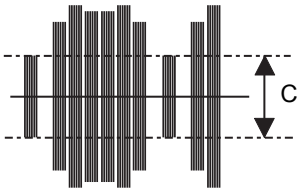
Point : VR551
Adjustment Value : $1000 \pm 20\text{mV}$
Waveform



Y-signal of S-VIDEO out

(b) Target, C-signal

Check Value : $286 \pm 10\text{mV}$
Waveform

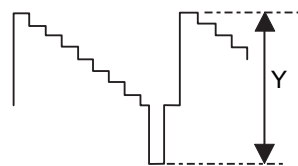


C-signal of S-VIDEO out

- (2) Adjust the signal of COMPONENT OUT (PROGRESSIVE) by the wave of oscilloscope.

(a) Target, Y-signal

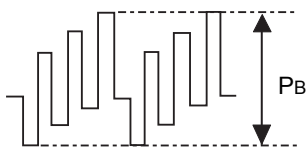
Point : VR501
Adjustment Value : $1000 \pm 20\text{mV}$
Waveform



Y-signal

(b) Target, Pb-signal

Check Value : $*525 \pm 10\text{mV}$
Waveform



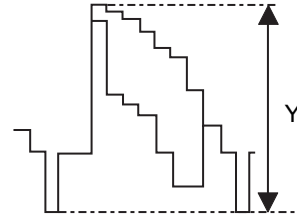
Pb-signal

3. 手順

- (1) セットの S2 VIDEO OUT の信号レベルをオシロスコープ上の波高値で調整する。

(a) Y 信号レベル

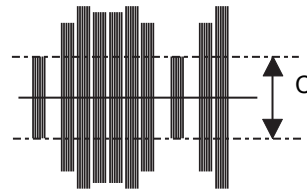
調整箇所 : VR551
調整値 : $1000 \pm 20\text{mV}$
波形



S2 VIDEO OUT の Y 信号レベル

(b) C 信号レベル

確認 : $286 \pm 10\text{mV}$
波形

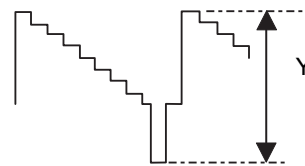


S2 VIDEO OUT の C 信号レベル

- (2) COMPONENT OUT (PROGRESSIVE) の信号レベルをオシロスコープ上の波高値で調整する。

(a) Y 信号レベル

調整箇所 : VR501
調整値 : $1000 \pm 20\text{mV}$
波形



プログレッシブの Y 信号レベル

(b) Pb 信号レベル

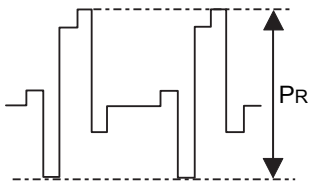
確認 : $525 \pm 10\text{mV}$
波形



Pb 信号レベル

(c) Target, PR-signal

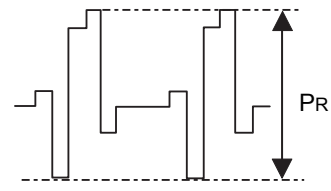
Check Value : *525 ± 10mV
Waveform



PR-signal

(c) PR 信号レベル

調整値 : 525 ± 10mV
波形

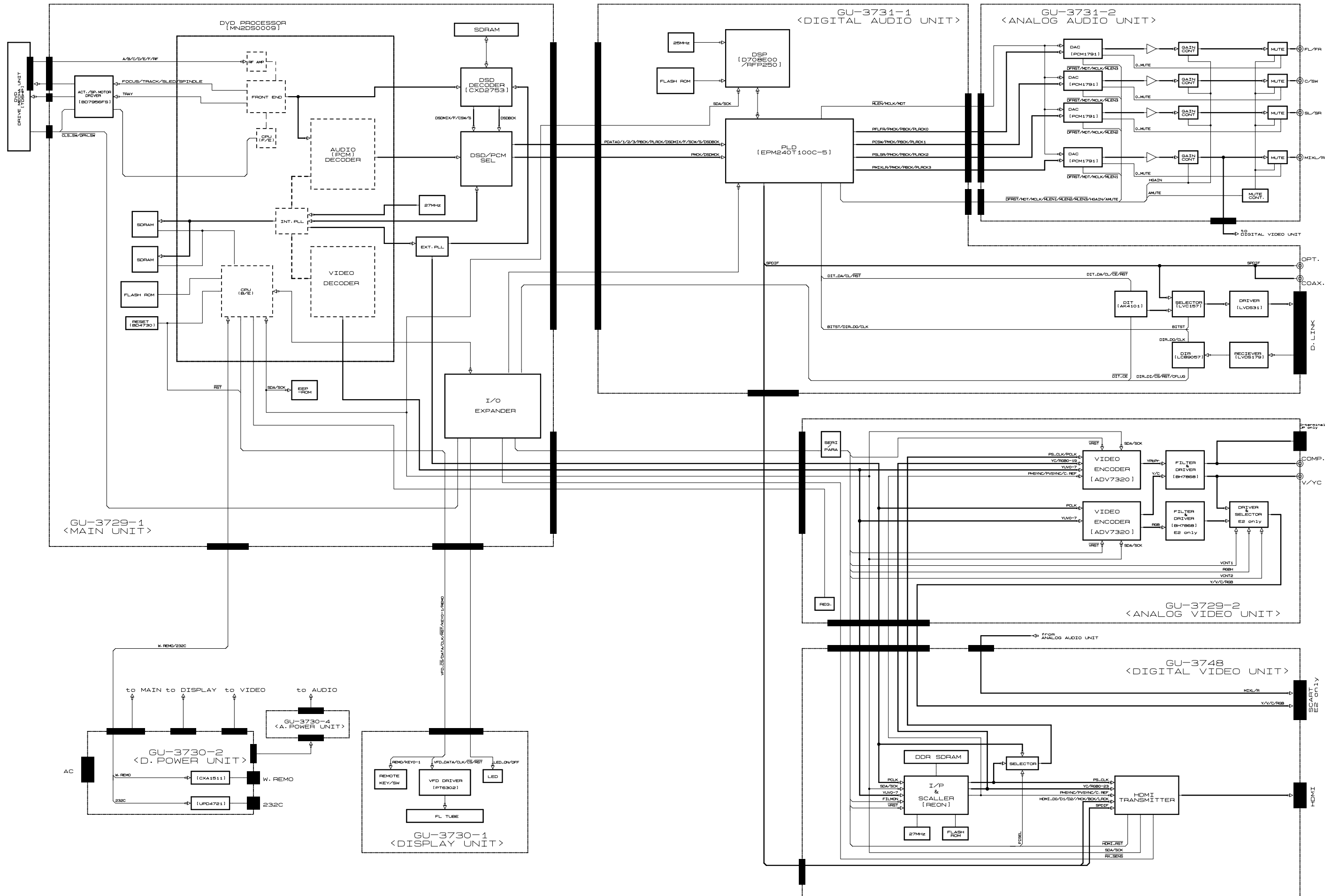


PR 信号レベル

* : 486 ± 10mV for U.S.A. & Canada model

BLOCK DIAGRAM

DVD-2930 Block Diagram



SEMICONDUCTORS

Only major semiconductors are shown, general semiconductors etc. are omitted to list.
 主な半導体を記載しています。汎用の半導体は記載を省略しています。

1. IC's

Note : Abbreviation ahead of IC No. indicates the name of P.W.B., etc.

注) : IC No. の前の記号は、基板の名称を表します。


MA : MAIN/A. VIDEO P.W.B.

PD : POWER/DISPLAY P.W.B.

AU : AUDIO P.W.B.

DI : DIGITAL VIDEO P.W.B.

D708E001RFP250 (AU: IC302)



D708E001RFP250 Terminal Function

Pin No.	Signal Name	Type	Description
1	Vss	-	Ground
2	AHCLKX0/AHCLKX2	I/O	McASP0 and McASP2 Transmit Master Clock
3	AMUTE0	O	McASP0 MUTE Output
4	AMUTE1	O	McASP1 MUTE Output
5	AHCLKX1	I/O	McASP1 Transmit Master Clock
6	Vss	-	Ground
7	ACLKX1	I/O	McASP1 Transmit Bit Clock
8	CVDD	-	Core Supply
9	ACLKR1	I/O	McASP1 Receive Bit Clock
10	DVDD	-	I/O Supply
11	AFSX1	I/O	McASP1 Transmit Frame Sync (L/R Clock)
12	AFSR1	I/O	McASP1 Receive Frame Sync (L/R Clock)

Pin No.	Signal Name	Type	Description
13	Vss	-	Ground
14	RESET	I	Device reset pin
15	Vss	-	Ground
16	CVDD	-	Core Supply
17	CLKIN	I	Alternate clock input (3.3-V LVCMOS Input)
18	Vss	-	Ground
19	TMS	I	Test Mode Select
20	CVDD	-	Core Supply
21	TRST	I	Test Reset
22	OSCVss	PWR	Oscillator VSS tap point (for filter only)
23	OSCIN	I	1.2-V Oscillator Input
24	OSCOUT	O	1.2-V Oscillator Output
25	OSCVDD	PWR	Oscillator 1.2-V VDD tap point (for filter only)
26	Vss	-	Ground
27	PLLHV	PWR	PLL 3.3-V Supply Input (requires external filter)
28	TDI	I	Test Data In
29	TDO	OZ	Test Data Out
30	Vss	-	Ground
31	DVDD	-	I/O Supply
32	EMU[0]	I/O	Emulation Pin 0
33	CVDD	-	Core Supply
34	EMU[1]	I/O	Emulation Pin 1
35	TCK	I	Test Clock
36	Vss	-	Ground
37	EM_CAS	O	SDRAM Column Address Strobe
38	EM_WE	O	SDRAM Write Enable
39	EM_WE_DQM[0]	O	Write Enable or Byte Enable for EM_D[7:0]
40	Vss	-	Ground
41	EM_D[7]	I/O	EMIF Data Bus [Lower 16 Bits]
42	DVDD	-	I/O Supply
43	EM_D[6]	I/O	EMIF Data Bus [Lower 16 Bits]
44	CVDD	-	Core Supply
45	EM_D[5]	I/O	EMIF Data Bus [Lower 16 Bits]
46	EM_D[4]	I/O	EMIF Data Bus [Lower 16 Bits]
47	Vss	-	Ground
48	EM_D[3]	I/O	EMIF Data Bus [Lower 16 Bits]
49	EM_D[2]	I/O	EMIF Data Bus [Lower 16 Bits]
50	DVDD	-	I/O Supply
51	EM_D[1]	I/O	EMIF Data Bus [Lower 16 Bits]
52	EM_D[0]	I/O	EMIF Data Bus [Lower 16 Bits]
53	CVDD	-	Core Supply
54	Vss	-	Ground
55	EM_D[15]	I/O	EMIF Data Bus [Lower 16 Bits]
56	EM_D[14]	I/O	EMIF Data Bus [Lower 16 Bits]
57	CVDD	-	Core Supply
58	EM_D[13]	I/O	EMIF Data Bus [Lower 16 Bits]
59	EM_D[12]	I/O	EMIF Data Bus [Lower 16 Bits]
60	DVDD	-	I/O Supply
61	EM_D[11]	I/O	EMIF Data Bus [Lower 16 Bits]
62	Vss	-	Ground
63	EM_D[10]	I/O	EMIF Data Bus [Lower 16 Bits]
64	EM_D[9]	I/O	EMIF Data Bus [Lower 16 Bits]
65	CVDD	-	Core Supply
66	EM_D[8]	I/O	EMIF Data Bus [Lower 16 Bits]
67	EM_WE_DQM[1]	O	Write Enable or Byte Enable for EM_D[15:8]
68	DVDD	-	I/O Supply
69	Vss	-	Ground
70	EM_CLK	O	SDRAM Clock
71	EM_CKE	O	SDRAM Clock Enable
72	Vss	-	Ground
73	DVDD	-	I/O Supply
74	EM_A[11]	O	EMIF Address Bus
75	EM_A[9]	O	EMIF Address Bus
76	EM_A[8]	O	EMIF Address Bus
77	CVDD	-	Core Supply
78	Vss	-	Ground
79	EM_A[7]	O	EMIF Address Bus

Pin No.	Signal Name	Type	Description
80	EM_A[6]	O	EMIF Address Bus
81	DV _{DD}	-	I/O Supply
82	V _{SS}	-	Ground
83	EM_A[5]	O	EMIF Address Bus
84	EM_A[4]	O	EMIF Address Bus
85	CV _{DD}	-	Core Supply
86	EM_A[3]	O	EMIF Address Bus
87	V _{SS}	-	Ground
88	EM_A[2]	O	EMIF Address Bus
89	EM_A[1]	O	EMIF Address Bus
90	CV _{DD}	-	Core Supply
91	EM_A[0]	O	EMIF Address Bus
92	DV _{DD}	-	I/O Supply
93	EM_A[10]	O	EMIF Address Bus
94	EM_BA[1]	O	SDRAM Bank Address and Asynchronous Memory Low-Order Address
95	V _{SS}	-	Ground
96	EM_BA[0]	O	SDRAM Bank Address and Asynchronous Memory Low-Order Address
97	EM_CS[0]	O	SDRAM Chip Select
98	EM_RAS	O	SDRAM Row Address Strobe
99	V _{SS}	-	Ground
100	EM_CS[2]	O	Asynchronous Memory Chip Select
101	CV _{DD}	-	Core Supply
102	EM_RW	O	Asynchronous Memory Read/not Write
103	DV _{DD}	-	I/O Supply
104	EM_OE	O	SDRAM Output Enable
105	SPI0_ENA/I2C1_SDA	I/O	SPI0 Enable (Ready) or I2C1 Serial Data
106	V _{SS}	-	Ground
107	SPI0_SCS/I2C1_SCL	I/O	SPI0 Slave Chip Select or I2C1 Serial Clock
108	SPI0_CLK/I2C0_SCL	I/O	SPI0 Serial Clock or I2C0 Serial Clock
109	V _{SS}	-	Ground
110	SPI0_SIMO	I/O	SPI0 Data Pin Slave In Master Out
111	SPI0_SOMI/I2C0_SDA	I/O	SPI0 Data Pin Slave Out Master In or I2C0 Serial Data
112	DV _{DD}	-	I/O Supply
113	AXR0[0]	I/O	McASP0 Serial Data 0
114	V _{SS}	-	Ground
115	AXR0[1]	I/O	McASP0 Serial Data 1
116	AXR0[2]	I/O	McASP0 Serial Data 2
117	AXR0[3]	I/O	McASP0 Serial Data 3
118	V _{SS}	-	Ground
119	AXR0[4]	I/O	McASP0 Serial Data 4
120	AXR0[5]/SPI1_SCS	I/O	McASP0 Serial Data 5 or SPI1 Slave Chip Select
121	AXR0[6]/SPI1_ENA	I/O	McASP0 Serial Data 6 or SPI1 Enable (Ready)
122	AXR0[7]/SPI1_CLK	I/O	McASP0 Serial Data 7 or SPI1 Serial Clock
123	CV _{DD}	-	Core Supply
124	V _{SS}	-	Ground
125	DV _{DD}	-	I/O Supply
126	AXR0[8]/AXR1[5]/SPI1_SOMI	I/O	McASP0 Serial Data 8 or McASP1 Serial Data 5 or SPI1 Data Pin Slave Out Master In
127	AXR0[9]/AXR1[4]/SPI1_SIMO	I/O	McASP0 Serial Data 9 or McASP1 Serial Data 4 or SPI1 Data Pin Slave In Master Out
128	CV _{DD}	-	Core Supply
129	V _{SS}	-	Ground
130	AXR0[10]/AXR1[3]	I/O	McASP0 Serial Data 10 or McASP1 Serial Data 3
131	AXR0[11]/AXR1[2]	I/O	McASP0 Serial Data 11 or McASP1 Serial Data 2
132	CV _{DD}	-	Core Supply
133	V _{SS}	-	Ground
134	AXR0[12]/AXR1[1]	I/O	McASP0 Serial Data 12 or McASP1 Serial Data 1
135	AXR0[13]/AXR1[0]	I/O	McASP0 Serial Data 13 or McASP1 Serial Data 0
136	DV _{DD}	-	I/O Supply
137	AXR0[14]/AXR2[1]	I/O	McASP0 Serial Data 14 or McASP2 Serial Data 1
138	AXR0[15]/AXR2[0]	I/O	McASP0 Serial Data 15 or McASP2 Serial Data 0
139	ACLKR0	I/O	McASP0 Receive Bit Clock
140	V _{SS}	-	Ground
141	AFSR0	I/O	McASP0 Receive Frame Sync (L/R Clock)
142	ACLKX0	I/O	McASP0 Transmit Bit Clock
143	AHCLKR0/AHCLKR1	I/O	McASP0 and McASP1 Receive Master Clock
144	AFSX0	I/O	McASP0 Transmit Frame Sync (L/R Clock)

MN2DS0009AA (MA: IC157)
MN2DS0009AA Terminal Function


Pin No.	Pin Name	Type	Symbol	Function
1	MDQ18	I/O	SDRAM DATA18	SDRAM data 18
2	VSS	-	GND	GND
3	VDD33	-	3.3V	I/O supply
4	MDQ28	I/O	SDRAM DATA28	SDRAM data 28
5	MDQ19	I/O	SDRAM DATA19	SDRAM data 19
6	MDQ27	I/O	SDRAM DATA27	SDRAM data 27
7	MDQ20	I/O	SDRAM DATA20	SDRAM data 20
8	VDD33	-	3.3V	I/O supply
9	VSS	-	GND	GND
10	MDQ26	I/O	SDRAM DATA26	SDRAM data 26
11	MDQ21	I/O	SDRAM DATA21	SDRAM data 21
12	MDQ25	I/O	SDRAM DATA25	SDRAM data 25
13	MDQ22	I/O	SDRAM DATA22	SDRAM data 22
14	MDQ24	I/O	SDRAM DATA24	SDRAM data 24
15	MDQ23	I/O	SDRAM DATA23	SDRAM data 23
16	VSS	-	GND	GND
17	VDD33	-	3.3V	I/O supply
18	EXADTO	I/O	EXT ADRC	External memory address 0 / data 0
19	NEXCE	O	EXT CE	External memory chip select
20	NEXOE	O	EXT OE	External memory output enable
21	VSS	-	GND	GND
22	VDD12	-	1.2V	Logic supply
23	EXDTO	I/O	EXT MEMORY DATA0	External memory data 0
24	EXDT8	I/O	EXT MEMORY DATA8	External memory data 8
25	EXDT1	I/O	EXT MEMORY DATA1	External memory data 1
26	EXDT9	I/O	EXT MEMORY DATA9	External memory data 9
27	EXDT2	I/O	EXT MEMORY DATA2	External memory data 2
28	EXDT10	I/O	EXT MEMORY DATA10	External memory data 10
29	EXDT3	I/O	EXT MEMORY DATA3	External memory data 3
30	EXDT11	I/O	EXT MEMORY DATA11	External memory data 11
31	EXDT4	I/O	EXT MEMORY DATA4	External memory data 4
32	EXDT12	I/O	EXT MEMORY DATA12	External memory data 12
33	EXDT5	I/O	EXT MEMORY DATA5	External memory data 5
34	VSS	-	GND	GND
35	VDD33	-	3.3V	I/O supply
36	EXDT13	I/O	EXT MEMORY DATA13	External memory data 13
37	EXDT6	I/O	EXT MEMORY DATA6	External memory data 6
38	EXDT14	I/O	EXT MEMORY DATA14	External memory data 14
39	EXDT7	I/O	EXT MEMORY DATA7	External memory data 7
40	EXDT15	I/O	EXT MEMORY DATA15	External memory data 15
41	EXADR161	I/O	EXT ADR16	External memory address 16
42	EXADT152	I/O	EXT ADT15	External memory address 15 / data 8
43	EXADT142	I/O	EXT ADT14	External memory address 14 / data 1
44	VSS	-	GND	GND
45	VDD12	-	1.2V	Logic supply
46	EXADT13	I/O	EXT ADR13	External memory address 13 / data 9
47	EXADT12	I/O	EXT ADR12	External memory address 12 / data 2
48	EXADT11	I/O	EXT ADR11	External memory address 11 / data 10
49	EXADT10	I/O	EXT ADR10	External memory address 10 / data 3
50	EXADT9	I/O	EXT ADR9	External memory address 9 / data 11
51	EXADT8	I/O	EXT ADR8	External memory address 8 / data 4
52	VSS	-	GND	GND
53	VDD33	-	3.3V	I/O supply
54	EXADR19	I/O	EXT ADR19	External memory address 19
55	NEXWE	O	EXT WE	External memory write enable
56	EXADR183	I/O	EXT ADR18	External memory address 18
57	EXADR174	I/O	EXT ADR17	External memory address 17
58	EXADT7	I/O	EXT ADR7	External memory address 7 / data 12
59	EXADT6	I/O	EXT ADR6	External memory address 6 / data 5
60	EXADT5	I/O	EXT ADR5	External memory address 5 / data 13
61	EXADT4	I/O	EXT ADR4	External memory address 4 / data 6
62	EXADT3	I/O	EXT ADR3	External memory address 3 / data 14
63	EXADT2	I/O	EXT ADR2	External memory address 2 / data 7

Pin No.	Pin Name	Type	Symbol	Function
64	EXADT1	I/O	EXT ADR1	External memory address 1 / data 15
65	P0	I/O	EXT ADR20	External memory address 20
66	P1	I/O	SDA	Serial 0 output data
67	P2	I/O	SCL	Serial 0 clock
68	VSS	-	GND	GND
69	VDD33	-	3.3V	I/O supply
70	P3	I/O	SYSRXD	Serial 1 input data
71	P4	I/O	SYSTXD	Serial 1 output data
72	P5	I/O	REMO/INTST	External interrupt 2
73	P6	I/O	V-CS	Serial 2 input data
74	P7	I/O	V-DATA	Serial 2 output data
75	P8	I/O	V-CLK	Serial 2 clock
76	P9	I/O	MSDATAI	Serial 3 input data
77	P10	I/O	MSDATAO	Serial 3 output data
78	P11	I/O	MSCLK	Serial 3 clock
79	P12	I/O	CS1	Extension chip select
80	P13	I/O	SACD-READY	Serial 3 data receipt flag
81	P14	I/O	MSLAT	Serial 3 data transmit flag
82	VSS	-	GND	GND
83	VDD12	-	1.2V	Logic supply
84	NRST	I	RESET	Master reset
85	FG	I/O	FG-IN	System ucom port 21
86	DRV5	I/O	CD/DVD	System ucom port 15
87	DRV4	I/O	IN_SW	System ucom port 16
88	DRV3	I/O	HFM_ON/OFF	System ucom port 17
89	DRV2	I/O	TRY_DRV	System ucom port 18
90	DRV1	I/O	SP_DRV	System ucom port 19
91	DRVO	I/O	SL_DRV	System ucom port 20
92	VSS	-	GND	GND
93	VDD33	-	3.3V	I/O supply
94	MONI7	I/O	PSP-MCK/MONI7	System ucom port 22
95	MONI6	I/O	PSP-WAD7/MONI6	System ucom port 23
96	MONI5	I/O	PSP-WAD6/MONI5	System ucom port 24
97	MONI4	I/O	PSP-WAD5/MONI4	System ucom port 25
98	MONI3	I/O	PSP-WAD4/MONI3	System ucom port 26
99	MONI2	I/O	PSP-WAD3/MONI2	System ucom port 27
100	MONI1	I/O	PSP-WAD2/MONI1	System ucom port 28
101	MONIO	I/O	PSP-WAD1/MONIO	System ucom port 29
102	AVDDD	-	3.3V	Analog supply
103	PLF1L1	O	PLFIL1	External filter for DRC-VCO
104	AVSSD	-	GND	Analog GND
105	VREFH7	O	V-REF-H7	ADC reference voltage for DRC (TOP)
106	VREFL7	O	V-REF-L7	ADC reference voltage for DRC (BTM)
107	CCAPA	O	CCAPA	Inline filter for CAPA block
108	AVSSC	-	GND	Analog GND
109	CDATA	O	CDATA	Inline filter for DATA block
110	AVDDG	-	3.3V	Analog supply
111	ANAMONI1	O	TP_ANAMONI1	Internal analog monitor 1
112	ANAMONI2	O	TP_ANAMONI2	Internal analog monitor 2
113	RFINN	I	RFINN	External RF input (-)
114	RFINP	I	RFINP	External RF input (+)
115	VIN1RF	I	VIN1RF	RF input 1
116	VIN2RF	I	VIN2RF	RF input 2
117	VIN4RF	I	VIN4RF	RF input 4
118	VIN3RF	I	VIN3RF	RF input 3
119	AVDDB	-	3.3V	Analog supply
120	VREFH5	I	V-REF-H5	5 bit AD reference Voltage "H"
121	VREFL5	I	V-REF-L5	5 bit AD reference Voltage "L"
122	AVSSB	-	GND	Analog GND
123	LPC1	I	LPC1	DVD LPC input
124	LPCO1	O	LPCO1	DVD LPC output
125	LPC2	I	LPC2	CD LPC input
126	LPCO2	O	LPCO2	CD LPC output
127	VREFH	O	V-REFH	Reference Voltage 2.20V output
128	VHALF	O	V-HALF	Reference Voltage 1.65V output
129	VIN10	I	VIN10	CD head input

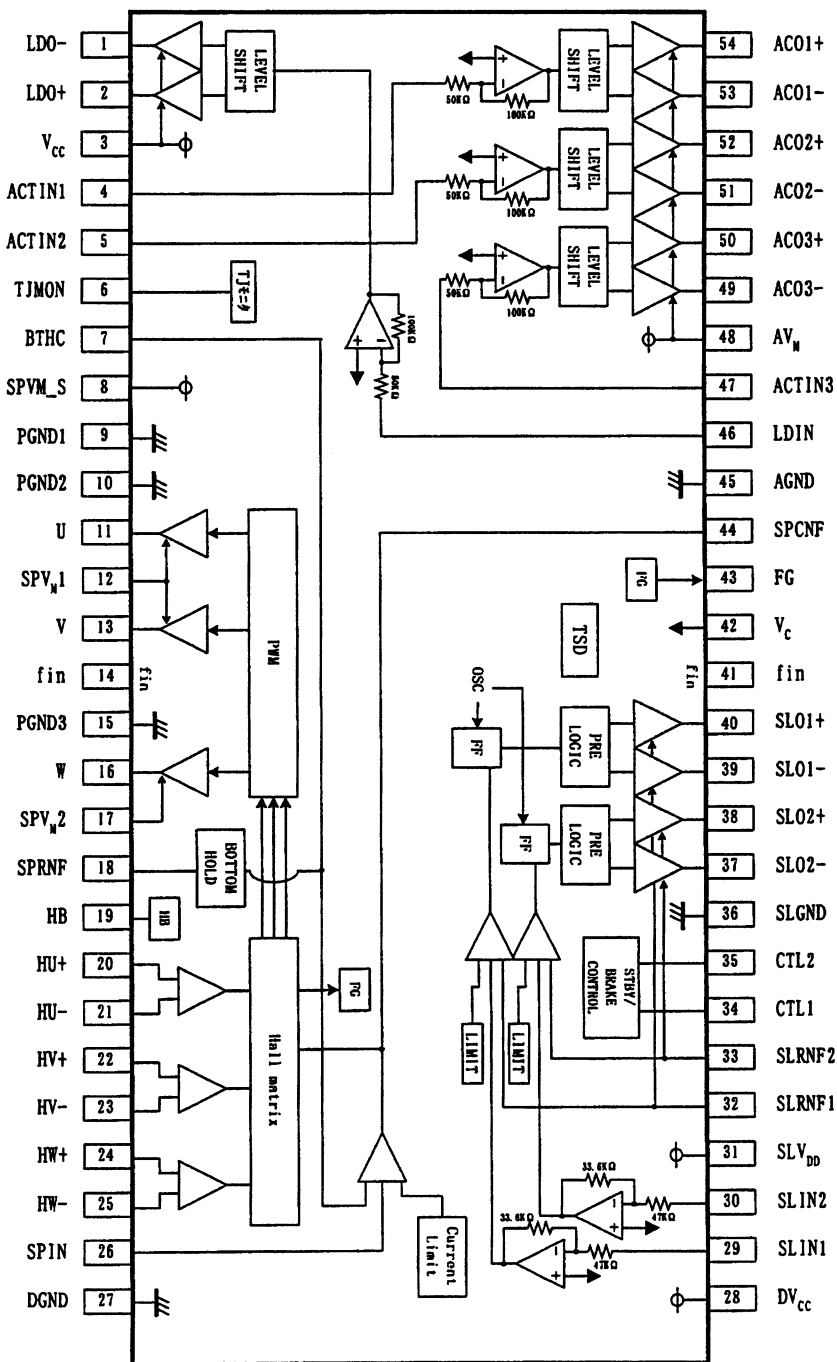
Pin No.	Pin Name	Type	Symbol	Function
130	VIN9	I	VIN9	CD head input
131	VIN5	I	VIN5	CD head input
132	VIN6	I	VIN6	CD head input
133	VIN7	I	VIN7	DVD head input
134	VIN8	I	VIN8	DVD head input
135	VIN3	I	VIN3	DVD head input
136	VIN4	I	VIN4	DVD head input
137	VIN2	I	VIN2	DVD head input
138	VIN1	I	VIN1	DVD head input
139	ADO	I	KEY0	Servo AD input 0
140	AD1	I	KEY1	Servo AD input 1
141	AD2	I	IOP_CHECK(CD/DVD)	Servo AD input 2
142	AD4	I	REG	Servo AD input 4
143	AVSSH	-	GND	Analog GND
144	PWM1	O	TR_DRV	Tracking drive output
145	PWMO	O	FO_DRV	Focus drive output
146	AVDDH	-	3.3V	Analog supply
147	DAC3OUT	O	OPEN	Cr/R analog video output
148	DAC2OUT	O	OPEN	Cb/B analog video output
149	DAC1OUT	O	OPEN	Y/G analog video output
150	AVDDF	-	3.3V	Analog supply for VDAC
151	COMP1	I	COMP1	Compensation pin for DAC1
152	VREF	I	VREF	Reference Voltage for DAC
153	IREF1	I	IREF1	Bias current adjust pin for DAC
154	COMP2	I	COMP2	Compensation pin for DAC2
155	AVSSF	-	GND	Analog GND for VDAC
156	DAC4OUT	O	OPEN	Y/Comp analog video output
157	DAC5OUT	O	OPEN	C analog video output
158	AVDDE	-	3.3V	Analog supply for PLL
159	AVSSE	-	GND	Analog GND for PLL
160	AVDDG	-	3.3V	Analog supply for PLL
161	AVSSG	-	GND	Analog GND for PLL
162	OSCI	I	OSC-IN	Oscillator input (27MHz)
163	OSCO	O	OSC-OUT	Oscillator output (27MHz)
164	VSS	-	GND	GND
165	VDD12	-	1.2V	Logic supply
166	DACCK	I/O	MCK/SD7	Stream data output 7
167	LRCK	O	LRCK/SD6	Stream data output 6
168	SRCK	O	BCK/SD5	Stream data output 5
169	ADOUT3	O	MIXLR/SD4	Stream data output 4
170	ADOUT2	I/O	DATA2/SD3	Stream data output 3
171	ADOUT1	I/O	DATA1/SD2	Stream data output 2
172	ADOUT0	I/O	DATA0/SD1	Stream data output 1
173	IECOUT	O	SPDIF/SD0	Stream data output 0
174	VSS	-	GND	GND
175	VDD33	-	3.3V	I/O supply
176	VDIO7	I/O	YC7	Digital video input/output 7
177	VDIO6	I/O	YC6	Digital video input/output 6
178	VDIO5	I/O	YC5	Digital video input/output 5
179	VDIO4	I/O	YC4	Digital video input/output 4
180	VDIO3	I/O	YC3	Digital video input/output 3
181	VDIO2	I/O	YC2	Digital video input/output 2
182	VDIO1	I/O	YC1	Digital video input/output 1
183	VDIO0	I/O	YC0	Digital video input/output 0
184	VDD33	-	3.3V	I/O supply
185	VSS	-	GND	GND
186	EXTRG1	I/O	CLK27M	Video clock output
187	SCLOCK	I	SCLOCK	Input clock for debug
188	SDATA	I/O	SDATA	Input/output data for debug
189	EXTRGO	I/O	PDETECT/EXTRGO	System ucom port 41
190	TRCCLK	I/O	CLK33M	Master clock for External AVDEC
191	TRCDATA0	I/O	SDEF	System ucom port 44
192	TRCDATA1	I/O	XSAK	System ucom port 45
193	TRCDATA2	I/O	SDCK	System ucom port 46
194	TRCDATA3	I/O	XSHD	System ucom port 47
195	TRCST	I/O	XSRQ	System ucom port 48

Pin No.	Pin Name	Type	Symbol	Function
196	VSS	-	GND	GND
197	VDD33	-	3.3V	I/O supply
198	MDQ15	I/O	SDRAM DATA15	SDRAM data 15
199	MDQ0	I/O	SDRAM DATA0	SDRAM data 0
200	MDQ14	I/O	SDRAM DATA14	SDRAM data 14
201	MDQ1	I/O	SDRAM DATA1	SDRAM data 1
202	MDQ13	I/O	SDRAM DATA13	SDRAM data 13
203	MDQ2	I/O	SDRAM DATA2	SDRAM data 2
204	VDD33	-	3.3V	I/O supply
205	VSS	-	GND	GND
206	MDQ12	I/O	SDRAM DATA12	SDRAM data 12
207	MDQ3	I/O	SDRAM DATA3	SDRAM data 3
208	MDQ11	I/O	SDRAM DATA11	SDRAM data 11
209	MDQ4	I/O	SDRAM DATA4	SDRAM data 4
210	MDQ10	I/O	SDRAM DATA10	SDRAM data 10
211	MDQ5	I/O	SDRAM DATA5	SDRAM data 5
212	MDQ9	I/O	SDRAM DATA9	SDRAM data 9
213	MDQ6	I/O	SDRAM DATA6	SDRAM data 6
214	VDD33	-	3.3V	I/O supply
215	VSS	-	GND	GND
216	MDQ8	I/O	SDRAM DATA8	SDRAM data 8
217	MDQ7	I/O	SDRAM DATA7	SDRAM data 7
218	VDD12	-	1.2V	Logic supply
219	DQMO	O	SDRAM DATA MASK0	SDRAM data mask 0
220	DQM1	O	SDRAM DATA MASK1	SDRAM data mask 1
221	NWE	O	SDRAM WE	Write enable for SDRAM
222	VSS	-	GND	GND
223	MCK	O	SDRAM MCK	Output clock for SDRAM
224	VDD33	-	3.3V	I/O supply
225	MCKI	I	SDRAM MCK_RTN	Input clock from SDRAM
226	VSS	-	GND	GND
227	NCAS	O	SDRAM CAS	Column address strobe for SDRAM
228	NRAS	O	SDRAM RAS	Row address strobe for SDRAM
229	NCSM	O	SDRAM CS	Chip select for SDRAM
230	MA11	I/O	SDRAM ADDRESS11	SDRAM address 11
231	BA0	O	SDRAM BA0	SDRAM bank address 0
232	MA9	O	SDRAM ADDRESS9	SDRAM address 9
233	VSS	-	GND	GND
234	VDD12	-	1.2V	Logic supply
235	BA1	O	SDRAM BA1	SDRAM bank address 1
236	MA8	O	SDRAM ADDRESS8	SDRAM address 8
237	MA10	O	SDRAM ADDRESS10	SDRAM address 10
238	VSS	-	GND	GND
239	VDD33	-	3.3V	I/O supply
240	MA7	O	SDRAM ADDRESS7	SDRAM address 7
241	MA0	O	SDRAM ADDRESS0	SDRAM address 0
242	MA6	O	SDRAM ADDRESS6	SDRAM address 6
243	MA1	O	SDRAM ADDRESS1	SDRAM address 1
244	MA5	O	SDRAM ADDRESS5	SDRAM address 5
245	MA2	O	SDRAM ADDRESS2	SDRAM address 2
246	MA4	O	SDRAM ADDRESS4	SDRAM address 4
247	MA3	O	SDRAM ADDRESS3	SDRAM address 3
248	VSS	-	GND	GND
249	VDD33	-	3.3V	I/O supply
250	DQM2	I/O	SDRAM DATA MASK2	SDRAM data mask 2
251	DQM3	I/O	SDRAM DATA MASK3	SDRAM data mask 3
252	MDQ31	I/O	SDRAM DATA31	SDRAM data 31
253	MDQ16	I/O	SDRAM DATA16	SDRAM data 16
254	MDQ30	I/O	SDRAM DATA30	SDRAM data 30
255	MDQ17	I/O	SDRAM DATA17	SDRAM data 17
256	MDQ29	I/O	SDRAM DATA29	SDRAM data 29

BD7956FS (MA: IC151)




BD7956FS Block diagram



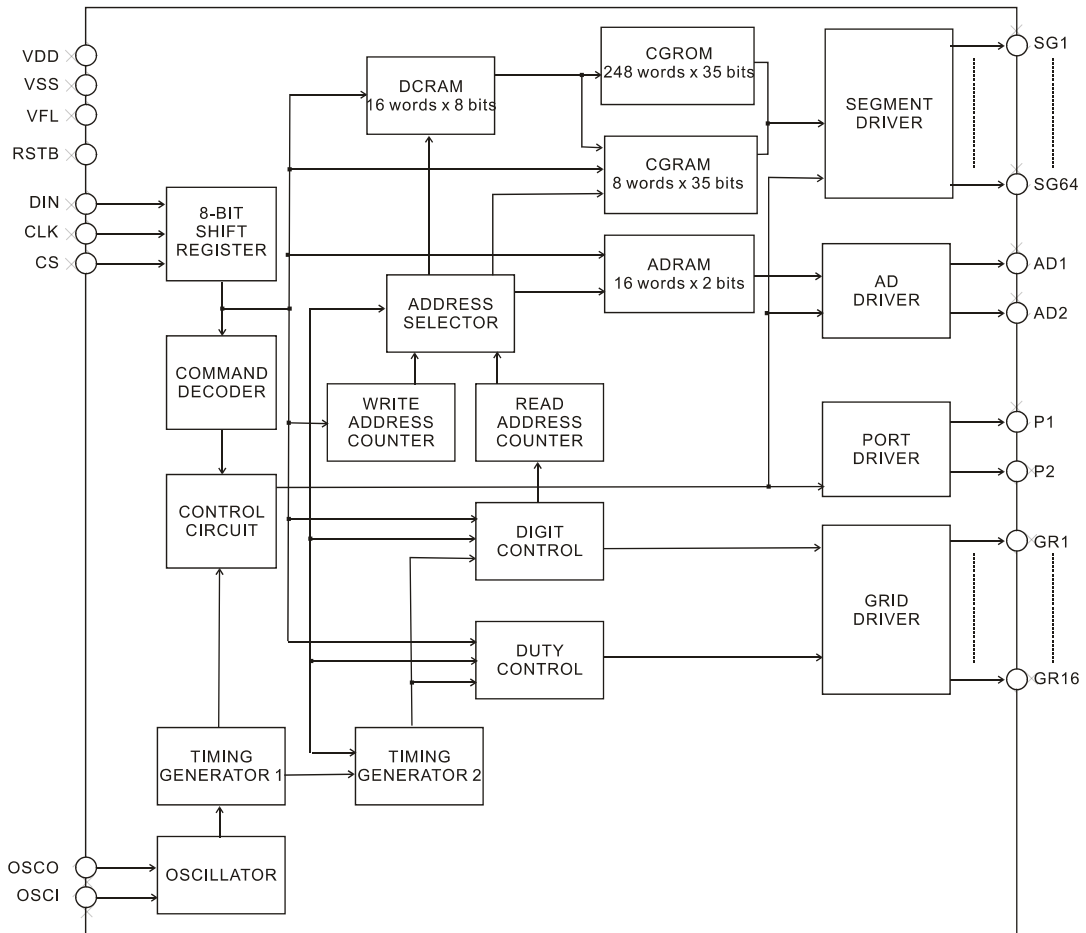
BD7956FS Terminal Function

Pin No.	Symbol	Description
1	LDO-	Loading driver negative output
2	LDO+	Loading driver positive output
3	V _{CC}	BTL block pre-loading power supply
4	ACTIN1	Actuator driver 1 input
5	ACTIN2	Actuator driver 2 input
6	TJMON	Chip temperature monitor terminal
7	BTHC	Connection with capacitor for bottom hold
8	SPVM_S	Spindle driver power supply
9	PGND1	Spindle driver power ground 1
10	PGND2	Spindle driver power ground 2
11	U	Spindle driver output U
12	SPVM1	Spindle driver power supply 1
13	V	Spindle driver output V
14	fin	fin
15	PGND3	Spindle driver power ground 3
16	W	Spindle driver output W
17	SPVM2	Spindle driver power supply 2
18	SPRNF	Spindle driver current sense
19	HB	Hall bias
20	HU+	Hall amp.U positive input
21	HU-	Hall amp.U negative input
22	HV+	Hall amp.V positive input
23	HV-	Hall amp.V negative input
24	HW+	Hall amp.W positive input
25	HW-	Hall amp.W negative input
26	SPIN	Spindle driver control input
27	DGND	PWM block pre-ground
28	DV _{CC}	PWM block control power supply
29	SLIN1	Sled driver 1 input
30	SLIN2	Sled driver 2 input
31	SLV _{DD}	Sled driver MOS pre power supply
32	SLRNF1	Sled driver 1 current sense
33	SLRNF2	Sled driver 2 current sense
34	CTL1	Driver logic control input 1
35	CTL2	Driver logic control input 2
36	SLGND	Sled driver power ground
37	SLO2-	Sled driver 2 negative output
38	SLO2+	Sled driver 2 positive output
39	SLO1-	Sled driver 1 negative output
40	SLO1+	Sled driver 1 positive output
41	fin	fin
42	V _C	Reference voltage input
43	FG	Frequency generator output
44	SPCNF	Spindle driver filter terminal
45	AGND	BTL block power ground
46	LDIN	Loading driver input
47	ACTIN3	Actuator driver 3 input
48	AV _M	Actuator driver power supply
49	ACO3-	Actuator driver 3 positive output
50	ACO3+	Actuator driver 3 negative output
51	ACO2-	Actuator driver 2 positive output
52	ACO2+	Actuator driver 2 negative output
53	ACO1-	Actuator driver 1 positive output
54	ACO1+	Actuator driver 1 negative output

PT6302 (PD: IC101)



PT6302 Block diagram



PT6302 Terminal Function

Pin No.	Pin Name	I/O	Description
9 ~ 39, 8 ~ 5	SG5 to SG35, SG4 to SG1	O	Segment Driver Output Pin
40 ~ 55	GR1 to GR16	O	Grid Driver Output Pin
56	VEE	-	Power Supply
57	VSS	-	Ground Pin
58	OSCI	I	Oscillator Input Pin
59	OSCO	O	Oscillator Output Pin
60	RSTB	I	Reset Input Pin : When this pin is set to "LOW", all functions are initialized.
61	CSB	I	Chip Select Input Pin : When this pin is set to "High" Level, the serial data transfer is disabled.
62	CLKB	I	Shift Clock Input Pin : The serial data is shifted at the rising edge of CLKB.
63	DIN	I	Serial Data Input Pin
64	VDD	-	Positive Power Supply
1 ~ 2	P1 to P2	O	General Purpose Output Pin
3 ~ 4	AD2 to AD1	O	Segment Driver Output Pin

K4D553238F-VC36 (DI: IC701)

	2	3	4	5	6	7	8	9	10	11	12	13
B	DQS0	DM0	VSSQ	DQ3	DQ2	DQ0	DQ31	DQ29	DQ28	VSSQ	DM3	DQS3
C	DQ4	VDDQ	NC	VDDQ	DQ1	VDDQ	VDDQ	DQ30	VDDQ	NC	VDDQ	DQ27
D	DQ6	DQ5	VSSQ	VSSQ	VSSQ	VDD	VDD	VSSQ	VSSQ	VSSQ	DQ26	DQ25
E	DQ7	VDDQ	VDD	VSS	VSSQ	VSS	VSS	VSSQ	VSS	VDD	VDDQ	DQ24
F	DQ17	DQ16	VDDQ	VSSQ	VSS Thermal	VSS Thermal	VSS Thermal	VSS Thermal	VSSQ	VDDQ	DQ15	DQ14
G	DQ19	DQ18	VDDQ	VSSQ	VSS Thermal	VSS Thermal	VSS Thermal	VSS Thermal	VSSQ	VDDQ	DQ13	DQ12
H	DQS2	DM2	NC	VSSQ	VSS Thermal	VSS Thermal	VSS Thermal	VSS Thermal	VSSQ	NC	DM1	DQS1
J	DQ21	DQ20	VDDQ	VSSQ	VSS Thermal	VSS Thermal	VSS Thermal	VSS Thermal	VSSQ	VDDQ	DQ11	DQ10
K	DQ22	DQ23	VDDQ	VSSQ	VSS	VSS	VSS	VSS	VSSQ	VDDQ	DQ9	DQ8
L	$\overline{\text{CAS}}$	$\overline{\text{WE}}$	VDD	VSS	A10	VDD	VDD	RFU1	VSS	VDD	NC	NC
M	$\overline{\text{RAS}}$	NC	NC	BA1	A2	A11	A9	A5	RFU2	CK	$\overline{\text{CK}}$	MCL
N	$\overline{\text{CS}}$	NC	BA0	A0	A1	A3	A4	A6	A7	A8/AP	CKE	VREF

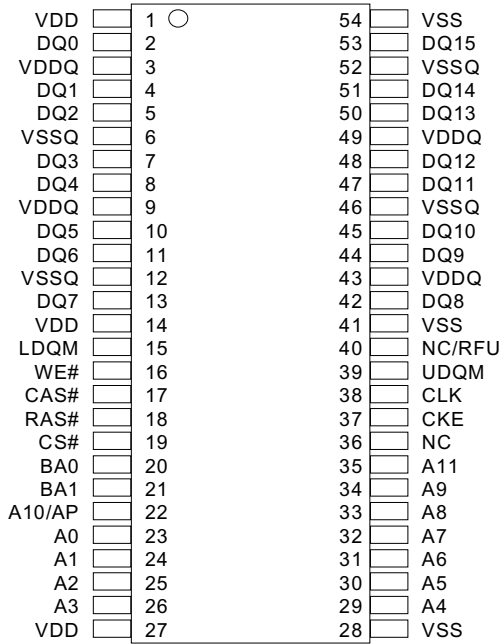
NOTE:

1. RFU1 is reserved for A12
2. RFU2 is reserved for BA2
3. VSS Thermal balls are optional

K4D553238F-VC36 Terminal Function

CK, $\overline{\text{CK}}$	Differential Clock Input	BA0, BA1	Bank Select Address
CKE	Clock Enable	A0 ~A11	Address Input
$\overline{\text{CS}}$	Chip Select	DQ0 ~ DQ31	Data Input/Output
$\overline{\text{RAS}}$	Row Address Strobe	VDD	Power
$\overline{\text{CAS}}$	Column Address Strobe	VSS	Ground
WE	Write Enable	VDDQ	Power for DQ's
DQS	Data Strobe	VSSQ	Ground for DQ's
DM	Data Mask	NC	No Connection
RFU	Reserved for Future Use	MCL	Must Connect Low

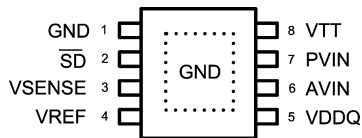
EM638165TS (MA: IC156, IC158)



EM638165TS Terminal Function

Symbol	Type	Description
CLE	Input	Clock
CKE	Input	Clock Enable
BA0,BA1	Input	Bank Select
A0-A11	Input	Address Inputs
CS#	Input	Chip Select
RAS#	Input	Row Address Strobe
CAS#	Input	Column Address Strobe
WE#	Input	Write Enable
LDQM, UDQM	Input	Data Input/Output Mask
DQ0-DQ15	Input/Output	Data I/O
NC/RFU	-	No Connect
V _{DDQ}	Supply	DQ Power
V _{SSQ}	Supply	DQ Ground
V _{DD}	Supply	Power Supply
V _{SS}	Supply	Ground


LP2996MX (DI: IC803)



LP2996MX Terminal Function

Pin No.	Name	Function
1	GND	Ground
2	\overline{SD}	Shutdown
3	VSENSE	Feedback pin for regulating V _{TT} .
4	VREF	Buffered internal reference voltage of V _{DDQ} /2
5	VDDQ	Input for internal reference equal to V _{DDQ} /2
6	AVIN	Analog input pin
7	PVIN	Power input pin
8	VTT	Output voltage for connection to termination resistors

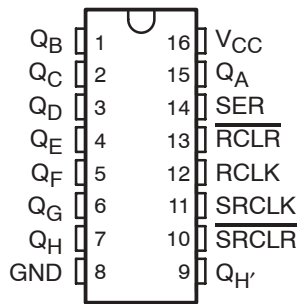
MX29LV320CBTC-70G (MA: IC155)



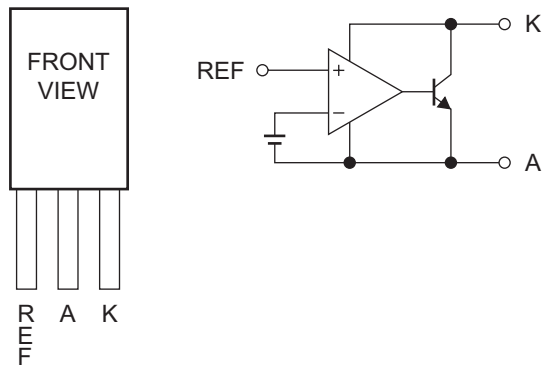
MX29LV320CBTC-70G Terminal Function

Symbol	Pin Name
A0~A20	Address Input
Q0~Q14	15 Data Inputs/Outputs
Q15/A-1	Q15(Data Input/Output, word mode) A-1(LSB Address Input, byte mode)
CE#	Chip Enable Input
WE#	Write Enable Input
OE#	Output Enable Input
BYTE#	Word/Byte Selection Input
RESET#	Hardware Reset Pin, Active Low
RY/BY#	Read/Busy Output
VCC	3.0 volt-only single power supply
WP#/ACC	Hardware Write Protect/Acceleration Pin
GND	Device Ground
NC	Pin Not Connected Internally

SN74LV594PWR (MA: IC502)




TA76432S (PD: IC902, 907, 908)

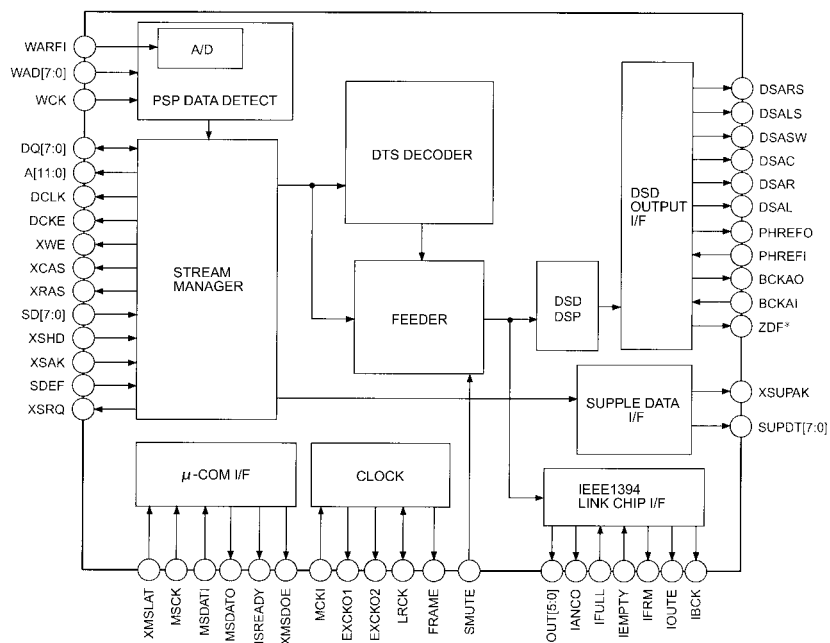


CXD2753R (MA: IC401)

Pin Assignment



Block Diagram



Terminal Functions

	Pin Name	I/O	Functions
1	VSC	-	It fixed to ground.(for Core)
2	XMSLAT	I	Latch input for μ COM serial communication.
3	MSCK	I	Shift clock input for μ COM serial communication.
4	MSDATI	I	Data input for μ COM serial communication.
5	VDC	-	+2.5V Power for Core.
6	MSDATO	O	Data output for μ COM serial communication. "Hi-Z" potential except the output mode.
7	MSREADY	O	Completion flag of output preparation for μ COM serial communication. "L" is outputted at the time of completion.
8	XMSDOE	O	Output enable pin for μ COM serial communication. "L" is outputted at the time of MSDATO mode.
9	XRST	I	Reset pin. The whole IC is reset by at the time of "L" potential.
10	SMUTE	lpd	Soft Mute. Soft mute of the audio output is carried out at the time of "H" potential. It releases at the time of "L" potential.
11	MCKI	I	Master Clock input.
12	VSIO	-	It fixed to Ground. Ground for I/O.
13	EXCKO1	O	External output Clock 1.
14	EXCKO2	O	External output Clock 2.
15	LRCK	O	44.1kHz, 1Fs Clock output.
16	FRAME	O	Frame signal output.
17	VDIO	-	+3.3V Power for I/O.
18	MNT0	O	Monitor output.
19	MNT1	O	Monitor output.
20	MNT2	O	Monitor output.
21	MNT3	O	Monitor output.
22	TESTO	O	Output terminal for a Test. (open)
23	TESTO	O	Output terminal for a Test.(open)
24	TESTO	O	Output terminal for a Test.(open)
25	TESTO	O	Output terminal for a Test.(open)
26	TCK	I	Clock input for a Test. It fixed to "L" potential.
27	TDI	lpu	Input pin(pull-up) for a Test.(open)
28	VSC	-	It fixed to Ground. Ground for CORE.
29	TDO	O	Output for a Test.(open).
30	TMS	lpu	Input pin(pull-up) for a Test.(open)
31	TRST	lpu	Reset pin(pull-up) for a Test. Input the Power-on reset signal or fixed to "L" potential.
32	TEST1	I	Test input pin. It fixed to "L" potential.
33	TEST2	I	Test input pin. It fixed to "L" potential.
34	TEST3	I	Test input pin. It fixed to "L" potential.
35	VDC	-	+2.5V Power for CORE.
36	TESTO	O	Out put for TEST. It fixed to open.
37	XBIT	O	DST monitor.
38	SUPDT0	O	Supplementary data output. (LSB)
39	SUPDT1	O	Supplementary data output.
40	SUPDT2	O	Supplementary data output.
41	SUPDT3	O	Supplementary data output.
42	VSIO	-	Ground for I/O.
43	SUPDT4	O	Supplementary data output.
44	SUPDT5	O	Supplementary data output.
45	VDIO	-	+3.3V Power for I/O.
46	SUPDT6	O	Supplementary data output.
47	SUPDT7	O	Supplementary data output. (MSB)
48	XSUPAK	O	Supplementary data Acknowledge output terminal.
49	VSC	-	Ground for CORE.

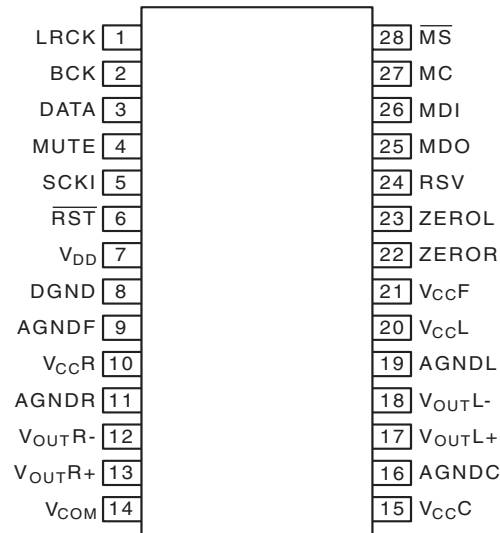
	Pin Name	I/O	Functions
50	TESTO	O	Output for TEST. (open)
51	TESTI	I	Input for TEST. It fixed to "L" potential.
52	TESTI	I	Input for TEST. It fixed to "L" potential.
53	TESTO	O	Output for TEST. (open)
54	VDC	-	+2.5V Power for CORE.
55	DSADML	O	DSD Data output terminal for Lch Down Mix.
56	DSADMR	O	DSD Data output terminal for Rch Down Mix.
57	BCKASL	I	I/O selection terminal of the Bit clock for DSD data output. L=input (Slave), H=output (Master)
58	VSDSD	-	Ground terminal for DSD data output.
59	BCKAI	I	Bit clock input terminal for DSD data output. Input a Bit clock into this terminal at the time of BCKASL="L" potential.
60	BCKAO	O	Bit clock output terminal for DSD data output. Bit clock output from this terminal at the time of BCKASL="H" potential.
61	PHREFI	I	Reference phase signal input terminal for DSD output phase modulation.
62	PHREFO	O	Reference phase signal output terminal for DSD output phase modulation.
63	ZDFL	O	Lch zero-data detection flag (at the time of μ com setup). It will be set to "H" if non-sound data continues 300 msecs.
64	DSAL	O	DSD data output terminal for Lch speaker.
65	ZDFR	O	Rch zero-data detection flag (at the time of μ com setup). It will be set to "H" if non-sound data continues 300 msecs.
66	DSAR	O	DSD data output terminal for Rch speaker.
67	V _{DD} SD	-	+3.3V Power for DSD data output.
68	ZDFC	O	Cch zero-data detection flag (at the time of μ com setup). It will be set to "H" if non-sound data continues 300 msecs.
69	DSAC	O	DSD data output terminal for Cch speaker.
70	ZDFLFE	O	LFEch zero-data detection flag (at the time of μ com setup). It will be set to "H" if non-sound data continues 300 msecs.
71	DSASW	O	DSD data output terminal for SWch speaker.
72	VSDSD	-	Ground for DSD data output.
73	ZDFLS	O	LSch zero-data detection flag (at the time of μ com setup). It will be set to "H" if non-sound data continues 300 msecs.
74	DSALS	O	DSD data output terminal for LSch speaker.
75	ZDFRS	O	RSch zero-data detection flag (at the time of μ com setup). It will be set to "H" if non-sound data continues 300 msecs.
76	DSARS	O	DSD data output terminal for RSch speaker.
77	V _{DD} SD	O	+3.3V Power for DSD data output.
78	IOUT0	O	Data output terminal 0 for IEEE1394 link chip I/F.
79	IOUT1	O	Data output terminal 1 for IEEE1394 link chip I/F.
80	VSC	-	Ground for CORE.
81	IOUT2	O	Data output terminal 2 for IEEE1394 link chip I/F.
82	IOUT3	O	Data output terminal 3 for IEEE1394 link chip I/F.
83	VDC	-	+2.5V Power for CORE.
84	IOUT4	O	Data output terminal 4 for IEEE1394 link chip I/F.
85	IOUT5	O	Data output terminal 5 for IEEE1394 link chip I/F.
86	VSIO	-	Ground for I/O.
87	IANCO	O	Transmission information data output terminal for IEEE1394 link chip I/F.
88	IFULL	I	Data transmission hold request signal input terminal for IEEE1394 link chip I/F.
89	IEMPTY	I	High speed transmission request signal input terminal for IEEE1394 link chip I/F.
90	VDIO	-	+3.3V Power for I/O.
91	IFRM	O	Frame reference signal output terminal for IEEE1394 link chip I/F.
92	IOUTE	O	Enable signal output terminal for IEEE1394 link chip I/F.
93	IBCK	O	Data transmission clock output terminal for IEEE1394 link chip I/F.
94	VSC	-	Ground for CORE.
95	TESTI	I	TEST input terminal. It fixed to "H" potential.

	Pin Name	I/O	Functions
96	TESTI	I	TEST input terminal. It fixed to "L" potential.
97	TESTI	Ipu	TEST input terminal. It fixed to "H" potential.
98	TESTO	O	TEST output terminal. (open)
99	VDC	-	+2.5V Power for CORE.
100	TESTI	I	TEST input terminal. It fixed to "L" potential.
101	TESTI	I	TEST input terminal. It fixed to "L" potential.
102	TESTI	I	TEST input terminal. It fixed to "L" potential.
103	TESTI	I	TEST input terminal. It fixed to "L" potential.
104	TESTI	I	TEST input terminal. It fixed to "L" potential.
105	TESTI	I	TEST input terminal. It fixed to "L" potential.
106	VSIO	-	Ground for I/O.
107	TESTI	I	TEST input terminal. It fixed to "L" potential.
108	TESTI	I	TEST input terminal. It fixed to "L" potential.
109	TESTI	I	TEST input terminal. It fixed to "L" potential.
110	VDIO	-	+3.3V Power for I/O.
111	WAD0	I	External A/D data input terminal(LSB) for PSP physical disc mark detection.
112	WAD1	I	External A/D data input terminal for PSP physical disc mark detection.
113	WAD2	I	External A/D data input terminal for PSP physical disc mark detection.
114	WAD3	I	External A/D data input terminal for PSP physical disc mark detection.
115	VSIO	-	Ground for I/O.
116	VSC	-	Ground for CORE.
117	WAD4	I	External A/D data input terminal for PSP physical disc mark detection.
118	WAD5	I	External A/D data input terminal for PSP physical disc mark detection.
119	WAD6	I	External A/D data input terminal for PSP physical disc mark detection.
120	WAD7	I	External A/D data input terminal(MSB) for PSP physical disc mark detection.
121	VDC	-	+2.5V Powe for CORE.
122	TESTI	I	TEST input terminal. It fixed to "L" potential.
123	WCK	I	Operation clock for PSP physical disc mark detection.
124	WAV _{DD}	-	+2.5V Power. A/D Power supply for PSP physical disc mark detection.
125	WAV _{DD}	-	+2.5V Power. A/D Power supply for PSP physical disc mark detection.
126	WARFI	Ai	Analog RF signal input terminal for PSP physical disc mark detection.
127	WAV _{RB}	Ai	A/D bottom reference terminal for PSP physical disc mark detection.
128	WAV _{ss}	-	A/D Ground terminal for PSP physical disc mark detection.
129	WAV _{ss}	-	A/D Ground terminal for PSP physical disc mark detection.
130	VSIO	-	Ground for I/O.
131	DQ7	I/O	SDRAM data input/output terminal. (MSB)
132	DQ6	I/O	SDRAM data input/output terminal.
133	DQ5	I/O	SDRAM data input/output terminal.
134	DQ4	I/O	SDRAM data input/output terminal.
135	VDIO	-	+3.3V Power for I/O.
136	DQ3	I/O	SDRAM data input/output terminal.
137	DQ2	I/O	SDRAM data input/output terminal.
138	DQ1	I/O	SDRAM data input/output terminal.
139	DQ0	I/O	SDRAM data input/output terminal. (LSB)
140	VSIO	-	Ground for I/O.
141	DCLK	O	Clock output terminal for SDRAM.
142	DCKE	O	Clock enable output terminal for SDRAM.
143	XWE	O	Write enable output terminal for SDRAM.
144	XCAS	O	Colomn address strobe output terminal for SDRAM.
145	XRAS	O	Row address strobe output terminal for SDRAM.
146	VDIO	-	+3.3V Power for I/O.
147	TESTO	O	Output terminal for TEST. (open)

	Pin Name	I/O	Functions
148	A11	O	Address output terminal for SDRAM. (MSB)
149	A10	O	Address output terminal for SDRAM.
150	VSC	-	Ground for CORE.
151	A9	O	Address output terminal for SDRAM.
152	A8	O	Address output terminal for SDRAM.
153	VDC	-	+2.5V Power for CORE.
154	A7	O	Address output terminal for SDRAM.
155	A6	O	Address output terminal for SDRAM.
156	A5	O	Address output terminal for SDRAM.
157	A4	O	Address output terminal for SDRAM.
158	VSIO	-	Ground for I/O.
159	A3	O	Address output terminal for SDRAM.
160	A2	O	Address output terminal for SDRAM.
161	A1	O	Address output terminal for SDRAM.
162	A0	O	Address output terminal for SDRAM. (LSB)
163	VDIO	-	+3.3V Power for I/O.
164	XSRQ	O	Output terminal of the Data Request signal inputted a front-end processor.
165	XSHD	I	Input terminal of the header Flag outputted from a front-end processor.
166	SDCK	I	Input terminal of the data conveyance Clock outputted from a front-end processor.
167	XASK	I	Input terminal of the data valid Flag outputted from a front-end processor.
168	SDEF	I	Input terminal of the error Flag outputted from a front-end processor.
169	SD0	I	Input terminal of the stream Data outputted from a front-end processor.
170	SD1	I	Input terminal of the stream Data outputted from a front-end processor.
171	SD2	I	Input terminal of the stream Data outputted from a front-end processor.
172	SD3	I	Input terminal of the stream Data outputted from a front-end processor.
173	SD4	I	Input terminal of the stream Data outputted from a front-end processor.
174	SD5	I	Input terminal of the stream Data outputted from a front-end processor.
175	SD6	I	Input terminal of the stream Data outputted from a front-end processor.
176	SD7	I	Input terminal of the stream Data outputted from a front-end processor.

Ipu: Pull-up input Ipd: Pull-down input Ai: Analog input

PCM1791ADBR (AU: IC501~504)



PCM1791 Terminal Function

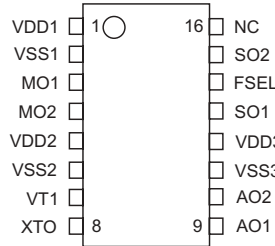
Pin No.	Pin Name	I/O	DESCRIPTIONS
1	LRCK	I	Left and right clock (fs) input for normal operation. WDCK clock input in external DF mode. Connected to GND in DSD mode*
2	BCK	I	Bit clock input. Connected GND for DSD mode*
3	DATA	I	Serial audio data input for normal operation. L-channel audio data input for external DF and DSD modes*
4	MUTE	I	Analog output mute control for normal operation. R-channel audio data input for external DF and DSD modes*
5	SCKI	I	System Clock Input. BCK (64fs) clock input for DSD mode*
6	RST	I	Reset*
7	VDD	—	Digital power supply, +3.3 V
8	DGND	—	Digital ground
9	AGNDF	—	Analog ground (DACFF)
10	VCCR	—	Analog power supply (R-channel DAC), +5.0 V
11	AGNDR	—	Analog ground (R-channel DAC)
12	VOUTR-	O	R-channel analog voltage output-
13	VOUTR+	O	R-channel analog voltage output+
14	VCOM	—	Internal bias de-coupling pin
15	VCC	—	Analog power supply (internal bias), +5.0 V
16	AGNDC	—	Analog ground (internal bias)
17	VOUTL+	O	L-channel analog voltage output+
18	VOUTL-	O	L-channel analog voltage output-
19	AGNDL	—	Analog ground (L-channel DAC)
20	VCCL	—	Analog power supply (L-channel DAC), +5.0 V
21	VCCF	—	Analog power supply (DACFF), +5.0 V
22	ZEROR	O	Zero flag for R-channel
23	ZEROL	O	Zero flag for L-channel
24	RSV	—	Reserved pin. It must be open.
25	MDO	O	Serial data output for function control register**
26	MDI	I	Serial data input for function control register*
27	MC	I	Shift clock for function control register*
28	MS	I	Mode control chip select and latch signal*

* Schmitt trigger input, 5V tolerant.

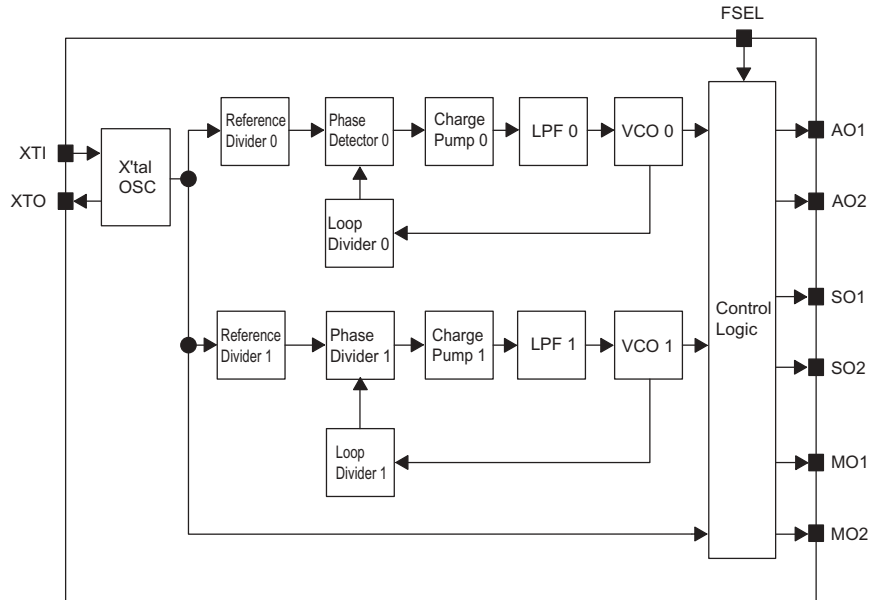
** Tristate output.

SM8707EV (MA: IC154)

Top View



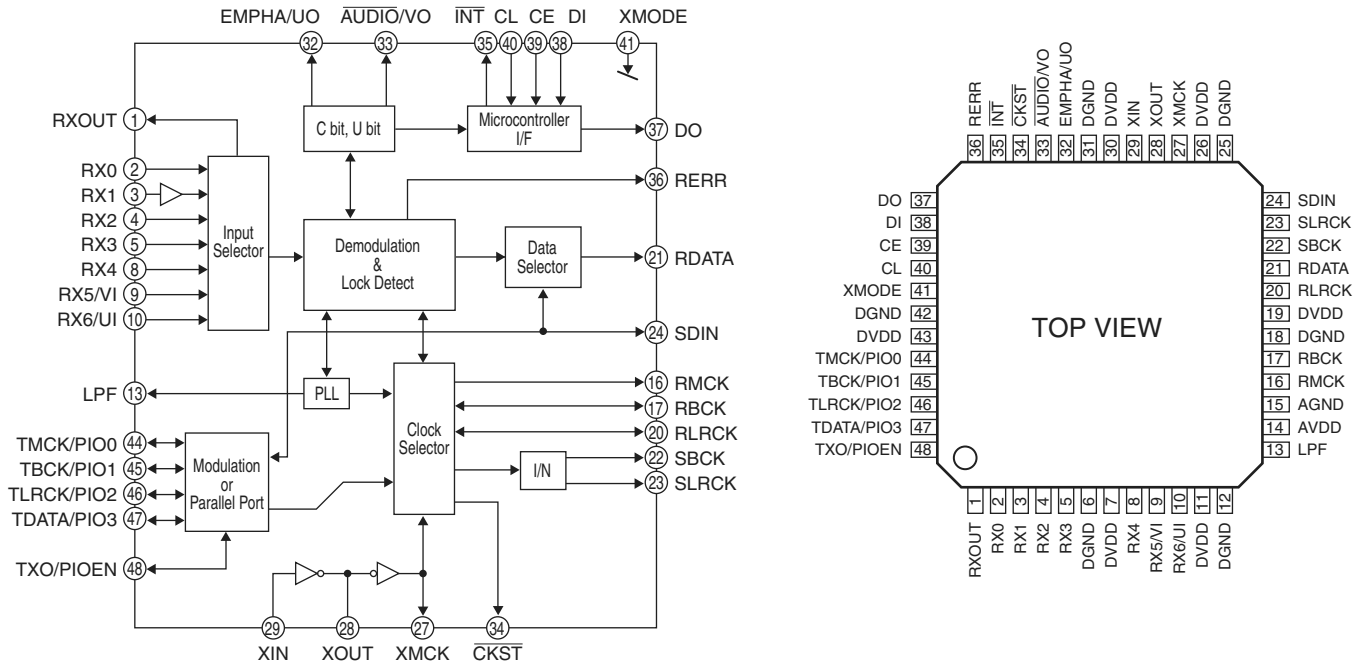
Block Diagram



Functions

Number	Name	I/O	Description
1	VDD1	-	Supply 1 for digital block
2	VSS1	-	Ground 1 for digital block
3	MO1	O	Video system output 1 (27MHz fixed)
4	MO2	O	Video system output 2 (27MHz fixed)
5	VDD2	-	Supply 2 for analog block
6	VSS2	-	Ground 2 for analog block
7	XTI	I	Crystal oscillator connection or external clock input
8	XTO	O	Crystal oscillator connection
9	AO1	O	<SM8707D> Audio system output 1 (384fs/768fs output) FSEL = LOW, fs = 48kHz: 768fs FSEL = HIGH, fs = 44.1kHz: 384fs <SM8707E> Audio system output 1 (512fs output)
10	AO2	O	Audio system output 1 (512fs output)
11	VSS3	-	Ground 3 for digital block
12	VDD3	-	Supply 1 for digital block
13	SO1	O	<SM8707D> Signal processor system output 1 (16.9344MHz fixed) <SM8707E> Signal processor system output 1 (33.8688MHz fixed)
14	FSEL	I	<SM8707D> Sampling frequency select FSEL = LOW : fs = 48kHz FSEL = HIGH : fs = 44.1kHz (with internal pull-up resistor, Schmitt-trigger input) <SM8707E> Sampling frequency select FSEL = LOW : fs = 48kHz FSEL = HIGH : fs = 44.1kHz (with internal pull-up resistor, Schmitt-trigger input)
15	SO2	O	Signal processor system output 2 (33.8688MHz fixed)
16	NC	-	No connection (leave pin open circuit or connect to VDD)

LC89057W (AU: IC105)



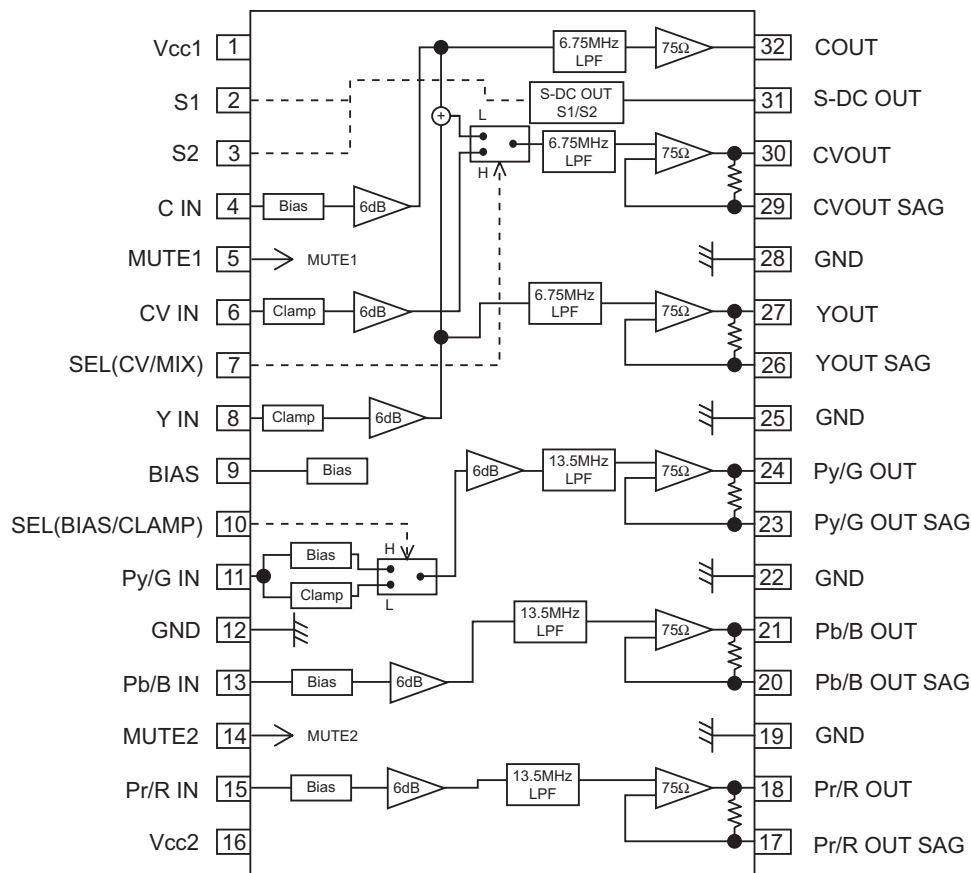
LC89057W Terminal Function

Pin No.	Pin Name	I/O	Function
1	RXOUT	O	Input bi-phase select data output terminal
2	RX0	I	TTL compatible digital data input terminal
3	RX1	I	Coaxial compatible amp built-in digital data input terminal
4	RX2	I	TTL compatible digital data input terminal
5	RX3	I	TTL compatible digital data input terminal
6	DGND	—	Digital GND
7	DVDD	—	Digital power
8	RX4	I	TTL compatible digital data input terminal
9	RX5/VI	I	TTL compatible digital data/Validity flag input terminal for modulation
10	RX6/UI	I	TTL compatible digital data/User data input terminal for modulation
11	DVDD	—	Digital power for PLL
12	DGND	—	Digital GND for PLL
13	LPF	O	PLL loop filter connecting terminal
14	AVDD	—	Analog power for PLL
15	AGND	—	Analog GND for PLL
16	RMCK	O	RMCK clock output terminal (256fs, 512fs, XIN, VCO)
17	RBCK	O/I	RBCK clock in/output terminal (64fs)
18	DGND	—	Digital GND
19	DVDD	—	Digital power
20	RLRCK	O/I	RLRCK clock in/output terminal (fs)
21	RDATA	O	Serial audio data output terminal
22	SBCK	O	SBCK clock output terminal (32fs, 64fs, 128fs)
23	SLRCK	O	SLRCK clock output terminal (fs/2, fs, 2fs)
24	SDIN	I	Serial audio data input terminal
25	DGND	—	Digital GND
26	DVDD	—	Digital power
27	XMCK	O	Osc. amp output terminal

Pin No.	Pin Name	I/O	Function
28	XOUT	O	X'tal osc. connecting output terminal
29	XIN	I	X'tal osc. connection, external clock input terminal (24.576MHz or 12.288MHz)
30	DVDD	—	Digital power
31	DGND	—	Digital GND
32	EMPHA/UO	I/O	Emphasis information/U-data output/Chip address setting terminal
33	AUDIO/VO	I/O	Non-PCM detect/V-flag output/ Chip address setting terminal
34	CKST	I/O	Clock switch transition period output/Demodulation master or slave function switching terminal
35	INT	I/O	Interrupt output for μ com (Interrupt factor selectable)/Modulation or general I/O switching terminal
36	RERR	O	PLL lock error, data error flag output
37	DO	O	μ com I/F, read out data output terminal (3-state)
38	DI	I	μ com I/F, write data input terminal
39	CE	I	μ com I/F, chip enable input terminal
40	CL	I	μ com I/F, clock input terminal
41	XMODE	I	System reset input terminal
42	DGND	—	Digital GND
43	DVDD	—	Digital power
44	TMCK/PIO0	I/O	256fs system clock input for modulation/General I/O in/output terminal
45	TBCK/PIO1	I/O	64fs bit clock input for modulation/General I/O in/output terminal
46	TLRCK/PIO2	I/O	fs clock input for modulation/General I/O in/output terminal
47	TDATA/PIO3	I/O	Serial audio data input for modulation/General I/O in/output terminal
48	TXO/PIOEN	O/I	Modulation data output/ General I/O enable input terminal

* For latch-up countermeasure, perform each power supply ON/OFF in the same timing.

BH7868FS (MA: IC505)



ADV7320 (MA: IC501, 550)

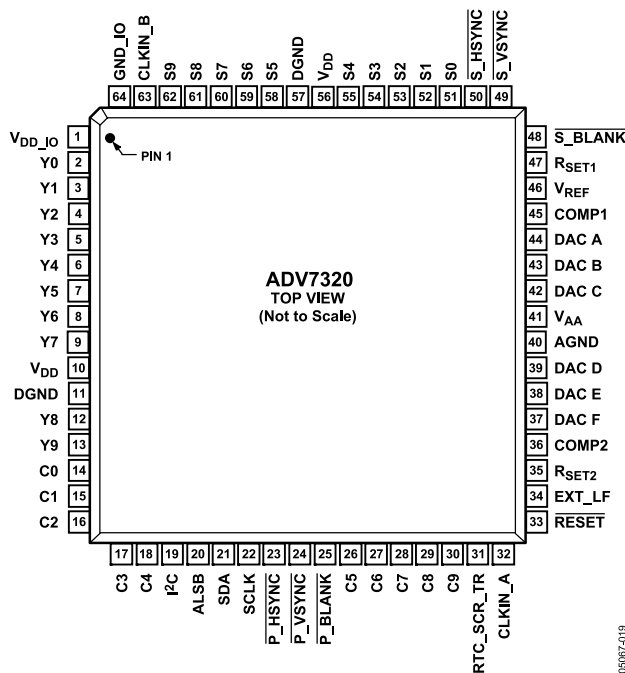


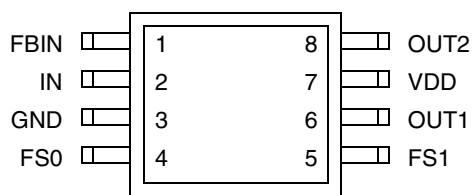
Table 6. Pin Function Descriptions

Pin No.	Mnemonic	Input/Output	Description
11, 57	DGND	G	Digital Ground.
40	AGND	G	Analog Ground.
32	CLKIN_A	I	Pixel Clock Input for HD (74.25 MHz Only, PS Only (27 MHz), SD Only (27 MHz).
63	CLKIN_B	I	Pixel Clock Input. Requires a 27 MHz reference clock for progressive scan mode or a 74.25 MHz (74.1758 MHz) reference clock in HDTV mode. This clock is only used in dual modes.
45, 36	COMP1, COMP2	O	Compensation Pin for DACs. Connect 0.1 μF capacitor from COMP pin to V _{AA} .
44	DAC A	O	CVBS/Green/Y/Y Analog Output.
43	DAC B	O	Chroma/Blue/U/Pb Analog Output.
42	DAC C	O	Luma/Red/V/Pr Analog Output.
39	DAC D	O	In SD Only Mode: CVBS/Green/Y Analog Output; in HD Only Mode and Simultaneous HD/SD Mode: Y/Green [HD] Analog Output.
38	DAC E	O	In SD Only Mode: Luma/Blue/U Analog Output; in HD Only Mode and Simultaneous HD/SD Mode: Pr/Red Analog Output.
37	DAC F	O	In SD Only Mode: Chroma/Red/V Analog Output; in HD Only Mode and Simultaneous HD/SD Mode: Pb/Blue [HD] Analog Output.
23	P_HSYNC	I	Video Horizontal Sync Control Signal for HD in Simultaneous SD/HD Mode and HD Only Mode.
24	P_VSYNC	I	Video Vertical Sync Control Signal for HD in Simultaneous SD/HD Mode and HD Only Mode.
25	P_BLANK	I	Video Blanking Control Signal for HD in Simultaneous SD/HD Mode and HD Only Mode.
48	S_BLANK	I/O	Video Blanking Control Signal for SD Only.
49	S_VSYNC	I/O	Video Vertical Sync Control Signal for SD Only.
50	S_HSYNC	I/O	Video Horizontal Sync Control Signal for SD Only.
13,12, 9...2	Y9 to Y0	I	SD or Progressive Scan/HDTV Input Port for Y Data. Input port for interleaved progressive scan data. The LSB is set up on Pin Y0. For 8-bit data input, LSB is set up on Y2.
30...26, 18...14	C9 to C0	I	Progressive Scan/HDTV Input Port 4:4:4 Input Mode. This port is used for the Cb[Blue/U] data. The LSB is set up on Pin C0. For 8-bit data input, LSB is set up on C2.

Pin No.	Mnemonic	Input/Output	Description
62-58 55-51 33	S9 to S0 <u>RESET</u>	I	SD or Progressive Scan/HDTV Input Port for Cr[Red/V] Data in 4:4:4 Input Mode. LSB is set up on Pin S0. For 8-bit data input, LSB is set up on S2. This input resets the on-chip timing generator and sets the ADV7320 into default register setting. RESET is an active low signal.
47, 35	R _{SET1} , R _{SET2}	I	A 3040 resistor must be connected from this pin to AGND and is used to control the amplitudes of the DAC outputs.
22	SCLK	I	I ² C Port Serial Interface Clock Input.
21	SDA	I/O	I ² C Port Serial Data Input/Output.
20	ALSB	I	TTL Address Input. This signal sets up the LSB of the I ² C address. When this pin is tied low, the I ² C filter is activated, which reduces noise on the I ² C interface.
1	V _{DD_IO}	P	Power Supply for Digital Inputs and Outputs.
10, 56	V _{DD}	P	Digital Power Supply.
41	V _{AA}	P	Analog Power Supply.
46	V _{REF}	I/O	Optional External Voltage Reference Input for DACs or Voltage Reference Output (1.235 V).
34	EXT_LF	I	External Loop Filter for the Internal PLL.
31	RTC_SCR_TR	I	Multifunctional Input. Real-time control (RTC) input, timing reset input, subcarrier reset input.
19	I ² C	I	This input pin must be tied high (V _{DD_IO}) for the ADV7320 to interface over the I ² C port.
64	GND_IO		Digital Input/Output Ground.

CY2302 (AU: IC102)

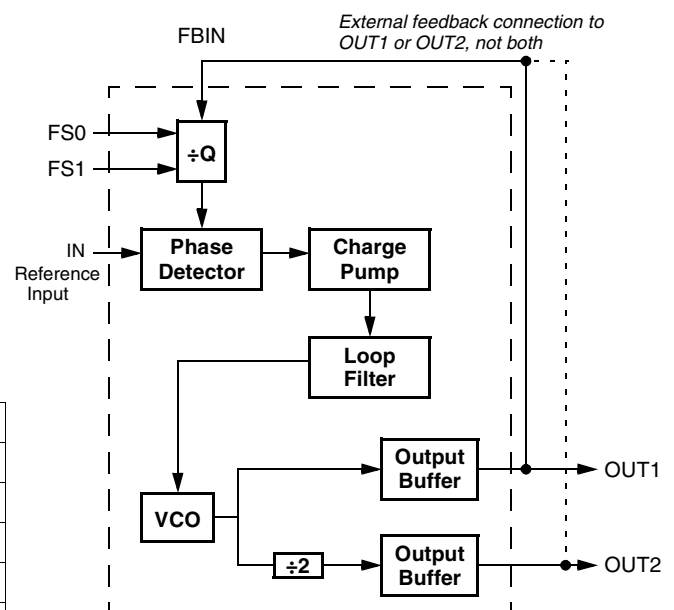
Pin Configuration



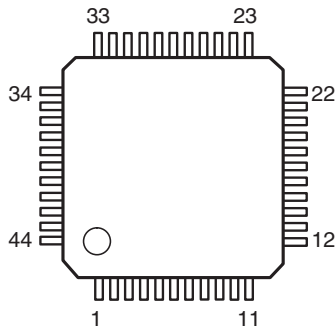
Configuration Options

FBIN	FS0	FS1	OUT1	OUT2
OUT1	0	0	2 X REF	REF
OUT1	1	0	4 X REF	2 X REF
OUT1	0	1	REF	REF/2
OUT1	1	1	8 X REF	4 X REF
OUT2	0	0	4 X REF	2 X REF
OUT2	1	0	8 X REF	4 X REF
OUT2	0	1	2 X REF	REF
OUT2	1	1	16 X REF	8 X REF

Block Diagram

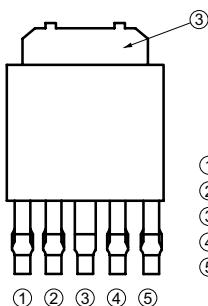


AK4101AVQ (AU: IC104)



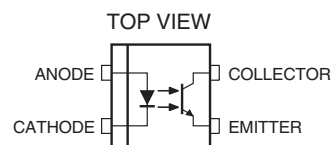
AK4101VQ Terminal Function

Pin No.	Pin Name	I/O	Function
1	PDN	I	Power down and reset pin
2	MCLK	I	Master clock input pin
3	SDTI1	I	Audio serial data input 1 pin
4	SDTI2	I	Audio serial data input 2 pin
5	SDTI3	I	Audio serial data input 3 pin
6	SDTI4	I	Audio serial data input 4 pin
7	VDD	—	Power pin, 4.75V ~ 5.25V
8	VSS	—	Ground pin
9	BICK	I/O	Audio serial data clock in/out pin
10	LRCK	I/O	In/out channel clock pin
11	FS0	I	Sampling frequency select 0 pin (sync. mode)
	CSN	I	Host I/F chip select pin (async. mode)
	AKMODE	I	AK4112A mode pin (audio rooting mode)
12	FS1	I	Sampling frequency select 1 pin (sync. mode)
	CDTI	I	Host I/F data input pin (async. mode)
13	FS2	I	Sampling frequency select 2 pin (sync. mode)
	CCLK	I	Host I/F bit clock input pin (async. mode)
14	FS3	I	Sampling frequency select 3 pin (sync. mode)
	CDTO	O	Host I/F data output pin (async. mode)
15	C1	I	CH1 status bit input pin
16	C2	I	CH2 status bit input pin
17	C3	I	CH3 status bit input pin
18	C4	I	CH4 status bit input pin
19	ANS	I	Async./Sync. mode select pin
20	BLS	I/O	Block start in/out pin
21	CKS0	I	Clock mode select 0 pin
22	VSS	—	Ground pin
23	CKS1	I	Clock mode select 1 pin
24	TXN4	O	CH4 differential inverted output pin
25	TXP4	O	CH4 differential non-inverted output pin
26	TXN3	O	CH3 differential inverted output pin
27	TXP3	O	CH3 differential non-inverted output pin
28	VDD	—	Power pin, 4.75V ~ 5.25V
29	VSS	—	Ground pin
30	TXN2	O	CH2 differential inverted output pin
31	TXP2	O	CH2 differential non-inverted output pin
32	TXN1	O	CH1 differential inverted output pin
33	TXP1	O	CH1 differential non-inverted output pin
34	DIF0	I	Audio serial I/F select 0 pin
35	VDD	—	Power pin, 4.75V ~ 5.25V
36	DIF1	I	Audio serial I/F select 1 pin
37	DIF2	I	Audio serial I/F select 2 pin
38	U1	I	CH1 user data bit input pin
39	U2	I	CH2 user data bit input pin
40	U3	I	CH3 user data bit input pin
41	U4	I	CH4 user data bit input pin
42	V12	I	CH1&2 validity bit input pin
43	V34	I	CH3&4 validity bit input pin
44	TRANS	I	Audio rooting mode pin (sync. mode)

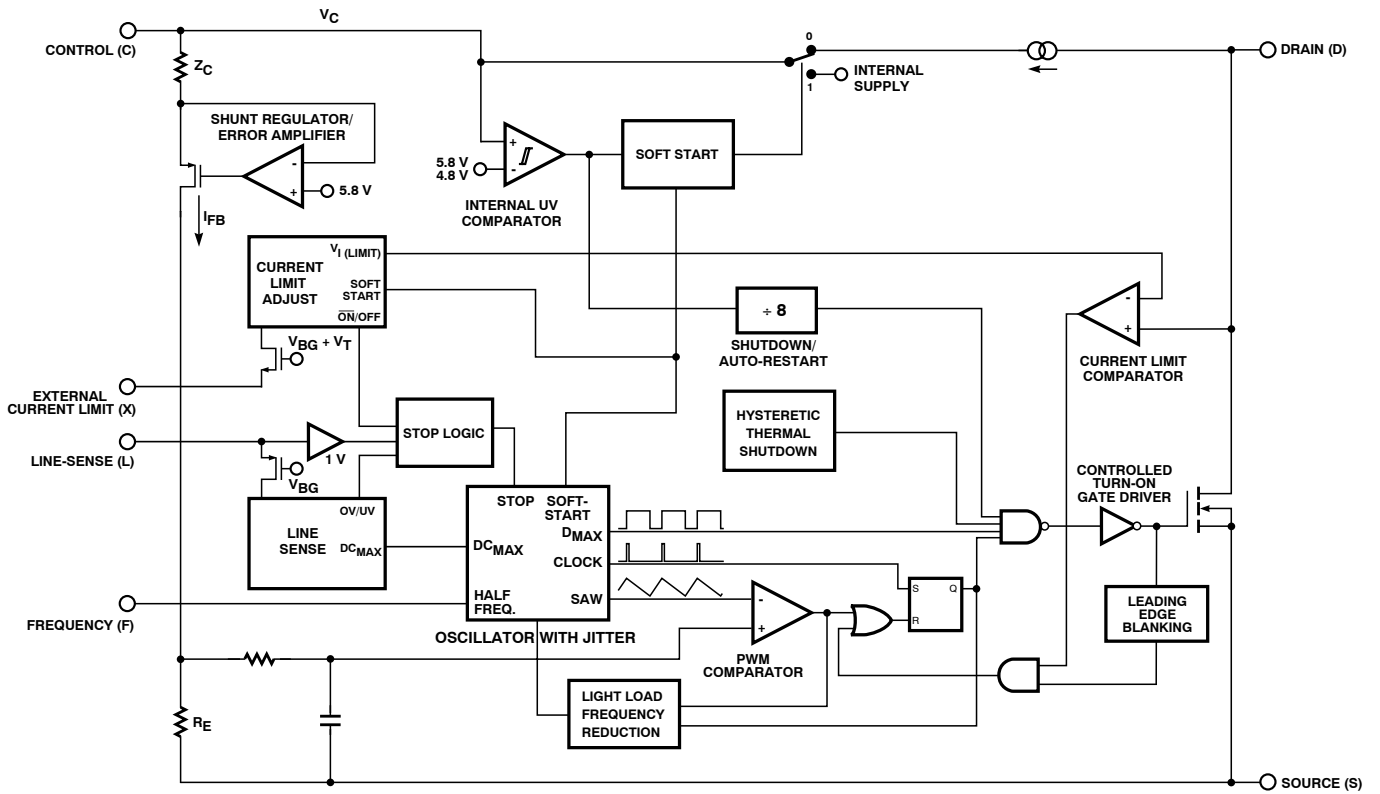
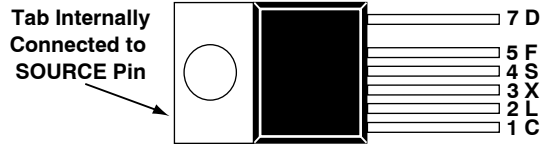
PQ012FZ01ZP (MA: IC102)
(AU: IC305)

- ① DC input (V_{IN})
- ② Bias input (V_B)
- ③ DC output (V_O)
- ④ ON/OFF input (V_C)
- ⑤ GND

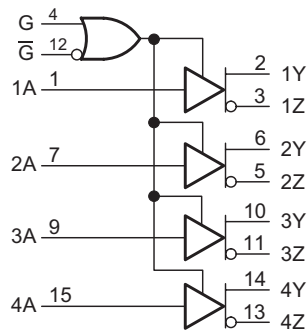
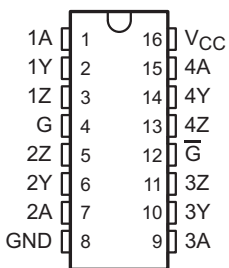
PC123 (PD: IC906)



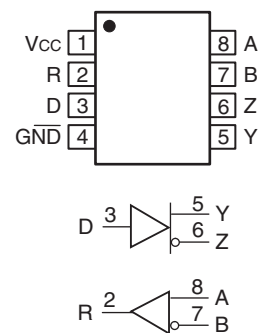
TOP245Y (PD: IC901)



SN65LVDS31PW (AU: IC107)

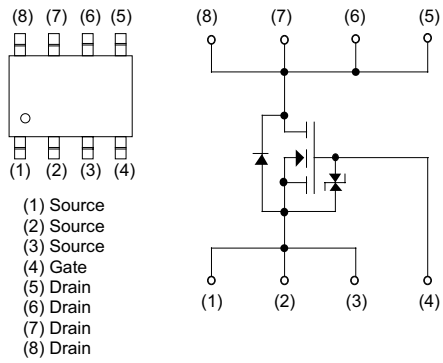


SN65LVDS179DGK (AU: IC108)

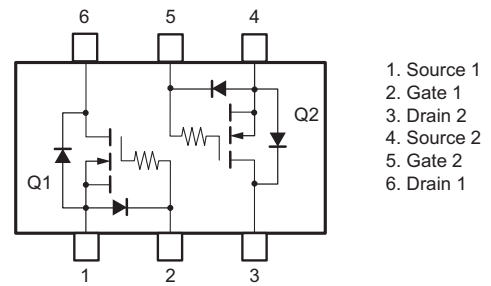


2. TRANSISTORS

RSS100N03TB (PD: TR910)

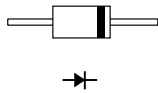


HN1K02FU (DI: TR803)



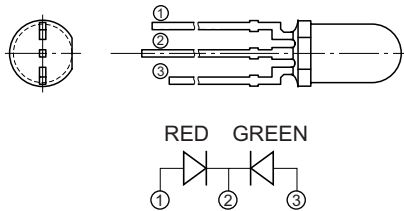
3. DIODE

RL10Z (PD: D913)



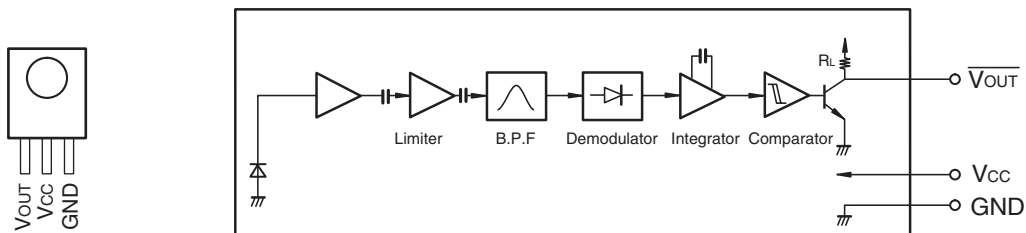
4. LED

SML1216W (PD: LD103)

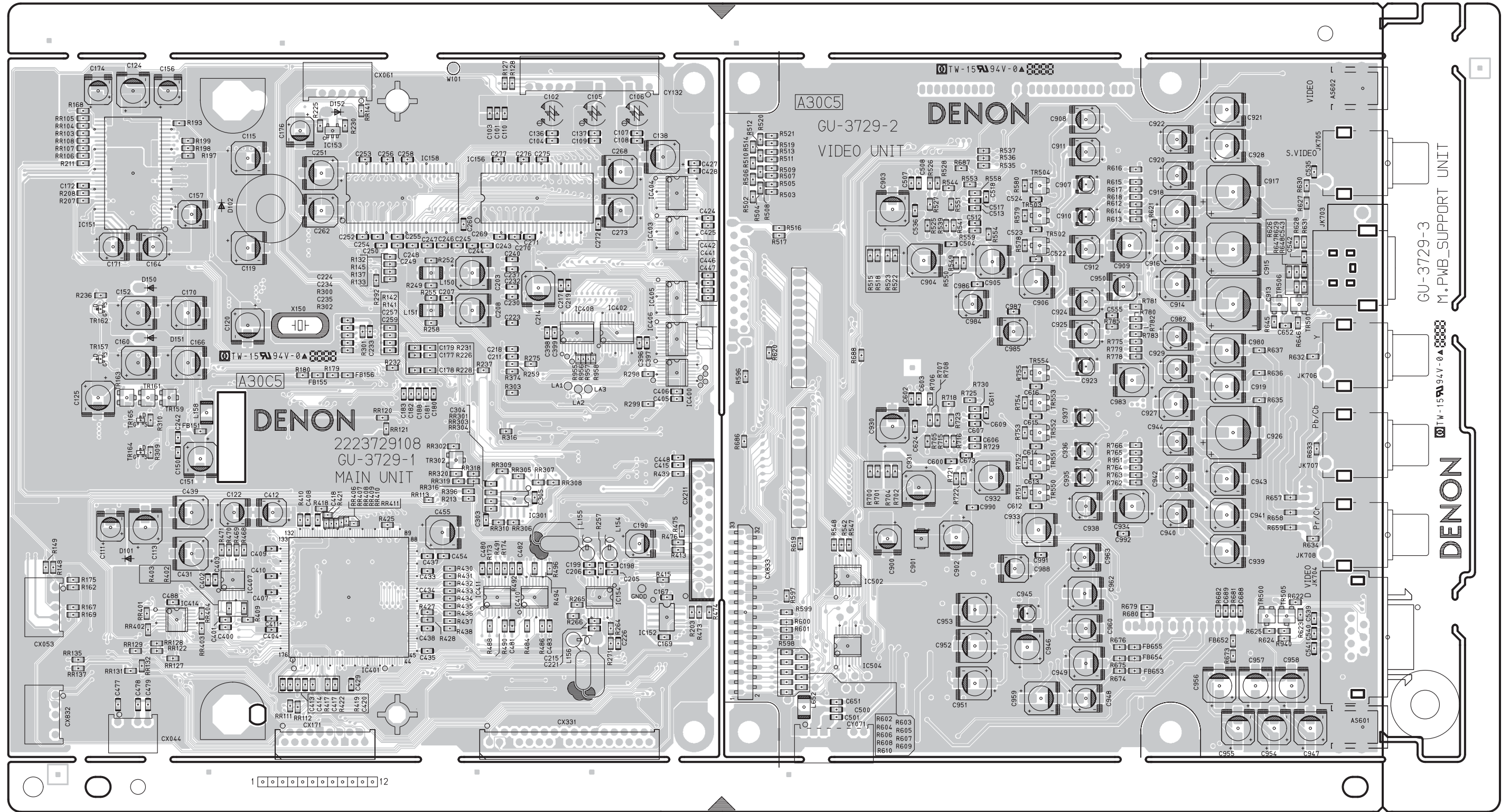


5. OTHERS

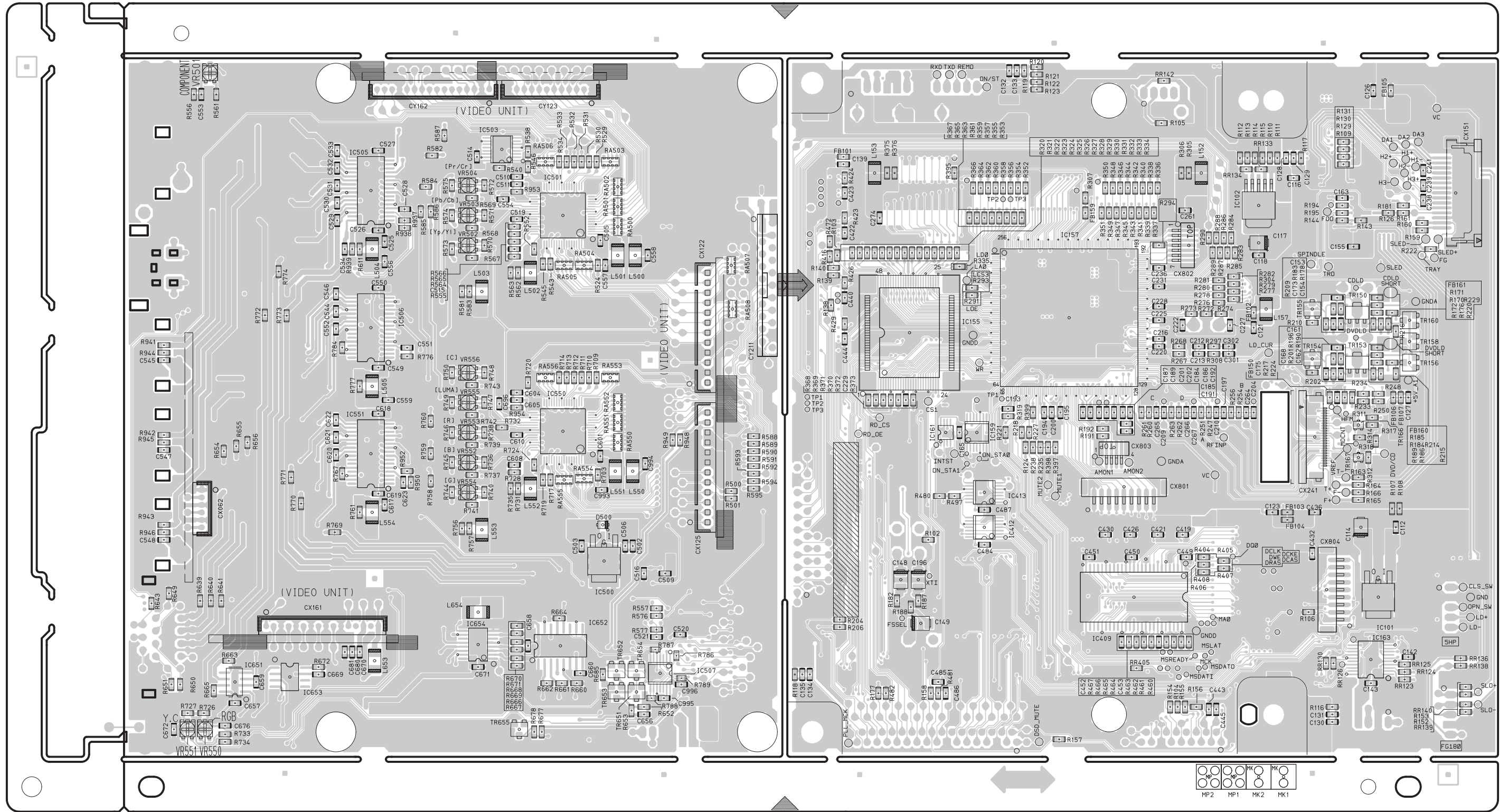
GP1UE271XKVF (Remote Control Sensor) (PD: IC102)



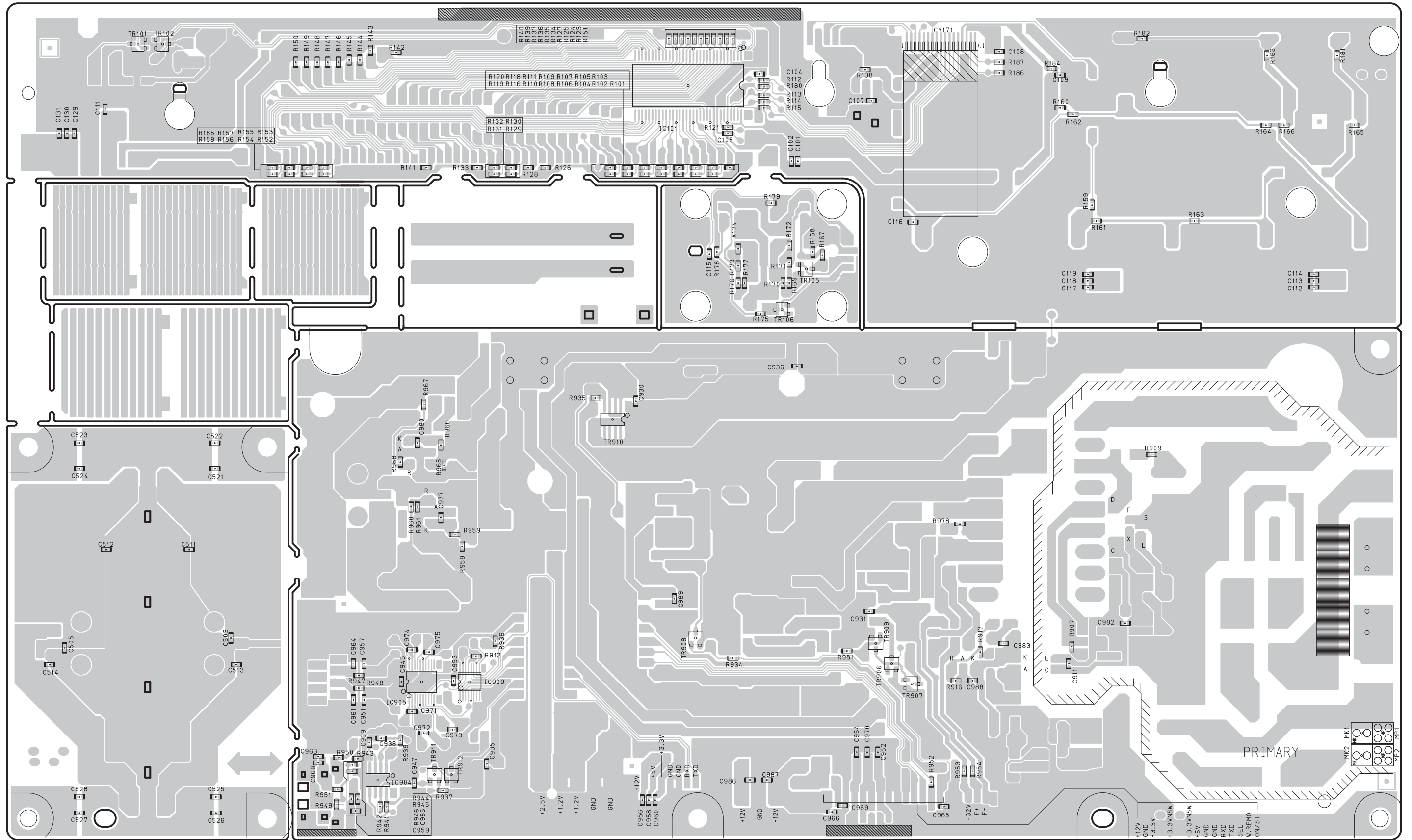
PRINTED WIRING BOARDS
GU-3729 MAIN/A. VIDEO P.W.B. UNIT



COMPONENT SIDE

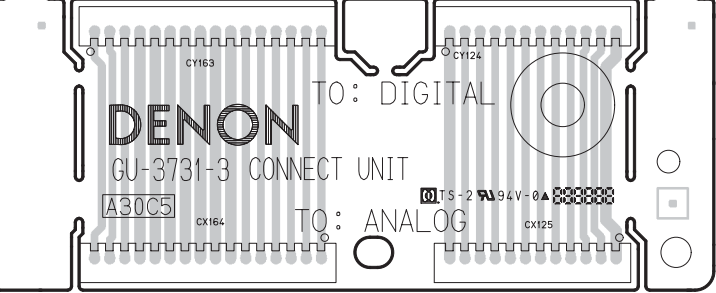
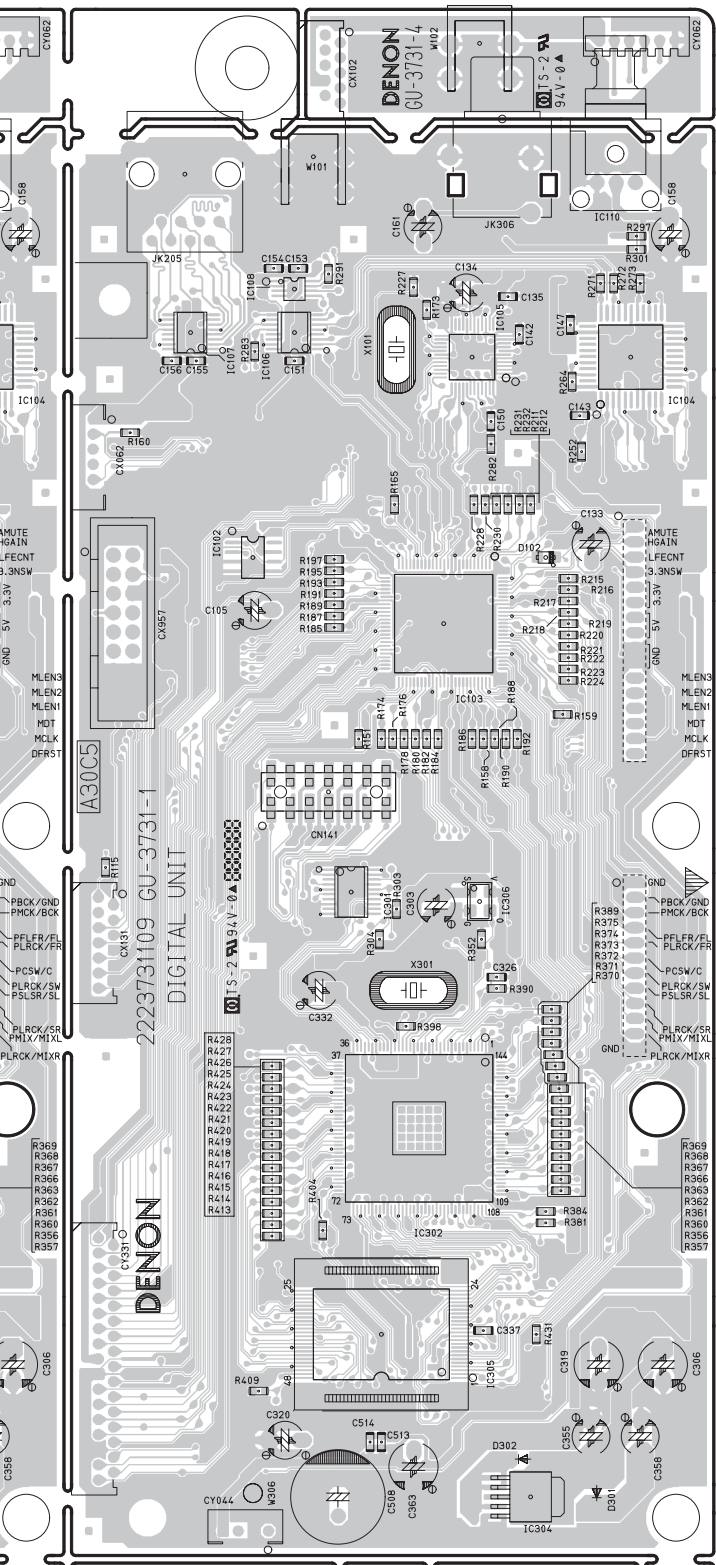
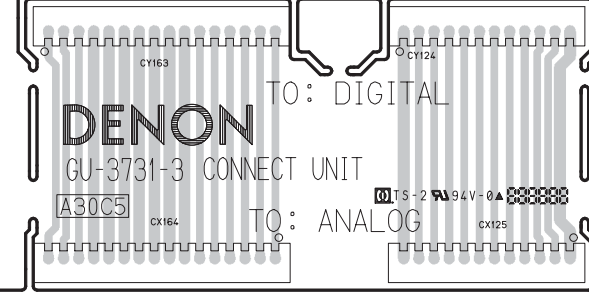
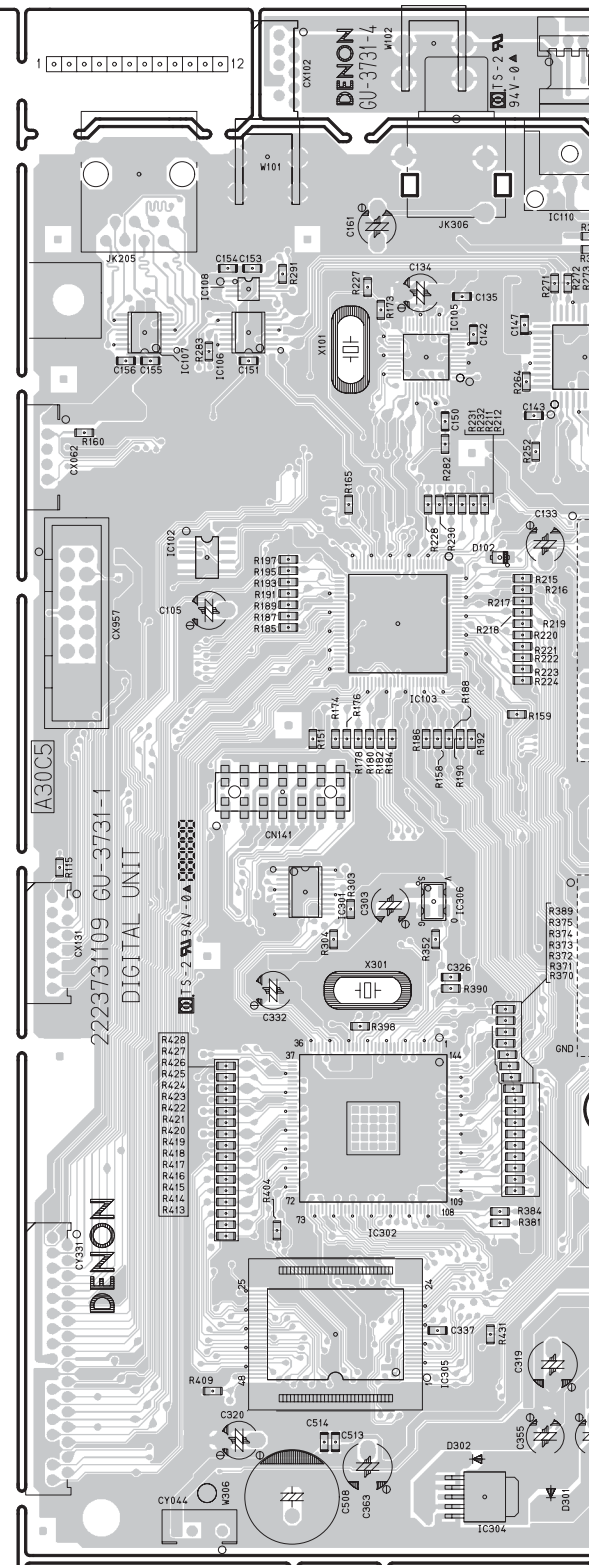




FOIL SIDE




FOIL SIDE

GU-3731 AUDIO P.W.B. UNIT

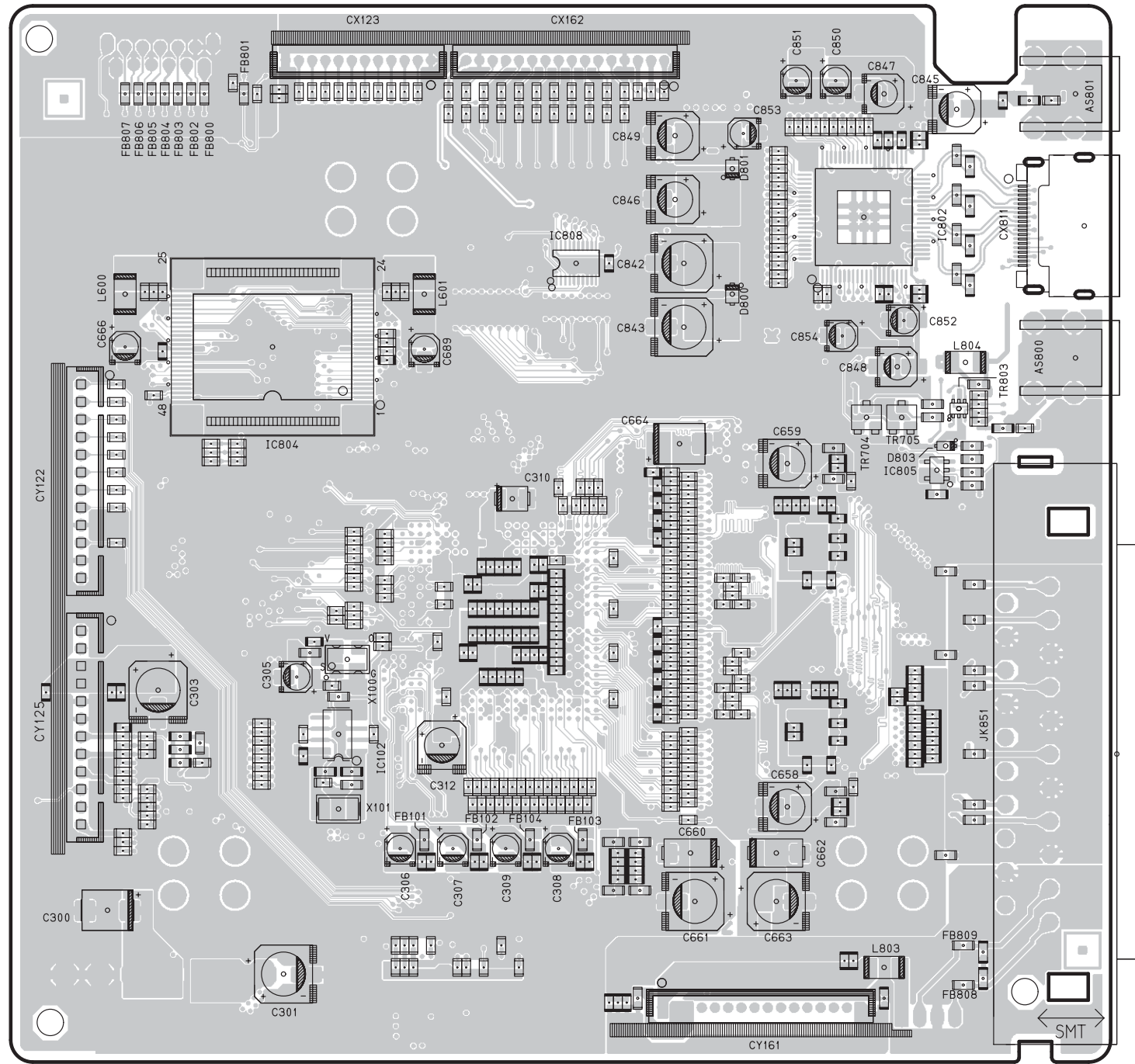


COMPONENT SIDE



FOIL SIDE

R809	R808	R807	R806	R805	R804	R803	R802	R801	R800
R799	R798	R797	R796	R795	R794	R793	R792	R791	R790
R789	R788	R787	R786	R785	R784	R783	R782	R781	R780
R779	R778	R777	R776	R775	R774	R773	R772	R771	R770
R769	R768	R767	R766	R765	R764	R763	R762	R761	R760
R759	R758	R757	R756	R755	R754	R753	R752	R751	R750
R749	R748	R747	R746	R745	R744	R743	R742	R741	R740
R739	R738	R737	R736	R735	R734	R733	R732	R731	R730
R729	R728	R727	R726	R725	R724	R723	R722	R721	R720
R719	R718	R717	R716	R715	R714	R713	R712	R711	R710
R709	R708	R707	R706	R705	R704	R703	R702	R701	R700
R699	R698	R697	R696	R695	R694	R693	R692	R691	R690
R689	R688	R687	R686	R685	R684	R683	R682	R681	R680
R679	R678	R677	R676	R675	R674	R673	R672	R671	R670
R669	R668	R667	R666	R665	R664	R663	R662	R661	R660
R659	R658	R657	R656	R655	R654	R653	R652	R651	R650
R649	R648	R647	R646	R645	R644	R643	R642	R641	R640
R639	R638	R637	R636	R635	R634	R633	R632	R631	R630
R629	R628	R627	R626	R625	R624	R623	R622	R621	R620
R619	R618	R617	R616	R615	R614	R613	R612	R611	R610
R609	R608	R607	R606	R605	R604	R603	R602	R601	R600
R599	R598	R597	R596	R595	R594	R593	R592	R591	R590
R589	R588	R587	R586	R585	R584	R583	R582	R581	R580
R579	R578	R577	R576	R575	R574	R573	R572	R571	R570
R569	R568	R567	R566	R565	R564	R563	R562	R561	R560
R559	R558	R557	R556	R555	R554	R553	R552	R551	R550
R549	R548	R547	R546	R545	R544	R543	R542	R541	R540
R539	R538	R537	R536	R535	R534	R533	R532	R531	R530
R529	R528	R527	R526	R525	R524	R523	R522	R521	R520
R519	R518	R517	R516	R515	R514	R513	R512	R511	R510
R509	R508	R507	R506	R505	R504	R503	R502	R501	R500
R499	R498	R497	R496	R495	R494	R493	R492	R491	R490
R489	R488	R487	R486	R485	R484	R483	R482	R481	R480
R479	R478	R477	R476	R475	R474	R473	R472	R471	R470
R469	R468	R467	R466	R465	R464	R463	R462	R461	R460
R459	R458	R457	R456	R455	R454	R453	R452	R451	R450
R449	R448	R447	R446	R445	R444	R443	R442	R441	R440
R439	R438	R437	R436	R435	R434	R433	R432	R431	R430
R429	R428	R427	R426	R425	R424	R423	R422	R421	R420
R419	R418	R417	R416	R415	R414	R413	R412	R411	R410
R409	R408	R407	R406	R405	R404	R403	R402	R401	R400
R399	R398	R397	R396	R395	R394	R393	R392	R391	R390
R389	R388	R387	R386	R385	R384	R383	R382	R381	R380
R379	R378	R377	R376	R375	R374	R373	R372	R371	R370
R369	R368	R367	R366	R365	R364	R363	R362	R361	R360
R359	R358	R357	R356	R355	R354	R353	R352	R351	R350
R349	R348	R347	R346	R345	R344	R343	R342	R341	R340
R339	R338	R337	R336	R335	R334	R333	R332	R331	R330
R329	R328	R327	R326	R325	R324	R323	R322	R321	R320
R319	R318	R317	R316	R315	R314	R313	R312	R311	R310
R309	R308	R307	R306	R305	R304	R303	R302	R301	R300
R299	R298	R297	R296	R295	R294	R293	R292	R291	R290
R289	R288	R287	R286	R285	R284	R283	R282	R281	R280
R279	R278	R277	R276	R275	R274	R273	R272	R271	R270
R269	R268	R267	R266	R265	R264	R263	R262	R261	R260
R259	R258	R257	R256	R255	R254	R253	R252	R251	R250
R249	R248	R247	R246	R245	R244	R243	R242	R241	R240
R239	R238	R237	R236	R235	R234	R233	R232	R231	R230
R229	R228	R227	R226	R225	R224	R223	R222	R221	R220
R219	R218	R217	R216	R215	R214	R213	R212	R211	R210
R209	R208	R207	R206	R205	R204	R203	R202	R201	R200
R199	R198	R197	R196	R195	R194	R193	R192	R191	R190
R189	R188	R187	R186	R185	R184	R183	R182	R181	R180
R179	R178	R177	R176	R175	R174	R173	R172	R171	R170
R169	R168	R167	R166	R165	R164	R163	R162	R161	R160
R159	R158	R157	R156	R155	R154	R153	R152	R151	R150
R149	R148	R147	R146	R145	R144	R143	R142	R141	R140
R139	R138	R137	R136	R135	R134	R133	R132	R131	R130
R129	R128	R127	R126	R125	R124	R123	R122	R121	R120
R119	R118	R117	R116	R115	R114	R113	R112	R111	R110
R109	R108	R107	R106	R105	R104	R103	R102	R101	R100
R99	R98	R97	R96	R95	R94	R93	R92	R91	R90
R89	R88	R87	R86	R85	R84	R83	R82	R81	R80
R79	R78	R77	R76	R75	R74	R73	R72	R71	R70
R69	R68	R67	R66	R65	R64	R63	R62	R61	R60
R59	R58	R57	R56	R55	R54	R53	R52	R51	R50
R49	R48	R47	R46	R45	R44	R43	R42	R41	R40
R39	R38	R37	R36	R35	R34	R33	R32	R31	R30
R29	R28	R27	R26	R25	R24	R23	R22	R21	R20
R19	R18	R17	R16	R15	R14	R13	R12	R11	R10
R9	R8	R7	R6	R5	R4	R3	R2	R1	R0



NOTE FOR PARTS LIST

- Part indicated with the mark "nsp" are not always in stock and possibly to take a long period of time for supplying, or in some case supplying of part may be refused.
- When ordering of part, clearly indicate "1" and "I" (i) to avoid mis-supplying.
- Ordering part without stating its part number can not be supplied.
- Part indicated with the mark "★" is not illustrated in the exploded view.
- Not including General-purpose Carbon Film Resistor in the P.W.Board parts list. (Refer to the Schematic Diagram for those parts.)
- Not including General-purpose Carbon Chip Resistor in the P.W.Board parts list. (Refer to the Schematic Diagram for those parts.)

WARNING:

Parts marked with this symbol \triangle have critical characteristics. Use ONLY replacement parts recommended by the manufacturer.

● **Resistors**

Ex.: RN 14K 2E 182 G FR

Type	Shape and performance	Power	Resistance	Allowable error	Others
RD : Carbon RC : Composition RS : Metal oxide film RW : Winding RN : Metal film RK : Metal mixture	2B : 1/8W 2E : 1/4W 2H : 1/2W 3A : 1W 3D : 2W 3F : 3W 3H : 5W	F : ±1% G : ±2% J : ±5% K : ±10% M : ±20%	P : Pulse-resistant type NL : Low noise type NB : Non-burning type FR : Fuse-resistor F : Lead wire forming		

* **Resistance**

1 8 2 ⇒ 1800 ohm = 1.8 kohm
Indicates number of zeros after effective number.
2-digit effective number.
Units: ohm

1 R 2 ⇒ 1.2 ohm
1-digit effective number.
2-digit effective number, decimal point indicated by R.
Units: ohm

● **Capacitors**

Ex.: CE 04W 1H 2R2 M BP

Type	Shape and performance	Dielectric strength	Capacity	Allowable error	Others
CE : Aluminum foil electrolytic CA : Aluminum solid electrolytic CS : Tantalum electrolytic CQ : Film CK : Ceramic CC : Ceramic CP : Oil CM : Mica CF : Metallized CH : Metallized	0J : 6.3V 1A : 10V 1C : 16V 1E : 25V 1V : 35V 1H : 50V 2A : 100V 2B : 125V 2C : 160V 2D : 200V 2E : 250V 2H : 500V 2J : 630V	F : ±1% G : ±2% J : ±5% K : ±10% M : ±20% Z : +80% -20% P : +100% -0% C : ±0.25pF D : ±0.5pF = : Others	HS : High stability type BP : Non-polar type HR : Ripple-resistant type DL : For change and discharge HF : For assuring high frequency U : UL part C : CSA part W : UL-CSA type F : Lead wire forming		

* **Capacity (electrolyte only)**

2 2 2 ⇒ 2200μF
Indicates number of zeros after effective number.
2-digit effective number.
Units: μF.

2 R 2 ⇒ 2.2μF
1-digit effective number.
2-digit effective number, decimal point indicated by R.
Units: μF.

* **Capacity (except electrolyte)**

2 2 2 ⇒ 2200pF=0.0022μF
(More than 2) — Indicates number of zeros after effective number.
2-digit effective number.
Units: pF.

2 2 1 ⇒ 220pF
(0 or 1) — Indicates number of zeros after effective number.
2-digit effective number.
Units: pF.

● When the dielectric strength is indicated in AC, "AC" is included after the dielectric strength value.

部品表について

1. nsp 印の部品は常時在庫していませんので供給に長時間を要することがあります。場合によっては、供給をお断りすることがあります。
2. 部品を発注する際は特に数字の " 1 " と英字の " I " との区別をはっきり記入してください。
3. 部品番号を表示していない部品は供給できません。
4. \triangle 印の部品は安全上重要な部品です。交換するときは、安全および性能維持のため必ず指定の部品をご使用ください。
5. ★印のついている部品は分解図中には記載していません。
6. 汎用カーボン抵抗器は記載していません。定数は回路図を参照願います。
7. 汎用カーボンチップ抵抗器は記載していません。定数は回路図を参照願います。
8. 部品表の抵抗器、コンデンサの品名記号の読み方は表を参照してください。

● **抵抗器**

例) RN 14K 2E 182 G FR

RN 種類	14K 形状特性	2E 電力	182 抵抗値	G 許容差	FR その他
RD : カーボン RC : 固定体 RS : 金属系皮膜 RW : 巻線 RN : 金属皮膜 RK : 金属混合体	2B : 1/8 W 2E : 1/4 W 2H : 1/2 W 3A : 1 W 3D : 2 W 3F : 3 W 3H : 5 W	F : ±1% G : ±2% J : ±5% K : ±10% M : ±20%	P : 耐パルス形 NL : 低雑音形 NB : 不燃形 FR : ヒューズ抵抗 F : リード線成形		

* **抵抗値**

18 2 ⇒ 1800Ω=1.8kΩ
有効数字につづく0の数を表わす。
2桁の有効数字を表わす。

1R 2 ⇒ 1.2Ω
1桁の有効数字を表わす。
2桁の有効数字で小数点はRで表わす。
単位はΩ

● **コンデンサ**

例) CE 04W 1H 2R2 M BP

CE 種類	04W 形状特性	1H 耐圧	2R2 容量	M 許容差	BP その他
CE : アルミ箔電解 CA : アルミ固体電解 CS : タンタル電解 CQ : フィルム CK : セラミック CC : セラミック CP : オイル CM : マイカ CF : メタライズド CH : メタライズド	0J : 6.3 V 1A : 10 V 1C : 16 V 1E : 25 V 1V : 35 V 1H : 50 V 2A : 100 V 2B : 125 V 2C : 160 V 2D : 200 V 2E : 250 V 2H : 500 V 2J : 630 V	F : ±1% G : ±2% J : ±5% K : ±10% M : ±20% Z : +80% -20% P : +100% - 0%C : ±0.25pF D : ±0.5pF = : その他	HS : 高安定形 BP : 無極性形 HR : 耐リップル形 DL : 充放電対策用 HF : 高周波保証用 U : UL 部品 C : CSA 部品 W : UL-CSA 部品 F : リード線成形		

* **容量値**

● **電解コンデンサの場合**

22 2 ⇒ 2200μF
有効数字につづく0の数を表わす。
2桁の有効数字を表わす。
単位はμF

2R 2 ⇒ 2.2μF
1桁の有効数字を表わす。
2桁の有効数字で小数点はRで表わす。
単位はμF

● **電解コンデンサ以外の場合**

22 2 ⇒ 2200pF=0.0022μF
有効数字につづく0の数を表わす。
(0の数が2以上の場合)
2桁の有効数字を表わす。
単位はpF

22 1 ⇒ 220pF
有効数字につづく0の数を表わす。
(0の数が0または1の場合)
2桁の有効数字を表わす。
単位はpF

● 耐圧を交流で表示する場合は、耐圧表示の次に「AC」を表示します。

PARTS LIST OF P.W.B. UNIT (for E3 model)

* 本表に記載されている部品は、補修用部品のため製品に使用している部品とは一部、形状、寸法などが異なる場合があります。

* The parts listed below are for maintenance only, might differ from the parts used in the unit in appearances or dimensions.

* "nsp"印の部品は常時在庫していませんので供給に長時間を要することがあります。場合によっては、供給をお断りする場合があります。

* Part indicated with the mark "nsp" are not always in stock and possibly to take a long period of time for supplying, or in some case supplying of part may be refused.

00DGU-3729 MAIN/A.VIDEO P.W.B. UNIT ASS'Y

Ref. No.	nsp	Part No.	Part Name	Remarks	Q'ty	New
SEMICONDUCTORS GROUP						
IC101		00D 262 2977 917	BA25BC0FP-E2			
IC102		00D 263 1205 900	PQ012FZ01ZP +C			
IC151		00D 262 3591 907	BD7956FS-E2			
IC152		00D GEN 8103	EEPROM ROM SUB ASSY	BR24L32F-WE2 +C		
IC153		00D 262 3082 924	BD4730G-TR			
IC154		00D 262 3216 907	SM8707EV +C			
IC155		00D GEN 8283	FE/BE ROM SUB ASSY	MX29LV320CBTC-70G		
IC156		00D 262 3594 001	EM638165TS-7G			
IC157		00D 262 3592 003	MN2DS0009AA			
IC158		00D 262 3594 001	EM638165TS-7G			
IC159		00D 262 2517 908	SN74LV08APW-EL2 +REF			
IC161		00D 262 3601 907	TC7WH157FU(TE12L,F)			
IC301		00D 263 0673 902	BA10393F-E2 +C			
IC400		00D 262 2514 901	SN74LV138APW-EL2 +C			
IC401		00D 262 3217 003	CXD2753R +C			
IC402		00D 262 2641 900	SN74LV541APW-EL2 +C			
IC403-406		00D 262 3242 900	SN74LV273APW-EL2 +REF			
IC409		00D 262 2875 006	16M SDRAM(TSOP)-7/8 +C			
IC410,411		00D 262 2669 908	SN74LV157APW +C			
IC412-414		00D 262 2517 908	SN74LV08APW-EL2 +REF			
IC500		00D 262 2977 917	BA25BC0FP-E2			
IC501		00D 262 3478 004	ADV7320			
IC502		00D 262 3595 903	SN74LV594APWR			
IC503		00D 262 3277 904	SN74LVC157APW-EL2 +C			
IC505		00D 262 3365 900	BH7868FS			
IC550		00D 262 3478 004	ADV7320			
TR150		00D 272 0160 901	2SB1132T100Q +C			
TR153		00D 272 0160 901	2SB1132T100Q +C			
TR154,155		00D 273 0487 904	2SC2412K_T146R			
TR156		00D 269 0082 902	DTC114EKT96 +C			
TR157		00D 275 0109 903	2SK3019-TL			
TR158		00D 269 0082 902	DTC114EKT96 +C			
TR159		00D 271 0259 903	2SA1162-GR(TE85L)			
TR160		00D 269 0082 902	DTC114EKT96 +C			
TR161		00D 273 0487 904	2SC2412K_T146R			
TR162		00D 275 0109 903	2SK3019-TL			
TR163		00D 273 0487 904	2SC2412K_T146R			
TR164,165		00D 275 0109 903	2SK3019-TL			
TR166,167		00D 269 0229 901	DTC143TUAT106			
TR302		00D 273 0460 905	KTC2875B-RTK +C			
TR502-504		00D 271 0293 901	2SA1022-B +C			
TR553,554		00D 271 0293 901	2SA1022-B +C			
D101,102		00D 276 0401 905	1SS133T77 (TAPE)			
D152		00D 276 0401 905	1SS133T77 (TAPE)			
D500		00D 276 0717 903	1SS355 TE-17 +C			
RESISTORS GROUP						
RR301		00D 247 2020 933	RM73B--103FT +1608			
RR303		00D 247 2020 933	RM73B--103FT +1608			

Ref. No.	nsp	Part No.	Part Name	Remarks	Q'ty	New
RR304		00D 247 2028 906	RM73B--302FT +1608			
RR316		00D 247 2021 903	RM73B--122FT +1608			
RR318-320		00D 247 2021 903	RM73B--122FT +1608			
RA500-506		00D 247 9002 909	MNR14=330JE0AB +C			
RA507,508		00D 247 9007 920	MNR14=0R0JE0			
RA550-556		00D 247 9002 909	MNR14=330JE0AB +C			
VR501		00D 211 6148 906	V03PB471MT(RH03ADCS) +REF			
VR551		00D 211 6148 906	V03PB471MT(RH03ADCS) +REF			
CAPACITORS GROUP						
C101	nsp	00D 257 0512 903	CK73F1E104ZT +1608			
C102	nsp	00D 254 4533 921	CE04W0J101MT SMG/RE3			
C103	nsp	00D 257 0511 904	CK73F1H103ZT +1608			
C104	nsp	00D 257 0512 903	CK73F1E104ZT +1608			
C105,106	nsp	00D 254 4533 921	CE04W0J101MT SMG/RE3			
C107	nsp	00D 257 0512 903	CK73F1E104ZT +1608			
C108	nsp	00D 257 0511 904	CK73F1H103ZT +1608			
C109	nsp	00D 257 0512 903	CK73F1E104ZT +1608			
C111		00D 257 4012 917	CE67C1C220MT (RV2) +REF			
C112	nsp	00D 257 0512 903	CK73F1E104ZT +1608			
C113		00D 257 4011 905	CE67C0J101MT (RV2) +REF			
C114		00D 257 2015 929	CS77B1A220MT			
C115		00D 257 4011 905	CE67C0J101MT (RV2) +REF			
C116	nsp	00D 257 0507 976	CC73CH1H331JT +1608			
C117		00D 257 2015 929	CS77B1A220MT			
C118	nsp	00D 257 0512 903	CK73F1E104ZT +1608			
C119,120		00D 257 4011 905	CE67C0J101MT (RV2) +REF			
C121	nsp	00D 257 0512 903	CK73F1E104ZT +1608			
C122		00D 257 4012 917	CE67C1C220MT (RV2) +REF			
C123	nsp	00D 257 0512 903	CK73F1E104ZT +1608			
C124,125		00D 257 4011 905	CE67C0J101MT (RV2) +REF			
C126,127	nsp	00D 257 0512 903	CK73F1E104ZT +1608			
C136,137	nsp	00D 257 0511 904	CK73F1H103ZT +1608			
C138		00D 257 4011 905	CE67C0J101MT (RV2) +REF			
C139	nsp	00D 257 0512 903	CK73F1E104ZT +1608			
C148,149		00D 257 2017 901	CS77B0J101MT(SK8)			
C150	nsp	00D 257 0512 903	CK73F1E104ZT +1608			
C151		00D 257 4012 933	CE67C1C101MT (RV2) +REF			
C152		00D 257 4012 920	CE67C1C470MT (RV2) +REF			
C155	nsp	00D 257 0512 903	CK73F1E104ZT +1608			
C156,157		00D 257 4012 917	CE67C1C220MT (RV2) +REF			
C160		00D 257 4012 920	CE67C1C470MT (RV2) +REF			
C163	nsp	00D 257 0508 917	CC73CH1H471JT +1608			
C164		00D 257 4012 917	CE67C1C220MT (RV2) +REF			
C165	nsp	00D 257 0512 903	CK73F1E104ZT +1608			
C166		00D 257 4012 920	CE67C1C470MT (RV2) +REF			
C167	nsp	00D 257 0512 903	CK73F1E104ZT +1608			
C170		00D 257 4012 920	CE67C1C470MT (RV2) +REF			
C171		00D 257 4012 917	CE67C1C220MT (RV2) +REF			
C172	nsp	00D 257 0501 901	CK73B1H103KT (1608) +1608			
C174		00D 257 4012 917	CE67C1C220MT (RV2) +REF			
C175	nsp	00D 257 0512 903	CK73F1E104ZT +1608			
C176		00D 257 4012 917	CE67C1C220MT (RV2) +REF			
C177	nsp	00D 257 0516 954	CK73B1E104KT +1608			
C178	nsp	00D 257 0520 908	CK73B1A154KT +1608			
C179	nsp	00D 257 0516 954	CK73B1E104KT +1608			
C180	nsp	00D 257 0516 925	CK73B1E333KT +1608			
C181	nsp	00D 257 0512 903	CK73F1E104ZT +1608			

Ref. No.	nsp	Part No.	Part Name	Remarks	Q'ty	New
C182	nsp	00D 257 0506 951	CC73CH1H101JT +1608			
C183	nsp	00D 257 0501 930	CK73B1H183KT			
C184,185	nsp	00D 257 0512 903	CK73F1E104ZT +1608			
C186	nsp	00D 257 0521 907	CK73B1A105KT +1608			
C187-189	nsp	00D 257 0512 903	CK73F1E104ZT +1608			
C190		00D 254 4655 922	CE67C0J470MT (RV2) +REF			
C191-195	nsp	00D 257 0512 903	CK73F1E104ZT +1608			
C196		00D 257 2017 901	CS77B0J101MT(SK8)			
C197	nsp	00D 257 0516 954	CK73B1E104KT +1608			
C198,199	nsp	00D 257 0511 904	CK73F1H103ZT +1608			
C200	nsp	00D 257 0512 903	CK73F1E104ZT +1608			
C201,202	nsp	00D 257 0516 954	CK73B1E104KT +1608			
C203		00D 257 4011 905	CE67C0J101MT (RV2) +REF			
C204	nsp	00D 257 0516 954	CK73B1E104KT +1608			
C205-207	nsp	00D 257 0512 903	CK73F1E104ZT +1608			
C208		00D 257 4011 905	CE67C0J101MT (RV2) +REF			
C209	nsp	00D 257 0516 954	CK73B1E104KT +1608			
C210	nsp	00D 257 0520 911	CK73B1A224KT +1608			
C211	nsp	00D 257 0512 903	CK73F1E104ZT +1608			
C212,213	nsp	00D 257 0506 951	CC73CH1H101JT +1608			
C214		00D 257 4011 905	CE67C0J101MT (RV2) +REF			
C215,216	nsp	00D 257 0512 903	CK73F1E104ZT +1608			
C217	nsp	00D 257 0509 929	CK73B1H102KT +1608			
C218-220	nsp	00D 257 0512 903	CK73F1E104ZT +1608			
C221	nsp	00D 257 0511 904	CK73F1H103ZT +1608			
C222	nsp	00D 257 0503 909	CC73CH1H8R0DT +1608			
C223-225	nsp	00D 257 0512 903	CK73F1E104ZT +1608			
C227	nsp	00D 257 0503 909	CC73CH1H8R0DT +1608			
C228	nsp	00D 257 0512 903	CK73F1E104ZT +1608			
C229	nsp	00D 257 0511 904	CK73F1H103ZT +1608			
C230-232	nsp	00D 257 0512 903	CK73F1E104ZT +1608			
C236,237	nsp	00D 257 0512 903	CK73F1E104ZT +1608			
C238,239	nsp	00D 257 0509 929	CK73B1H102KT +1608			
C240	nsp	00D 257 0512 903	CK73F1E104ZT +1608			
C241	nsp	00D 257 0509 929	CK73B1H102KT +1608			
C242-250	nsp	00D 257 0512 903	CK73F1E104ZT +1608			
C251		00D 257 4011 905	CE67C0J101MT (RV2) +REF			
C252-256	nsp	00D 257 0512 903	CK73F1E104ZT +1608			
C257	nsp	00D 257 0506 951	CC73CH1H101JT +1608			
C258	nsp	00D 257 0512 903	CK73F1E104ZT +1608			
C259	nsp	00D 257 0506 951	CC73CH1H101JT +1608			
C260,261	nsp	00D 257 0512 903	CK73F1E104ZT +1608			
C262		00D 257 4011 905	CE67C0J101MT (RV2) +REF			
C264-266	nsp	00D 257 0520 911	CK73B1A224KT +1608			
C267	nsp	00D 257 0516 954	CK73B1E104KT +1608			
C268		00D 257 4011 905	CE67C0J101MT (RV2) +REF			
C269-272	nsp	00D 257 0512 903	CK73F1E104ZT +1608			
C273		00D 257 4011 905	CE67C0J101MT (RV2) +REF			
C274-277	nsp	00D 257 0512 903	CK73F1E104ZT +1608			
C282	nsp	00D 257 0516 954	CK73B1E104KT +1608			
C305	nsp	00D 257 0512 903	CK73F1E104ZT +1608			
C396	nsp	00D 257 0509 929	CK73B1H102KT +1608			
C397	nsp	00D 257 0512 903	CK73F1E104ZT +1608			
C398	nsp	00D 257 0509 929	CK73B1H102KT +1608			
C399	nsp	00D 257 0512 903	CK73F1E104ZT +1608			
C405	nsp	00D 257 0512 903	CK73F1E104ZT +1608			
C406	nsp	00D 257 0509 929	CK73B1H102KT +1608			
C407-411	nsp	00D 257 0512 903	CK73F1E104ZT +1608			
C412		00D 257 4012 917	CE67C1C220MT (RV2) +REF			
C414	nsp	00D 257 0512 903	CK73F1E104ZT +1608			
C415	nsp	00D 257 0511 904	CK73F1H103ZT +1608			

	Ref. No.	nsp	Part No.	Part Name	Remarks	Q'ty	New
	C417	nsp	00D 257 0503 925	CC73CH1H100DT +1608			
	C418	nsp	00D 257 0501 901	CK73B1H103KT (1608) +1608			
	C419-421	nsp	00D 257 0512 903	CK73F1E104ZT +1608			
	C422,423	nsp	00D 257 0511 904	CK73F1H103ZT +1608			
	C424	nsp	00D 257 0512 903	CK73F1E104ZT +1608			
	C425	nsp	00D 257 0509 929	CK73B1H102KT +1608			
	C426,427	nsp	00D 257 0512 903	CK73F1E104ZT +1608			
	C428	nsp	00D 257 0509 929	CK73B1H102KT +1608			
	C429,430	nsp	00D 257 0512 903	CK73F1E104ZT +1608			
	C431		00D 257 4011 905	CE67C0J101MT (RV2) +REF			
	C432-438	nsp	00D 257 0512 903	CK73F1E104ZT +1608			
	C439		00D 257 4011 905	CE67C0J101MT (RV2) +REF			
	C440	nsp	00D 257 0511 904	CK73F1H103ZT +1608			
	C441	nsp	00D 257 0512 903	CK73F1E104ZT +1608			
	C442	nsp	00D 257 0509 929	CK73B1H102KT +1608			
	C443	nsp	00D 257 0512 903	CK73F1E104ZT +1608			
	C444	nsp	00D 257 0511 904	CK73F1H103ZT +1608			
	C445,446	nsp	00D 257 0512 903	CK73F1E104ZT +1608			
	C447	nsp	00D 257 0509 929	CK73B1H102KT +1608			
	C448	nsp	00D 257 0511 904	CK73F1H103ZT +1608			
	C449-454	nsp	00D 257 0512 903	CK73F1E104ZT +1608			
	C455		00D 257 4011 905	CE67C0J101MT (RV2) +REF			
	C477-479	nsp	00D 257 0512 903	CK73F1E104ZT +1608			
	C480	nsp	00D 257 0511 904	CK73F1H103ZT +1608			
	C481	nsp	00D 257 0512 903	CK73F1E104ZT +1608			
	C482	nsp	00D 257 0511 904	CK73F1H103ZT +1608			
	C483-488	nsp	00D 257 0512 903	CK73F1E104ZT +1608			
	C500,501	nsp	00D 257 0509 929	CK73B1H102KT +1608			
	C502-504	nsp	00D 257 0512 903	CK73F1E104ZT +1608			
	C505	nsp	00D 257 0501 901	CK73B1H103KT (1608) +1608			
	C506	nsp	00D 257 0512 903	CK73F1E104ZT +1608			
	C507,508	nsp	00D 257 0506 951	CC73CH1H101JT +1608			
	C509	nsp	00D 257 0512 903	CK73F1E104ZT +1608			
	C511	nsp	00D 257 0501 901	CK73B1H103KT (1608) +1608			
	C512-514	nsp	00D 257 0512 903	CK73F1E104ZT +1608			
	C516	nsp	00D 257 0512 903	CK73F1E104ZT +1608			
	C517	nsp	00D 257 0509 903	CK73B1H821KT +1608			
	C518	nsp	00D 257 0510 921	CK73B1H392KT +1608			
	C519-525	nsp	00D 257 0512 903	CK73F1E104ZT +1608			
	C526,527	nsp	00D 257 0501 901	CK73B1H103KT (1608) +1608			
	C528	nsp	00D 257 0516 954	CK73B1E104KT +1608			
	C530-533	nsp	00D 257 0501 901	CK73B1H103KT (1608) +1608			
	C534	nsp	00D 257 0516 954	CK73B1E104KT +1608			
	C536	nsp	00D 257 0512 903	CK73F1E104ZT +1608			
	C553,554	nsp	00D 257 0512 903	CK73F1E104ZT +1608			
	C556	nsp	00D 257 0512 903	CK73F1E104ZT +1608			
	C559	nsp	00D 257 0512 903	CK73F1E104ZT +1608			
	C600,601	nsp	00D 257 0512 903	CK73F1E104ZT +1608			
	C605	nsp	00D 257 0501 901	CK73B1H103KT (1608) +1608			
	C606,607	nsp	00D 257 0512 903	CK73F1E104ZT +1608			
	C609	nsp	00D 257 0509 903	CK73B1H821KT +1608			
	C610	nsp	00D 257 0512 903	CK73F1E104ZT +1608			
	C611	nsp	00D 257 0510 921	CK73B1H392KT +1608			
	C615,616	nsp	00D 257 0512 903	CK73F1E104ZT +1608			
	C624	nsp	00D 257 0512 903	CK73F1E104ZT +1608			
	C672,673	nsp	00D 257 0512 903	CK73F1E104ZT +1608			
	C676	nsp	00D 257 0512 903	CK73F1E104ZT +1608			
	C696	nsp	00D 257 0512 903	CK73F1E104ZT +1608			
	C900		00D 254 4655 922	CE67C0J470MT (RV2) +REF			
	C901		00D 257 2015 929	CS77B1A220MT			
	C902-906		00D 257 4011 905	CE67C0J101MT (RV2) +REF			

	Ref. No.	nsp	Part No.	Part Name	Remarks	Q'ty	New
	C907		00D 254 4660 946	CE67C1H010MT (RV2B55 +REF			
	C908		00D 254 4655 922	CE67C0J470MT (RV2) +REF			
	C909		00D 257 4011 905	CE67C0J101MT (RV2) +REF			
	C910		00D 254 4660 946	CE67C1H010MT (RV2B55 +REF			
	C911		00D 254 4655 922	CE67C0J470MT (RV2) +REF			
	C912		00D 257 4012 917	CE67C1C220MT (RV2) +REF			
	C913		00D 254 4655 977	CE67C0J102MT (RV) +REF			
	C914		00D 257 4011 905	CE67C0J101MT (RV2) +REF			
	C915		00D 254 4655 977	CE67C0J102MT (RV) +REF			
	C916		00D 257 4011 905	CE67C0J101MT (RV2) +REF			
	C917		00D 254 4655 977	CE67C0J102MT (RV) +REF			
	C918		00D 257 4011 905	CE67C0J101MT (RV2) +REF			
	C920		00D 257 4012 917	CE67C1C220MT (RV2) +REF			
	C921		00D 257 4011 905	CE67C0J101MT (RV2) +REF			
	C922		00D 257 4012 917	CE67C1C220MT (RV2) +REF			
	C928		00D 257 4011 905	CE67C0J101MT (RV2) +REF			
	C930-933		00D 257 4011 905	CE67C0J101MT (RV2) +REF			
	C984,985		00D 257 4012 917	CE67C1C220MT (RV2) +REF			
	C986,987	nsp	00D 257 0512 903	CK73F1E104ZT +1608			
	C988		00D 257 4012 917	CE67C1C220MT (RV2) +REF			
	C990-992	nsp	00D 257 0512 903	CK73F1E104ZT +1608			
OTHERS PARTS GROUP							
	AS601,602		-	M3-SCREW-TERMINAL08R			
	CX044	nsp	00D 205 0355 046	4P KR CON BASE(L)			
	CX053	nsp	00D 205 0355 059	5P KR CON BASE(L)			
	CX122	nsp	00D 205 1386 085	12P BASE(9115B-PT1)			
	CX125	nsp	00D 205 1386 085	12P BASE(9115B-PT1)			
	CX151		00D 205 1224 930	15P FFC BASE(9616A)			
	CX161	nsp	00D 205 1324 063	16P PIN HEADER(9120)			
	CX171		00D 205 1382 005	17P-FFC-BASE(9615C)			
	CX211		00D 205 1346 009	21P 1.25FJ CONN.BASE			
	CX241		00D 205 1264 916	24P-FFC-BASE(9631SG)			
	CX331		00D 205 1383 004	33P-FFC-BASE(9615C)			
	CY071	nsp	00D 205 0355 075	7P KR CON BASE(L)			
	CY123	nsp	00D 205 1324 021	12P PIN HEADER(9120)			
	CY132	nsp	00D 205 0480 034	13P KR CON BASE(L)			
	CY162	nsp	00D 205 1324 063	16P PIN HEADER(9120)			
	CY211		00D 205 1345 000	21P 1.25FJ CONN.PLUG			
	FB101		00D 235 0136 907	FBMJ1608HS280NT +1608			
	FB103-107		00D 235 0136 907	FBMJ1608HS280NT +1608			
	FB150		00D 235 0130 903	CHIP EMIFIL(11A121) +1608			
	FB155,156		00D 235 0130 903	CHIP EMIFIL(11A121) +1608			
	FB159-161	nsp	00D 247 2018 903	RM73B--0R0KT +1608			
	JK703		00D 205 1395 005	1P S-TERMINAL-LF			
	JK705-708		00D 204 8728 009	1P PIN JACK(BK)-LF			
	L150		00D 235 0125 905	INDUCTOR(FLC32C220K)+3216			
	L154-156		00D 235 0074 933	INDUCTOR(101)ST			
	L157,158		00D 235 0125 905	INDUCTOR(FLC32C220K)+3216			
	L502-504		00D 235 0125 905	INDUCTOR(FLC32C220K)+3216			
	L552,553		00D 235 0125 905	INDUCTOR(FLC32C220K)+3216			
	X150		00D 399 0596 003	XTAL(27MHZ)			

00DGU-3730 POWER/DISPLAY P.W.B. UNIT ASS'Y

Ref. No.	nsp	Part No.	Part Name	Remarks	Q'ty	New
SEMICONDUCTORS GROUP						
IC101		00D 262 3606 902	PT6302-R-001(L)			
IC102		00D 262 3602 003	GP1UE271XKVF			
IC521		00D 263 1100 063	KIA7809API			
IC522		00D 263 1099 048	KIA7909PI			
IC901		00D 265 0122 006	TOP245Y			
IC902		00D 263 1256 904	TA76432S(TPE6,F)			
IC904		00D 262 2580 906	CXA1511M +C			
IC905		00D 262 2114 903	UPD4721GS-GJG +C			
IC906		00D 262 3047 008	PC123Y22			
IC907,908		00D 263 1256 904	TA76432S(TPE6,F)			
IC909		00D 262 3277 904	SN74LVC157APW-EL2 +C			
IC910		00D 263 1100 021	KIA7812API			
TR101,102		00D 269 0082 902	DTC114EKT96 +C			
TR103,104		00D 271 0308 906	2SA933ASTPS			
TR105,106		00D 269 0082 902	DTC114EKT96 +C			
TR901		00D 271 0308 906	2SA933ASTPS			
TR902		00D 272 0170 001	2SB1268(R/S)			
TR903		00D 274 0036 905	2SD468(C)TF			
TR904		00D 272 0083 004	2SB1185(E/F)			
TR905		00D 274 0036 905	2SD468(C)TF			
TR906,907		00D 269 0083 901	DTA114EKT96 +C			
TR908,909		00D 269 0082 902	DTC114EKT96 +C			
TR910		00D 275 0115 900	RSS100N03TB			
TR911		00D 269 0055 900	DTA144EKT96 +C			
TR912		00D 269 0054 901	DTC144EKT96 +C			
TR913		00D 274 0209 004	2SC5370			
TR915,916		00D 271 0308 906	2SA933ASTPS			
D101-104		00D 276 0401 905	1SS133T77 (TAPE)			
D501-504		00D 276 0401 905	1SS133T77 (TAPE)			
D901-904		00D 276 0729 904	EM01AT (V1)			
D906		00D 276 0401 905	1SS133T77 (TAPE)			
D907		00D 276 0813 001	AP01C			
D909		00D 276 0401 905	1SS133T77 (TAPE)			
D910		00D 276 0803 008	FMB-G19L			
D911		00D 276 0730 906	AG01ZT (V1)			
D913		00D 276 0835 005	RL10Z			
D914		00D 276 0730 906	AG01ZT (V1)			
D915		00D 276 0401 905	1SS133T77 (TAPE)			
D921,922		00D 276 0401 905	1SS133T77 (TAPE)			
D924,925		00D 276 0401 905	1SS133T77 (TAPE)			
ZD903		00D 276 0762 945	MTZJ36B T77			
ZD904		00D 276 0760 921	MTZJ4.3B T77			
ZD905		00D 276 0760 947	MTZJ5.1B T77			
LD101,102		00D 393 9576 903	SELU1E10CXM-002			
LD103		00D 393 9645 009	SML1216W(D)			
TH901		00D 279 0044 002	NTH11D8R0LA			
FL101		00D 393 8078 004	FL TUBE(15-BT-97GNK)			

Ref. No.	nsp	Part No.	Part Name	Remarks	Q'ty	New
RESISTORS GROUP						
R908		00D 244 2675 729	RS14B3D224JNBF (ERG)			
R916		00D 247 2023 914	RM73B--103DT(1608) +1608			
R917		00D 247 2023 927	RM73B--1652DT(1608) +1608			
R918		00D 244 2055 912	RS14B3AR47JNBST(S)			
R919		00D 244 2681 904	RS14B3A1R5JNBST(S)			
R926		00D 244 2052 973	RS14B3A561JNBST(S)			
R928		00D 244 2052 944	RS14B3A152JNBST(S)			
R929		00D 244 2050 991	RS14B3A682JNBST(S)			
R930		00D 244 2052 973	RS14B3A561JNBST(S)			
R938		00D 244 2051 929	RS14B3A821JNBST(S)			
R955,956		00D 244 2052 973	RS14B3A561JNBST(S)			
R960,961		00D 247 2023 914	RM73B--103DT(1608) +1608			
R962-964		00D 244 2051 929	RS14B3A821JNBST(S)			
R969-974		00D 244 2051 945	RS14B3A010JNBST(S)			
R979,980		00D 241 2313 985	RD14B2E4R7JFRST			
R982-985		00D 244 2681 904	RS14B3A1R5JNBST(S)			
CAPACITORS GROUP						
C101	nsp	00D 257 0512 903	CK73F1E104ZT +1608			
C102	nsp	00D 257 0511 904	CK73F1H103ZT +1608			
C103		00D 254 4300 963	CE04W0J101MT(SRE)			
C104	nsp	00D 257 0512 903	CK73F1E104ZT +1608			
C105	nsp	00D 257 0504 966	CC73CH1H390JT +1608			
C106		00D 254 4300 947	CE04W0J470MT(SRE)			
C107-109	nsp	00D 257 0512 903	CK73F1E104ZT +1608			
C111	nsp	00D 257 0511 904	CK73F1H103ZT +1608			
C503	nsp	00D 257 0511 904	CK73F1H103ZT +1608			
C505	nsp	00D 257 0511 904	CK73F1H103ZT +1608			
C511-514	nsp	00D 257 0512 903	CK73F1E104ZT +1608			
C515,516		00D 254 4693 939	CE04W1H101MT(RF0)			
C521-528	nsp	00D 257 0512 903	CK73F1E104ZT +1608			
C901		00D 256 8038 004	CF99--2EAC104M			
C902,903		00D 253 8029 713	CK45F2EAC471KC(KX)			
C904		00D 254 4588 701	CE04W2D101MC(KMG)			
C905,906		00D 253 8029 713	CK45F2EAC471KC(KX)			
C907	nsp	00D 254 4525 913	CE04W1H470MT SMG/RE3			
C909	nsp	00D 254 4525 913	CE04W1H470MT SMG/RE3			
C910		00D 256 8038 004	CF99--2EAC104M			
C912		00D 253 8029 713	CK45F2EAC471KC(KX)			
C913		00D 254 4713 709	CE04W1E102MC J30(KY)			
C915		00D 254 4653 908	CE04W1V151MT(KY)H11			
C916,917		00D 254 4770 700	CE04W0J562MC(KY)K35			
C918		00D 254 4654 907	CE04W1H220MT(KY)E11			
C920,921		00D 254 4651 900	CE04W0J331MT(KY)E11			
C923	nsp	00D 254 4538 900	CE04W1C100MT SMG/RE3			
C925		00D 254 4536 957	CE04W1A471MT SMG/RE3			
C926		00D 254 4542 705	CE04W1E471MC SMG/RE3			
C927		00D 254 4536 957	CE04W1A471MT SMG/RE3			
C928		00D 254 4542 705	CE04W1E471MC SMG/RE3			
C929	nsp	00D 254 4538 955	CE04W1C221MT SMG/RE3			
C930	nsp	00D 257 0512 903	CK73F1E104ZT +1608			
C931	nsp	00D 257 0511 920	CK73F1H473ZT +1608			
C932	nsp	00D 254 4538 900	CE04W1C100MT SMG/RE3			
C935,936	nsp	00D 257 0512 903	CK73F1E104ZT +1608			

	Ref. No.	nsp	Part No.	Part Name	Remarks	Q'ty	New
	C937	nsp	00D 254 4538 900	CE04W1C100MT SMG/RE3			
	C938	nsp	00D 257 0506 951	CC73CH1H101JT +1608			
	C939	nsp	00D 257 0511 904	CK73F1H103ZT +1608			
	C940	nsp	00D 254 4538 900	CE04W1C100MT SMG/RE3			
	C941-943	nsp	00D 254 4524 901	CE04W1H0R1MT SMG/RE3			
	C944	nsp	00D 254 4533 921	CE04W0J101MT SMG/RE3			
	C945	nsp	00D 257 0512 903	CK73F1E104ZT +1608			
	C946	nsp	00D 254 4538 939	CE04W1C470MT SMG/RE3			
	C947	nsp	00D 257 0511 904	CK73F1H103ZT +1608			
	C948	nsp	00D 254 4524 943	CE04W1H010MT SMG/RE3			
	C949,950	nsp	00D 254 4524 901	CE04W1H0R1MT SMG/RE3			
	C952-954	nsp	00D 257 0512 903	CK73F1E104ZT +1608			
	C956	nsp	00D 257 0512 903	CK73F1E104ZT +1608			
	C958	nsp	00D 257 0512 903	CK73F1E104ZT +1608			
	C959	nsp	00D 257 0511 904	CK73F1H103ZT +1608			
	C960	nsp	00D 257 0512 903	CK73F1E104ZT +1608			
	C961	nsp	00D 257 0506 951	CC73CH1H101JT +1608			
	C963	nsp	00D 257 0509 929	CK73B1H102KT +1608			
	C964	nsp	00D 257 0506 951	CC73CH1H101JT +1608			
	C965	nsp	00D 257 0509 929	CK73B1H102KT +1608			
	C967	nsp	00D 254 4533 921	CE04W0J101MT SMG/RE3			
	C968	nsp	00D 257 0511 904	CK73F1H103ZT +1608			
	C969,970	nsp	00D 257 0512 903	CK73F1E104ZT +1608			
	C977	nsp	00D 257 0512 903	CK73F1E104ZT +1608			
	C978	nsp	00D 254 4538 900	CE04W1C100MT SMG/RE3			
	C980	nsp	00D 257 0512 903	CK73F1E104ZT +1608			
	C981	nsp	00D 254 4538 900	CE04W1C100MT SMG/RE3			
	C982,983	nsp	00D 257 0516 954	CK73B1E104KT +1608			
	C984	nsp	00D 254 4533 921	CE04W0J101MT SMG/RE3			
	C985	nsp	00D 247 2018 903	RM73B--0R0KT +1608			
	C986,987	nsp	00D 257 0512 903	CK73F1E104ZT +1608			
	C989	nsp	00D 257 0512 903	CK73F1E104ZT +1608			
	C990,991	nsp	00D 254 4538 900	CE04W1C100MT SMG/RE3			
	C992	nsp	00D 254 4542 705	CE04W1E471MC SMG/RE3			
⚠	C999		00D 253 8022 707	CK45F2EAC103MC			
OTHERS PARTS GROUP							
	AS601,602		-	RADIATOR			
	AS901,902		-	RADIATOR			
	AS904		-	RADIATOR(PUE26)			
	CW031	nsp	00D 203 5343 044	3P PH-SAN CON.CORD			
	CW052	nsp	00D 203 8549 036	5P PH-SAN CON.CORD			
	CW071	nsp	00D 204 3008 012	7P PH-SAN CON.CORD			
	CW132	nsp	00D 204 6696 010	13P PH-SAN CON.CORD			
	CX024	nsp	00D 205 0581 001	2P VH CONNECTOR BASE			
	CX025	nsp	00D 205 0581 056	2P VH CONNECTOR BASE			
	CX031	nsp	00D 205 0343 032	3P CONN.BASE(KR-PH)			
	CX033,034	nsp	00D 205 0653 036	3P VH CON.BASE			
	CX054	nsp	00D 205 0653 052	5P VH CONNECTOR BASE			
	CX122	nsp	00D 205 0536 027	12P CONNE SOCKET			
	CX123	nsp	00D 205 1326 029	12P SOCKET(9120)			
	CX125	nsp	00D 205 0536 027	12P CONNE SOCKET			
	CX161,162	nsp	00D 205 1326 061	16P SOCKT(9120)			

	Ref. No.	nsp	Part No.	Part Name	Remarks	Q'ty	New
	CY025	nsp	00D 205 0581 056	2P VH CONNECTOR BASE			
	CY033	nsp	00D 205 0653 036	3P VH CON.BASE			
	CY052	nsp	00D 205 0343 058	5P CONN.BASE(KR-PH)			
	CY122	nsp	00D 205 0536 027	12P CONNE SOCKET			
	CY123	nsp	00D 205 1326 029	12P SOCKET(9120)			
	CY125	nsp	00D 205 0536 027	12P CONNE SOCKET			
	CY161,162	nsp	00D 205 1326 061	16P SOCKT(9120)			
⚠	F901		00D 206 1094 037	FUSE(233)T2AL125V			
	FF901	nsp	00D 202 0040 909	FUSE CLIP(TAPE)			
	FH901	nsp	00D 202 0040 909	FUSE CLIP(TAPE)			
	JK901		00D 205 1153 001	9P S SUB CONNECTOR			
	JK902		00D 204 8729 008	2P MINI JACK			
	L901		00D 235 0157 009	PLA10AN7720R7D2B			
	L902-904		00D 235 0142 917	COIL LHL08TB4R7MT			
⚠	S101-112		00D 212 5611 903	TACT SWITCH(TAPE H5)			
	S999		00D 212 1030 009	POWER SWITCH (TV-5)			
	ST101		-	STYLE PIN			
⚠	T901		00D 233 0673 008	SW TRANS (100/120)			
	W903,904		-	M3-SCREW-TERMINAL08R			
	W906,907		-	1P SIN CORD ASSY			
	W909		-	1P SIN CON CORD			
		nsp	ORD 471 3303 016	3X6 CBS-Z			
		nsp	00D 461 0991 026	RUBBER SHEET			

00DGU-3731 AUDIO P.W.B. UNIT ASS'Y

Ref. No.	nsp	Part No.	Part Name	Remarks	Q'ty	New
SEMICONDUCTORS GROUP						
IC102		00D 262 3261 907	CY2302 +REF			
IC103		00D 262 3590 018	EPM240T100C5N-17952A			
IC104		00D 262 3380 008	AK4101AVQ			
IC105		00D 262 3449 004	LC89057W-VF4A			
IC106		00D 262 3277 904	SN74LVC157APW-EL2 +C			
IC107		00D 262 3120 909	SN65LVDS31PW +REF			
IC108		00D 262 3125 904	SN65LVDS179DGK-EL2 +REF			
IC110		00D 269 0222 005	GP1FA52HTZ0F			
IC302		00D 262 3589 003	D708E001RFP250			
IC304		00D 263 1205 900	PQ012FZ01ZP +C	MBM29LV160BE90TN		
IC305		00D GEN 8250	DSP ROM SUB ASSY			
IC501-504		00D 262 3332 904	PCM1791ADBR +REF			
IC505		00D 263 0896 909	NJM2068MD-TE1 +C			
IC506-508		00D 263 0615 902	BA15218F-DXE2 +C			
IC509		00D 263 0896 909	NJM2068MD-TE1 +C			
IC510-512		00D 263 0615 902	BA15218F-DXE2 +C			
TR101		00D 273 0487 904	2SC2412K_T146R			
TR151		00D 269 0082 902	DTC114EKT96 +C			
TR501		00D 273 0487 904	2SC2412K_T146R			
TR502		00D 269 0083 901	DTA114EKT96 +C			
TR504		00D 269 0119 901	DTA124EKT96(TAPE) +C			
TR505		00D 273 0487 904	2SC2412K_T146R			
TR506-510		00D 269 0119 901	DTA124EKT96(TAPE) +C			
TR511-515		00D 269 0082 902	DTC114EKT96 +C			
TR516		00D 269 0119 901	DTA124EKT96(TAPE) +C			
TR517		00D 269 0082 902	DTC114EKT96 +C			
TR518-521		00D 269 0119 901	DTA124EKT96(TAPE) +C			
TR522-525		00D 269 0082 902	DTC114EKT96 +C			
TR526-550		00D 273 0460 905	KTC2875B-RTK +C			
TR553-560		00D 273 0460 905	KTC2875B-RTK +C			
D101,102		00D 276 0717 903	1SS355 TE-17 +C			
D301,302		00D 276 0401 905	1SS133T77 (TAPE)			
D505,506		00D 276 0401 905	1SS133T77 (TAPE)			
RESISTORS GROUP						
R445,446		00D 244 2052 986	RS14B3A751JNBST(S)			
R524		00D 244 2052 986	RS14B3A751JNBST(S)			
CAPACITORS GROUP						
C103	nsp	00D 257 0512 903	CK73F1E104ZT +1608			
C104	nsp	00D 257 0511 904	CK73F1H103ZT +1608			
C105	nsp	00D 254 4533 921	CE04W0J101MT SMG/RE3			
C106	nsp	00D 257 0511 904	CK73F1H103ZT +1608			
C107,108	nsp	00D 257 0512 903	CK73F1E104ZT +1608			
C109	nsp	00D 257 0511 904	CK73F1H103ZT +1608			
C110-112	nsp	00D 257 0512 903	CK73F1E104ZT +1608			
C113	nsp	00D 257 0511 904	CK73F1H103ZT +1608			
C114,115	nsp	00D 257 0512 903	CK73F1E104ZT +1608			
C116	nsp	00D 257 0511 904	CK73F1H103ZT +1608			
C117-120	nsp	00D 257 0512 903	CK73F1E104ZT +1608			

Ref. No.	nsp	Part No.	Part Name	Remarks	Q'ty	New
C121	nsp	00D 257 0511 904	CK73F1H103ZT +1608			
C122,123	nsp	00D 257 0512 903	CK73F1E104ZT +1608			
C124	nsp	00D 257 0511 904	CK73F1H103ZT +1608			
C125	nsp	00D 257 0512 903	CK73F1E104ZT +1608			
C126	nsp	00D 257 0511 904	CK73F1H103ZT +1608			
C127-132	nsp	00D 257 0512 903	CK73F1E104ZT +1608			
C133,134	nsp	00D 254 4533 921	CE04W0J101MT SMG/RE3			
C135,136	nsp	00D 257 0512 903	CK73F1E104ZT +1608			
C137	nsp	00D 257 0516 909	CK73B1E223KT +1608			
C138	nsp	00D 257 0516 954	CK73B1E104KT +1608			
C139	nsp	00D 257 0509 929	CK73B1H102KT +1608			
C140	nsp	00D 257 0511 904	CK73F1H103ZT +1608			
C141,142	nsp	00D 257 0512 903	CK73F1E104ZT +1608			
C143	nsp	00D 257 0509 929	CK73B1H102KT +1608			
C144,145	nsp	00D 257 0502 955	CC73CH1H3R0CT +1608			
C146,147	nsp	00D 257 0512 903	CK73F1E104ZT +1608			
C148	nsp	00D 257 0511 904	CK73F1H103ZT +1608			
C149	nsp	00D 257 0509 929	CK73B1H102KT +1608			
C150	nsp	00D 257 0512 903	CK73F1E104ZT +1608			
C151	nsp	00D 257 0511 904	CK73F1H103ZT +1608			
C152	nsp	00D 257 0509 929	CK73B1H102KT +1608			
C154	nsp	00D 257 0516 909	CK73B1E223KT +1608			
C156	nsp	00D 257 0516 909	CK73B1E223KT +1608			
C158	nsp	00D 254 4538 900	CE04W1C100MT SMG/RE3			
C159	nsp	00D 257 0511 904	CK73F1H103ZT +1608			
C161	nsp	00D 254 4524 943	CE04W1H010MT SMG/RE3			
C301	nsp	00D 257 0512 903	CK73F1E104ZT +1608			
C302	nsp	00D 257 0509 929	CK73B1H102KT +1608			
C303	nsp	00D 254 4538 900	CE04W1C100MT SMG/RE3			
C305	nsp	00D 257 0512 903	CK73F1E104ZT +1608			
C306	nsp	00D 254 4533 950	CE04W0J471MT SMG/RE3			
C307	nsp	00D 257 0512 903	CK73F1E104ZT +1608			
C308	nsp	00D 257 0509 929	CK73B1H102KT +1608			
C309	nsp	00D 257 0512 903	CK73F1E104ZT +1608			
C310	nsp	00D 257 0509 929	CK73B1H102KT +1608			
C311	nsp	00D 257 0512 903	CK73F1E104ZT +1608			
C312,313	nsp	00D 257 0509 929	CK73B1H102KT +1608			
C314	nsp	00D 257 0512 903	CK73F1E104ZT +1608			
C315	nsp	00D 257 0509 929	CK73B1H102KT +1608			
C316	nsp	00D 257 0512 903	CK73F1E104ZT +1608			
C317	nsp	00D 257 0509 929	CK73B1H102KT +1608			
C318	nsp	00D 257 0512 903	CK73F1E104ZT +1608			
C319	nsp	00D 254 4533 950	CE04W0J471MT SMG/RE3			
C320	nsp	00D 254 4538 900	CE04W1C100MT SMG/RE3			
C323	nsp	00D 257 0509 929	CK73B1H102KT +1608			
C324	nsp	00D 257 0512 903	CK73F1E104ZT +1608			
C327	nsp	00D 257 0508 917	CC73CH1H471JT +1608			
C328,329	nsp	00D 257 0503 909	CC73CH1H8R0DT +1608			
C330	nsp	00D 257 0508 917	CC73CH1H471JT +1608			
C331	nsp	00D 257 0509 929	CK73B1H102KT +1608			
C332	nsp	00D 254 4533 921	CE04W0J101MT SMG/RE3			
C333	nsp	00D 257 0512 903	CK73F1E104ZT +1608			
C334	nsp	00D 257 0509 929	CK73B1H102KT +1608			
C335	nsp	00D 257 0512 903	CK73F1E104ZT +1608			
C336,337	nsp	00D 257 0509 929	CK73B1H102KT +1608			
C338	nsp	00D 257 0512 903	CK73F1E104ZT +1608			

	Ref. No.	nsp	Part No.	Part Name	Remarks	Q'ty	New
	C339	nsp	00D 257 0509 929	CK73B1H102KT +1608			
	C340	nsp	00D 257 0512 903	CK73F1E104ZT +1608			
	C341	nsp	00D 257 0509 929	CK73B1H102KT +1608			
	C342	nsp	00D 257 0512 903	CK73F1E104ZT +1608			
	C343	nsp	00D 257 0509 929	CK73B1H102KT +1608			
	C344,345	nsp	00D 257 0512 903	CK73F1E104ZT +1608			
	C346	nsp	00D 257 0509 929	CK73B1H102KT +1608			
	C347	nsp	00D 257 0512 903	CK73F1E104ZT +1608			
	C348,349	nsp	00D 257 0509 929	CK73B1H102KT +1608			
	C350	nsp	00D 257 0512 903	CK73F1E104ZT +1608			
	C351	nsp	00D 257 0509 929	CK73B1H102KT +1608			
	C352	nsp	00D 257 0512 903	CK73F1E104ZT +1608			
	C353	nsp	00D 257 0509 929	CK73B1H102KT +1608			
	C354	nsp	00D 257 0512 903	CK73F1E104ZT +1608			
	C355	nsp	00D 254 4538 900	CE04W1C100MT SMG/RE3			
	C356	nsp	00D 257 0512 903	CK73F1E104ZT +1608			
	C357	nsp	00D 257 0509 929	CK73B1H102KT +1608			
	C358	nsp	00D 254 4538 900	CE04W1C100MT SMG/RE3			
	C359	nsp	00D 257 0512 903	CK73F1E104ZT +1608			
	C360	nsp	00D 257 0509 929	CK73B1H102KT +1608			
	C361	nsp	00D 257 0512 903	CK73F1E104ZT +1608			
	C362	nsp	00D 257 0509 929	CK73B1H102KT +1608			
	C363		00D 254 4533 950	CE04W0J471MT SMG/RE3			
	C364	nsp	00D 257 0511 904	CK73F1H103ZT +1608			
	C503	nsp	00D 257 0511 904	CK73F1H103ZT +1608			
	C505	nsp	00D 257 0511 904	CK73F1H103ZT +1608			
	C507	nsp	00D 257 0511 904	CK73F1H103ZT +1608			
	C508		00D 254 4693 939	CE04W1H101MT(RF0)			
	C509	nsp	00D 257 0511 904	CK73F1H103ZT +1608			
	C510-512	nsp	00D 257 0512 903	CK73F1E104ZT +1608			
	C513	nsp	00D 257 0511 904	CK73F1H103ZT +1608			
	C514	nsp	00D 257 0512 903	CK73F1E104ZT +1608			
	C515,516	nsp	00D 254 4538 900	CE04W1C100MT SMG/RE3			
	C517	nsp	00D 254 4538 955	CE04W1C221MT SMG/RE3			
	C518	nsp	00D 257 0511 904	CK73F1H103ZT +1608			
	C519		00D 254 4690 987	CE04W2A100MT(RF0)			
	C520	nsp	00D 257 0511 904	CK73F1H103ZT +1608			
	C521	nsp	00D 254 4538 900	CE04W1C100MT SMG/RE3			
	C522	nsp	00D 257 0511 904	CK73F1H103ZT +1608			
	C523	nsp	00D 254 4538 900	CE04W1C100MT SMG/RE3			
	C524	nsp	00D 257 0511 904	CK73F1H103ZT +1608			
	C525	nsp	00D 254 4538 900	CE04W1C100MT SMG/RE3			
	C526-529	nsp	00D 257 0512 903	CK73F1E104ZT +1608			
	C530-541	nsp	00D 257 0511 904	CK73F1H103ZT +1608			
	C542	nsp	00D 254 4538 900	CE04W1C100MT SMG/RE3			
	C543		00D 254 4690 987	CE04W2A100MT(RF0)			
	C544,545	nsp	00D 254 4538 900	CE04W1C100MT SMG/RE3			
	C546-549	nsp	00D 257 0512 903	CK73F1E104ZT +1608			
	C550		00D 254 4690 945	CE04W2A010MT(RF0)			
	C551-553	nsp	00D 254 4524 943	CE04W1H010MT SMG/RE3			
	C554-561		00D 255 4254 915	CQ93P2A102JT(NH2)			
	C562-577	nsp	00D 257 0507 950	CC73CH1H271JT +1608			
	C578-585	nsp	00D 257 0512 903	CK73F1E104ZT +1608			
	C586-593		00D 254 3091 901	CE04D1H220MBPT (RBD)			
	C594-601	nsp	00D 257 0509 929	CK73B1H102KT +1608			
	C602-604	nsp	00D 257 0512 903	CK73F1E104ZT +1608			

Ref. No.	nsp	Part No.	Part Name	Remarks	Q'ty	New
C605 C606-610 C611	nsp	00D 254 3091 901 00D 257 0512 903 00D 254 4693 939	CE04D1H220MBPT (RBD) CK73F1E104ZT +1608 CE04W1H101MT(RF0)			
C612,613 C614-620 C623-628 C997,998	nsp	00D 255 4254 915 00D 254 4693 939 00D 257 0508 917 00D 255 4253 932	CQ93P2A102JT(NH2) CE04W1H101MT(RF0) CC73CH1H471JT +1608 CQ93P2A471JT(NH2)			
OTHERS PARTS GROUP						
CX062 CX124 CX125	nsp nsp nsp	00D 205 0343 061 00D 205 1386 085 00D 205 0536 027	6P CONN.BASE(KR-PH) 12P BASE(9115B-PT1) 12P CONNE SOCKET			
CX131 CX163 CX164 CY034	nsp nsp nsp nsp	00D 205 1383 020 00D 205 1387 026 00D 205 0773 000 00D 205 0653 036	13P-FFC-BASE(9615C) 16P BASE(9115B-PT1) 16P SOCKET(9110S) 3P VH CON.BASE			
CY044 CY124 CY125 CY163 CY164	nsp nsp nsp nsp nsp	00D 205 0343 045 00D 205 0536 027 00D 205 1386 085 00D 205 0773 000 00D 205 1387 026	4P CONN.BASE(KR-PH) 12P CONNE SOCKET 12P BASE(9115B-PT1) 16P SOCKET(9110S) 16P BASE(9115B-PT1)			
CY331 FB301 JK205	 nsp	00D 205 1383 004 00D 235 0130 903 00D 205 1222 000	33P-FFC-BASE(9615C) CHIP EMIFIL(11A121) +1608 RJ-45 JACK(GND)			
JK301 JK302,303 JK306 L501	 nsp	00D 204 8731 009 00D 204 8728 009 00D 204 8728 009 00D 235 0125 905	6P PIN JACK(21-3995) 1P PIN JACK(BK)-LF 1P PIN JACK(BK)-LF INDUCTOR(FLC32C220K)+3216			
W101 X101 X301	 nsp	 00D 399 1017 002 00D 399 0951 004	M3-SCREW-TERMINAL08R X-TAL(24.576MHZ) X'TAL(25MHZ)			

00DGU-3748 DIGITAL VIDEO P.W.B. UNIT ASS'Y

Ref. No.	nsp	Part No.	Part Name	Remarks	Q'ty	New
SEMICONDUCTORS GROUP						
IC100		00D 262 2570 903	TC7W241FU(TE12L)			
IC101		00D 262 3599 006	SXVX50(Reon)			
IC701		00D 262 3623 008	K4D553238F-VC36			
IC800		00D 262 2977 933	BA50BC0FP-E2			
IC801		00D 262 3265 903	LM1117MPX-1.8 +C			
IC802		00D 262 3364 011	SII9030CTU-7			
IC803		00D 262 3617 904	LP2996MX			
IC806		00D GEN 8105	I/P ROM SUB ASSY	MX29LV320CBTC-70G		
IC807,808		00D 262 3493 908	TC7MBL3245AFK			
IC809		00D 262 1230 901	TC7S04FTE85L +C			
TR800		00D 273 0460 905	KTC2875B-RTK +C			
TR803		00D 275 0110 905	HN1K02FU-TE85L			
D800,801		00D 276 0717 903	1SS355 TE-17 +C			
D802		00D 276 0750 902	RB521S-30TE61 +REF			
D804		00D 276 0717 903	1SS355 TE-17 +C			
RESISTORS GROUP						
R270,271		00D 247 2020 933	RM73B--103FT +1608			
R601		00D 247 2025 941	RM73B--221FT			
R602,603		00D 247 2019 928	RM73B--750FT			
R637,638		00D 247 2020 933	RM73B--103FT +1608			
R813		00D 247 2025 938	RM73B--391FT			
R842-845		00D 247 2025 909	RM73B--821FT			
CAPACITORS GROUP						
C100-103	nsp	00D 257 5009 974	CK73F1C104ZT +1005			
C106	nsp	00D 257 0506 951	CC73CH1H101JT +1608			
C108	nsp	00D 257 5009 974	CK73F1C104ZT +1005			
C111	nsp	00D 257 5009 974	CK73F1C104ZT +1005			
C112	nsp	00D 257 5009 916	CK73B1C103KT			
C113	nsp	00D 257 5009 974	CK73F1C104ZT +1005			
C114	nsp	00D 257 5009 916	CK73B1C103KT			
C115	nsp	00D 257 5009 974	CK73F1C104ZT +1005			
C116	nsp	00D 257 5009 916	CK73B1C103KT			
C117	nsp	00D 257 5009 974	CK73F1C104ZT +1005			
C118	nsp	00D 257 5009 916	CK73B1C103KT			
C119	nsp	00D 257 5009 974	CK73F1C104ZT +1005			
C120	nsp	00D 257 5003 983	CC73CH1H470JT			
C121,122	nsp	00D 257 5009 974	CK73F1C104ZT +1005			
C123	nsp	00D 257 5003 983	CC73CH1H470JT			
C124-129	nsp	00D 257 5009 974	CK73F1C104ZT +1005			
C130	nsp	00D 257 5003 983	CC73CH1H470JT			
C131-133	nsp	00D 257 5009 974	CK73F1C104ZT +1005			
C134	nsp	00D 257 5003 983	CC73CH1H470JT			
C135-143	nsp	00D 257 5009 974	CK73F1C104ZT +1005			
C144-154	nsp	00D 257 5009 916	CK73B1C103KT			
C155	nsp	00D 257 5003 983	CC73CH1H470JT			
C156-160	nsp	00D 257 5009 916	CK73B1C103KT			
C161,162	nsp	00D 257 5009 974	CK73F1C104ZT +1005			
C163	nsp	00D 257 5003 983	CC73CH1H470JT			

	Ref. No.	nsp	Part No.	Part Name	Remarks	Q'ty	New
	C164-174	nsp	00D 257 5009 916	CK73B1C103KT			
	C175,176	nsp	00D 257 5009 974	CK73F1C104ZT +1005			
	C300		00D 257 2015 916	CS77B1A101MT			
	C301		00D 257 4011 905	CE67C0J101MT (RV2) +REF			
	C302		00D 257 2015 932	CS77B1A470MT			
	C303		00D 257 4011 905	CE67C0J101MT (RV2) +REF			
	C304		00D 257 2015 929	CS77B1A220MT			
	C305-309		00D 257 4012 904	CE67C1C100MT (RV2B55 +REF			
	C310,311		00D 257 2015 929	CS77B1A220MT			
	C312		00D 257 4012 917	CE67C1C220MT (RV2) +REF			
	C313		00D 257 2015 929	CS77B1A220MT			
	C314-321	nsp	00D 257 5003 983	CC73CH1H470JT			
	C600-607	nsp	00D 257 5009 916	CK73B1C103KT			
	C608,609	nsp	00D 257 5009 974	CK73F1C104ZT +1005			
	C610,611	nsp	00D 257 5003 983	CC73CH1H470JT			
	C612	nsp	00D 257 5009 974	CK73F1C104ZT +1005			
	C613	nsp	00D 257 5003 983	CC73CH1H470JT			
	C614-618	nsp	00D 257 5009 974	CK73F1C104ZT +1005			
	C619,620	nsp	00D 257 5003 983	CC73CH1H470JT			
	C621	nsp	00D 257 5009 974	CK73F1C104ZT +1005			
	C622	nsp	00D 257 5003 983	CC73CH1H470JT			
	C623-625	nsp	00D 257 5009 974	CK73F1C104ZT +1005			
	C626-641	nsp	00D 257 5009 916	CK73B1C103KT			
	C642	nsp	00D 257 5009 974	CK73F1C104ZT +1005			
	C643,644	nsp	00D 257 5009 916	CK73B1C103KT			
	C645-654	nsp	00D 257 5009 974	CK73F1C104ZT +1005			
	C657	nsp	00D 257 5009 974	CK73F1C104ZT +1005			
	C658,659		00D 257 4012 917	CE67C1C220MT (RV2) +REF			
	C660		00D 257 2015 932	CS77B1A470MT			
	C661		00D 257 4011 905	CE67C0J101MT (RV2) +REF			
	C662		00D 257 2015 932	CS77B1A470MT			
	C663		00D 257 4011 905	CE67C0J101MT (RV2) +REF			
	C664		00D 257 2015 916	CS77B1A101MT			
	C665		00D 257 2015 929	CS77B1A220MT			
	C666		00D 257 4012 904	CE67C1C100MT (RV2B55 +REF			
	C667-688	nsp	00D 257 5009 916	CK73B1C103KT			
	C689		00D 257 4012 904	CE67C1C100MT (RV2B55 +REF			
	C690	nsp	00D 257 5009 974	CK73F1C104ZT +1005			
	C691	nsp	00D 257 5009 916	CK73B1C103KT			
	C692,693	nsp	00D 257 5003 983	CC73CH1H470JT			
	C800,801	nsp	00D 257 5009 974	CK73F1C104ZT +1005			
	C803	nsp	00D 257 5009 974	CK73F1C104ZT +1005			
	C805-809	nsp	00D 257 5009 974	CK73F1C104ZT +1005			
	C810	nsp	00D 257 5006 993	CK73B1H102KT +1005			
	C811,812	nsp	00D 257 5009 974	CK73F1C104ZT +1005			
	C813,814	nsp	00D 257 5006 993	CK73B1H102KT +1005			
	C815	nsp	00D 257 5009 974	CK73F1C104ZT +1005			
	C816	nsp	00D 257 5006 993	CK73B1H102KT +1005			
	C817	nsp	00D 257 5009 974	CK73F1C104ZT +1005			
	C818-821	nsp	00D 257 5006 993	CK73B1H102KT +1005			
	C822,823	nsp	00D 257 5009 974	CK73F1C104ZT +1005			
	C824-826	nsp	00D 257 5006 993	CK73B1H102KT +1005			
	C835-838	nsp	00D 257 0516 954	CK73B1E104KT +1608			
	C842,843		00D 257 4012 920	CE67C1C470MT (RV2) +REF			
	C844		00D 257 2015 929	CS77B1A220MT			
	C845,846		00D 254 4655 922	CE67C0J470MT (RV2) +REF			

Ref. No.	nsp	Part No.	Part Name	Remarks	Q'ty	New
C847,848		00D 254 4655 906	CE67C0J220MT (RV2) +REF			
C849		00D 254 4655 922	CE67C0J470MT (RV2) +REF			
C850-854		00D 257 4012 904	CE67C1C100MT (RV2B55 +REF			
C855	nsp	00D 257 5009 916	CK73B1C103KT			
C857-859	nsp	00D 257 5009 974	CK73F1C104ZT +1005			
OTHERS PARTS GROUP						
AS601-603		-	M3 SCREW TERMINAL			
AS800,801		-	M3-SCREW-TERMINAL08R			
CX123	nsp	00D 205 1324 021	12P PIN HEADER(9120)			
CX162	nsp	00D 205 1324 063	16P PIN HEADER(9120)			
CX811	nsp	00D 205 1394 006	19P HDMI CONNECTOR			
CY054	nsp	00D 205 0449 059	5P VH CONNECTOR BASE			
CY122	nsp	00D 205 1386 085	12P BASE(9115B-PT1)			
CY125	nsp	00D 205 1386 085	12P BASE(9115B-PT1)			
CY131		00D 205 1383 020	13P-FFC-BASE(9615C)			
CY161	nsp	00D 205 1324 063	16P PIN HEADER(9120)			
FB100		00D 235 0136 907	FBMJ1608HS280NT +1608			
FB101-104	nsp	00D 247 2005 903	RM73B--101JT +1608			
FB800-806	nsp	00D 247 2018 903	RM73B--0R0KT +1608			
FB807	nsp	00D 247 2003 989	RM73B--330JT +1608			
L800-802		00D 235 0125 905	INDUCTOR(FLC32C220K)+3216			
X100		00D 262 3421 909	FCXO-03L(27.000MHz)			

PARTS LIST OF P.W.B. UNIT (for E2, E2A model)

* 本表に記載されている部品は、補修用部品のため製品に使用している部品とは一部、形状、寸法などが異なる場合があります。
 * The parts listed below are for maintenance only, might differ from the parts used in the unit in appearances or dimensions.

* "nsp" 印の部品は常時在庫していませんので供給に長時間を要することがあります。場合によっては、供給をお断りする場合があります。
 * Part indicated with the mark "nsp" are not always in stock and possibly to take a long period of time for supplying, or in some case supplying of part may be refused.

00DGU-3729A MAIN/A.VIDEO P.W.B. UNIT ASS'Y

Ref. No.	nsp	Part No.	Part Name	Remarks	Q'ty	New
SEMICONDUCTORS GROUP						
IC101		00D 262 2977 917	BA25BC0FP-E2			
IC102		00D 263 1205 900	PQ012FZ01ZP +C			
IC151		00D 262 3591 907	BD7956FS-E2			
IC152		00D GEN 8103	EEPROM ROM SUB ASSY	BR24L32F-WE2 +C		
IC153		00D 262 3082 924	BD4730G-TR			
IC154		00D 262 3216 907	SM8707EV +C			
IC155		00D GEN 8283	FE/BE ROM SUB ASSY	MX29LV320CBTC-70G		
IC156		00D 262 3594 001	EM638165TS-7G			
IC157		00D 262 3592 003	MN2DS0009AA			
IC158		00D 262 3594 001	EM638165TS-7G			
IC159		00D 262 2517 908	SN74LV08APW-EL2 +REF			
IC161		00D 262 3601 907	TC7WH157FU(TE12L,F)			
IC301		00D 263 0673 902	BA10393F-E2 +C			
IC400		00D 262 2514 901	SN74LV138APW-EL2 +C			
IC401		00D 262 3217 003	CXD2753R +C			
IC402		00D 262 2641 900	SN74LV541APW-EL2 +C			
IC403-406		00D 262 3242 900	SN74LV273APW-EL2 +REF			
IC409		00D 262 2875 006	16M SDRAM(TSOP)-7/8 +C			
IC410,411		00D 262 2669 908	SN74LV157APW +C			
IC412-414		00D 262 2517 908	SN74LV08APW-EL2 +REF			
IC500		00D 262 2977 917	BA25BC0FP-E2			
IC501		00D 262 3478 004	ADV7320			
IC502		00D 262 3595 903	SN74LV594APWR			
IC503		00D 262 3277 904	SN74LVC157APW-EL2 +C			
IC505		00D 262 3365 900	BH7868FS			
IC507		00D 262 2813 903	SN74AHCT08PWR			
IC550		00D 262 3478 004	ADV7320			
IC551		00D 262 3365 900	BH7868FS			
IC651		00D 262 1793 901	TC4W53F +C			
IC652		00D 262 0707 901	TC4053BF (TAPE) +C			
IC653		00D 263 1115 906	NJM2267M (TE2)			
IC654		00D 262 2534 907	BA7660FS-E2 +C			
TR150		00D 272 0160 901	2SB1132T100Q +C			
TR153		00D 272 0160 901	2SB1132T100Q +C			
TR154,155		00D 273 0487 904	2SC2412K_T146R			
TR156		00D 269 0082 902	DTC114EKT96 +C			
TR157		00D 275 0109 903	2SK3019-TL			
TR158		00D 269 0082 902	DTC114EKT96 +C			
TR159		00D 271 0259 903	2SA1162-GR(TE85L)			
TR160		00D 269 0082 902	DTC114EKT96 +C			
TR161		00D 273 0487 904	2SC2412K_T146R			
TR162		00D 275 0109 903	2SK3019-TL			
TR163		00D 273 0487 904	2SC2412K_T146R			
TR164,165		00D 275 0109 903	2SK3019-TL			
TR166,167		00D 269 0229 901	DTC143TUAT106			
TR302		00D 273 0460 905	KTC2875B-RTK +C			
TR502-504		00D 271 0293 901	2SA1022-B +C			
TR550-552		00D 272 0125 904	2SB709A +C			

Ref. No.	nsp	Part No.	Part Name	Remarks	Q'ty	New
TR553,554 TR651,652 TR653 TR654,655		00D 271 0293 901 00D 269 0082 902 00D 269 0083 901 00D 269 0082 902	2SA1022-B +C DTC114EKT96 +C DTA114EKT96 +C DTC114EKT96 +C			
D101,102 D152 D500		00D 276 0401 905 00D 276 0401 905 00D 276 0717 903	1SS133T77 (TAPE) 1SS133T77 (TAPE) 1SS355 TE-17 +C			
RESISTORS GROUP						
RR301 RR303 RR304 RR316		00D 247 2020 933 00D 247 2020 933 00D 247 2028 906 00D 247 2021 903	RM73B--103FT +1608 RM73B--103FT +1608 RM73B--302FT +1608 RM73B--122FT +1608			
RR318-320 RA500-506 RA507,508 RA550-556		00D 247 2021 903 00D 247 9002 909 00D 247 9007 920 00D 247 9002 909	RM73B--122FT +1608 MNR14=330JE0AB +C MNR14=0R0JE0 MNR14=330JE0AB +C			
VR501 VR550,551		00D 211 6148 906 00D 211 6148 906	V03PB471MT(RH03ADCS) +REF V03PB471MT(RH03ADCS) +REF			
CAPACITORS GROUP						
C101 C102 C103 C104	nsp nsp nsp nsp	00D 257 0512 903 00D 254 4533 921 00D 257 0511 904 00D 257 0512 903	CK73F1E104ZT +1608 CE04W0J101MT SMG/RE3 CK73F1H103ZT +1608 CK73F1E104ZT +1608			
C105,106 C107 C108 C109 C111	nsp nsp nsp nsp	00D 254 4533 921 00D 257 0512 903 00D 257 0511 904 00D 257 0512 903 00D 257 4012 917	CE04W0J101MT SMG/RE3 CK73F1E104ZT +1608 CK73F1H103ZT +1608 CK73F1E104ZT +1608 CE67C1C220MT (RV2) +REF			
C112 C113 C114 C115 C116	nsp nsp nsp nsp	00D 257 0512 903 00D 257 4011 905 00D 257 2015 929 00D 257 4011 905 00D 257 0507 976	CK73F1E104ZT +1608 CE67C0J101MT (RV2) +REF CS77B1A220MT CE67C0J101MT (RV2) +REF CC73CH1H331JT +1608			
C117 C118 C119,120 C121 C122	nsp nsp nsp nsp	00D 257 2015 929 00D 257 0512 903 00D 257 4011 905 00D 257 0512 903 00D 257 4012 917	CS77B1A220MT CK73F1E104ZT +1608 CE67C0J101MT (RV2) +REF CK73F1E104ZT +1608 CE67C1C220MT (RV2) +REF			
C123 C124,125 C126,127 C136,137 C138	nsp nsp nsp nsp	00D 257 0512 903 00D 257 4011 905 00D 257 0512 903 00D 257 0511 904 00D 257 4011 905	CK73F1E104ZT +1608 CE67C0J101MT (RV2) +REF CK73F1E104ZT +1608 CK73F1H103ZT +1608 CE67C0J101MT (RV2) +REF			
C139 C148,149 C150 C151 C152	nsp nsp nsp nsp	00D 257 0512 903 00D 257 2017 901 00D 257 0512 903 00D 257 4012 933 00D 257 4012 920	CK73F1E104ZT +1608 CS77B0J101MT(SK8) CK73F1E104ZT +1608 CE67C1C101MT (RV2) +REF CE67C1C470MT (RV2) +REF			
C155 C156,157	nsp nsp	00D 257 0512 903 00D 257 4012 917	CK73F1E104ZT +1608 CE67C1C220MT (RV2) +REF			

	Ref. No.	nsp	Part No.	Part Name	Remarks	Q'ty	New
	C160		00D 257 4012 920	CE67C1C470MT (RV2) +REF			
	C163	nsp	00D 257 0508 917	CC73CH1H471JT +1608			
	C164		00D 257 4012 917	CE67C1C220MT (RV2) +REF			
	C165	nsp	00D 257 0512 903	CK73F1E104ZT +1608			
	C166		00D 257 4012 920	CE67C1C470MT (RV2) +REF			
	C167	nsp	00D 257 0512 903	CK73F1E104ZT +1608			
	C170		00D 257 4012 920	CE67C1C470MT (RV2) +REF			
	C171		00D 257 4012 917	CE67C1C220MT (RV2) +REF			
	C172	nsp	00D 257 0501 901	CK73B1H103KT (1608) +1608			
	C174		00D 257 4012 917	CE67C1C220MT (RV2) +REF			
	C175	nsp	00D 257 0512 903	CK73F1E104ZT +1608			
	C176		00D 257 4012 917	CE67C1C220MT (RV2) +REF			
	C177	nsp	00D 257 0516 954	CK73B1E104KT +1608			
	C178	nsp	00D 257 0520 908	CK73B1A154KT +1608			
	C179	nsp	00D 257 0516 954	CK73B1E104KT +1608			
	C180	nsp	00D 257 0516 925	CK73B1E333KT +1608			
	C181	nsp	00D 257 0512 903	CK73F1E104ZT +1608			
	C182	nsp	00D 257 0506 951	CC73CH1H101JT +1608			
	C183	nsp	00D 257 0501 930	CK73B1H183KT			
	C184,185	nsp	00D 257 0512 903	CK73F1E104ZT +1608			
	C186	nsp	00D 257 0521 907	CK73B1A105KT +1608			
	C187-189	nsp	00D 257 0512 903	CK73F1E104ZT +1608			
	C190		00D 254 4655 922	CE67C0J470MT (RV2) +REF			
	C191-195	nsp	00D 257 0512 903	CK73F1E104ZT +1608			
	C196		00D 257 2017 901	CS77B0J101MT(SK8)			
	C197	nsp	00D 257 0516 954	CK73B1E104KT +1608			
	C198,199	nsp	00D 257 0511 904	CK73F1H103ZT +1608			
	C200	nsp	00D 257 0512 903	CK73F1E104ZT +1608			
	C201,202	nsp	00D 257 0516 954	CK73B1E104KT +1608			
	C203		00D 257 4011 905	CE67C0J101MT (RV2) +REF			
	C204	nsp	00D 257 0516 954	CK73B1E104KT +1608			
	C205-207	nsp	00D 257 0512 903	CK73F1E104ZT +1608			
	C208		00D 257 4011 905	CE67C0J101MT (RV2) +REF			
	C209	nsp	00D 257 0516 954	CK73B1E104KT +1608			
	C210	nsp	00D 257 0520 911	CK73B1A224KT +1608			
	C211	nsp	00D 257 0512 903	CK73F1E104ZT +1608			
	C212,213	nsp	00D 257 0506 951	CC73CH1H101JT +1608			
	C214		00D 257 4011 905	CE67C0J101MT (RV2) +REF			
	C215,216	nsp	00D 257 0512 903	CK73F1E104ZT +1608			
	C217	nsp	00D 257 0509 929	CK73B1H102KT +1608			
	C218-220	nsp	00D 257 0512 903	CK73F1E104ZT +1608			
	C221	nsp	00D 257 0511 904	CK73F1H103ZT +1608			
	C222	nsp	00D 257 0503 909	CC73CH1H8R0DT +1608			
	C223-225	nsp	00D 257 0512 903	CK73F1E104ZT +1608			
	C227	nsp	00D 257 0503 909	CC73CH1H8R0DT +1608			
	C228	nsp	00D 257 0512 903	CK73F1E104ZT +1608			
	C229	nsp	00D 257 0511 904	CK73F1H103ZT +1608			
	C230-232	nsp	00D 257 0512 903	CK73F1E104ZT +1608			
	C236,237	nsp	00D 257 0512 903	CK73F1E104ZT +1608			
	C238,239	nsp	00D 257 0509 929	CK73B1H102KT +1608			
	C240	nsp	00D 257 0512 903	CK73F1E104ZT +1608			
	C241	nsp	00D 257 0509 929	CK73B1H102KT +1608			
	C242-250	nsp	00D 257 0512 903	CK73F1E104ZT +1608			
	C251		00D 257 4011 905	CE67C0J101MT (RV2) +REF			
	C252-256	nsp	00D 257 0512 903	CK73F1E104ZT +1608			
	C257	nsp	00D 257 0506 951	CC73CH1H101JT +1608			
	C258	nsp	00D 257 0512 903	CK73F1E104ZT +1608			

Ref. No.	nsp	Part No.	Part Name	Remarks	Q'ty	New
C259	nsp	00D 257 0506 951	CC73CH1H101JT +1608			
C260,261	nsp	00D 257 0512 903	CK73F1E104ZT +1608			
C262		00D 257 4011 905	CE67C0J101MT (RV2) +REF			
C264-266	nsp	00D 257 0520 911	CK73B1A224KT +1608			
C267	nsp	00D 257 0516 954	CK73B1E104KT +1608			
C268		00D 257 4011 905	CE67C0J101MT (RV2) +REF			
C269-272	nsp	00D 257 0512 903	CK73F1E104ZT +1608			
C273		00D 257 4011 905	CE67C0J101MT (RV2) +REF			
C274-277	nsp	00D 257 0512 903	CK73F1E104ZT +1608			
C282	nsp	00D 257 0516 954	CK73B1E104KT +1608			
C305	nsp	00D 257 0512 903	CK73F1E104ZT +1608			
C396	nsp	00D 257 0509 929	CK73B1H102KT +1608			
C397	nsp	00D 257 0512 903	CK73F1E104ZT +1608			
C398	nsp	00D 257 0509 929	CK73B1H102KT +1608			
C399	nsp	00D 257 0512 903	CK73F1E104ZT +1608			
C405	nsp	00D 257 0512 903	CK73F1E104ZT +1608			
C406	nsp	00D 257 0509 929	CK73B1H102KT +1608			
C407-411	nsp	00D 257 0512 903	CK73F1E104ZT +1608			
C412		00D 257 4012 917	CE67C1C220MT (RV2) +REF			
C414	nsp	00D 257 0512 903	CK73F1E104ZT +1608			
C415	nsp	00D 257 0511 904	CK73F1H103ZT +1608			
C417	nsp	00D 257 0503 925	CC73CH1H100DT +1608			
C418	nsp	00D 257 0501 901	CK73B1H103KT (1608) +1608			
C419-421	nsp	00D 257 0512 903	CK73F1E104ZT +1608			
C422,423	nsp	00D 257 0511 904	CK73F1H103ZT +1608			
C424	nsp	00D 257 0512 903	CK73F1E104ZT +1608			
C425	nsp	00D 257 0509 929	CK73B1H102KT +1608			
C426,427	nsp	00D 257 0512 903	CK73F1E104ZT +1608			
C428	nsp	00D 257 0509 929	CK73B1H102KT +1608			
C429,430	nsp	00D 257 0512 903	CK73F1E104ZT +1608			
C431		00D 257 4011 905	CE67C0J101MT (RV2) +REF			
C432-438	nsp	00D 257 0512 903	CK73F1E104ZT +1608			
C439		00D 257 4011 905	CE67C0J101MT (RV2) +REF			
C440	nsp	00D 257 0511 904	CK73F1H103ZT +1608			
C441	nsp	00D 257 0512 903	CK73F1E104ZT +1608			
C442	nsp	00D 257 0509 929	CK73B1H102KT +1608			
C443	nsp	00D 257 0512 903	CK73F1E104ZT +1608			
C444	nsp	00D 257 0511 904	CK73F1H103ZT +1608			
C445,446	nsp	00D 257 0512 903	CK73F1E104ZT +1608			
C447	nsp	00D 257 0509 929	CK73B1H102KT +1608			
C448	nsp	00D 257 0511 904	CK73F1H103ZT +1608			
C449-454	nsp	00D 257 0512 903	CK73F1E104ZT +1608			
C455		00D 257 4011 905	CE67C0J101MT (RV2) +REF			
C477-479	nsp	00D 257 0512 903	CK73F1E104ZT +1608			
C480	nsp	00D 257 0511 904	CK73F1H103ZT +1608			
C481	nsp	00D 257 0512 903	CK73F1E104ZT +1608			
C482	nsp	00D 257 0511 904	CK73F1H103ZT +1608			
C483-488	nsp	00D 257 0512 903	CK73F1E104ZT +1608			
C500,501	nsp	00D 257 0509 929	CK73B1H102KT +1608			
C502-504	nsp	00D 257 0512 903	CK73F1E104ZT +1608			
C505	nsp	00D 257 0501 901	CK73B1H103KT (1608) +1608			
C506	nsp	00D 257 0512 903	CK73F1E104ZT +1608			
C507,508	nsp	00D 257 0506 951	CC73CH1H101JT +1608			
C509	nsp	00D 257 0512 903	CK73F1E104ZT +1608			
C511	nsp	00D 257 0501 901	CK73B1H103KT (1608) +1608			
C512-514	nsp	00D 257 0512 903	CK73F1E104ZT +1608			
C516	nsp	00D 257 0512 903	CK73F1E104ZT +1608			

Ref. No.	nsp	Part No.	Part Name	Remarks	Q'ty	New
C517	nsp	00D 257 0509 903	CK73B1H821KT +1608			
C518	nsp	00D 257 0510 921	CK73B1H392KT +1608			
C519-525	nsp	00D 257 0512 903	CK73F1E104ZT +1608			
C526,527	nsp	00D 257 0501 901	CK73B1H103KT (1608) +1608			
C528	nsp	00D 257 0516 954	CK73B1E104KT +1608			
C530-533	nsp	00D 257 0501 901	CK73B1H103KT (1608) +1608			
C534	nsp	00D 257 0516 954	CK73B1E104KT +1608			
C536	nsp	00D 257 0512 903	CK73F1E104ZT +1608			
C553,554	nsp	00D 257 0512 903	CK73F1E104ZT +1608			
C556	nsp	00D 257 0512 903	CK73F1E104ZT +1608			
C559	nsp	00D 257 0512 903	CK73F1E104ZT +1608			
C600,601	nsp	00D 257 0512 903	CK73F1E104ZT +1608			
C605	nsp	00D 257 0501 901	CK73B1H103KT (1608) +1608			
C606,607	nsp	00D 257 0512 903	CK73F1E104ZT +1608			
C609	nsp	00D 257 0509 903	CK73B1H821KT +1608			
C610	nsp	00D 257 0512 903	CK73F1E104ZT +1608			
C611	nsp	00D 257 0510 921	CK73B1H392KT +1608			
C612-617	nsp	00D 257 0512 903	CK73F1E104ZT +1608			
C618-623	nsp	00D 257 0501 901	CK73B1H103KT (1608) +1608			
C624	nsp	00D 257 0512 903	CK73F1E104ZT +1608			
C651,652	nsp	00D 257 0512 903	CK73F1E104ZT +1608			
C657-660	nsp	00D 257 0512 903	CK73F1E104ZT +1608			
C669-673	nsp	00D 257 0512 903	CK73F1E104ZT +1608			
C676	nsp	00D 257 0512 903	CK73F1E104ZT +1608			
C680	nsp	00D 257 0511 904	CK73F1H103ZT +1608			
C681	nsp	00D 257 0509 929	CK73B1H102KT +1608			
C696	nsp	00D 257 0512 903	CK73F1E104ZT +1608			
C900		00D 254 4655 922	CE67C0J470MT (RV2) +REF			
C901		00D 257 2015 929	CS77B1A220MT			
C902-906		00D 257 4011 905	CE67C0J101MT (RV2) +REF			
C907		00D 254 4660 946	CE67C1H010MT (RV2B55 +REF			
C908		00D 254 4655 922	CE67C0J470MT (RV2) +REF			
C909		00D 257 4011 905	CE67C0J101MT (RV2) +REF			
C910		00D 254 4660 946	CE67C1H010MT (RV2B55 +REF			
C911		00D 254 4655 922	CE67C0J470MT (RV2) +REF			
C912		00D 257 4012 917	CE67C1C220MT (RV2) +REF			
C913		00D 254 4655 977	CE67C0J102MT (RV) +REF			
C914		00D 257 4011 905	CE67C0J101MT (RV2) +REF			
C915		00D 254 4655 977	CE67C0J102MT (RV) +REF			
C916		00D 257 4011 905	CE67C0J101MT (RV2) +REF			
C917		00D 254 4655 977	CE67C0J102MT (RV) +REF			
C918		00D 257 4011 905	CE67C0J101MT (RV2) +REF			
C920		00D 257 4012 917	CE67C1C220MT (RV2) +REF			
C921		00D 257 4011 905	CE67C0J101MT (RV2) +REF			
C922		00D 257 4012 917	CE67C1C220MT (RV2) +REF			
C928		00D 257 4011 905	CE67C0J101MT (RV2) +REF			
C930-934		00D 257 4011 905	CE67C0J101MT (RV2) +REF			
C935-937		00D 254 4660 946	CE67C1H010MT (RV2B55 +REF			
C938		00D 257 4012 917	CE67C1C220MT (RV2) +REF			
C939		00D 257 4011 905	CE67C0J101MT (RV2) +REF			
C940		00D 257 4012 917	CE67C1C220MT (RV2) +REF			
C941		00D 257 4011 905	CE67C0J101MT (RV2) +REF			
C942		00D 257 4012 917	CE67C1C220MT (RV2) +REF			
C943		00D 257 4011 905	CE67C0J101MT (RV2) +REF			
C944		00D 257 4012 917	CE67C1C220MT (RV2) +REF			
C945		00D 257 4012 904	CE67C1C100MT (RV2B55 +REF			
C946,947		00D 257 4011 905	CE67C0J101MT (RV2) +REF			

Ref. No.	nsp	Part No.	Part Name	Remarks	Q'ty	New
C948		00D 257 4012 917	CE67C1C220MT (RV2) +REF			
C949		00D 257 4011 905	CE67C0J101MT (RV2) +REF			
C951-954		00D 257 4012 920	CE67C1C470MT (RV2) +REF			
C955-959		00D 257 4011 905	CE67C0J101MT (RV2) +REF			
C960		00D 257 4012 917	CE67C1C220MT (RV2) +REF			
C962		00D 257 4011 905	CE67C0J101MT (RV2) +REF			
C963		00D 257 4012 917	CE67C1C220MT (RV2) +REF			
C984,985		00D 257 4012 917	CE67C1C220MT (RV2) +REF			
C986,987	nsp	00D 257 0512 903	CK73F1E104ZT +1608			
C988		00D 257 4012 917	CE67C1C220MT (RV2) +REF			
C990-992	nsp	00D 257 0512 903	CK73F1E104ZT +1608			
C995,996	nsp	00D 257 0512 903	CK73F1E104ZT +1608			
OTHERS PARTS GROUP						
AS601,602		-	M3-SCREW-TERMINAL08R			
CX044	nsp	00D 205 0355 046	4P KR CON BASE(L)			
CX053	nsp	00D 205 0355 059	5P KR CON BASE(L)			
CX122	nsp	00D 205 1386 085	12P BASE(9115B-PT1)			
CX125	nsp	00D 205 1386 085	12P BASE(9115B-PT1)			
CX151		00D 205 1224 930	15P FFC BASE(9616A)			
CX161	nsp	00D 205 1324 063	16P PIN HEADER(9120)			
CX171		00D 205 1382 005	17P-FFC-BASE(9615C)			
CX211		00D 205 1346 009	21P 1.25FJ CONN.BASE			
CX241		00D 205 1264 916	24P-FFC-BASE(9631SG)			
CX331		00D 205 1383 004	33P-FFC-BASE(9615C)			
CY071	nsp	00D 205 0355 075	7P KR CON BASE(L)			
CY123	nsp	00D 205 1324 021	12P PIN HEADER(9120)			
CY132	nsp	00D 205 0480 034	13P KR CON BASE(L)			
CY162	nsp	00D 205 1324 063	16P PIN HEADER(9120)			
CY211		00D 205 1345 000	21P 1.25FJ CONN.PLUG			
FB101		00D 235 0136 907	FBMJ1608HS280NT +1608			
FB103-107		00D 235 0136 907	FBMJ1608HS280NT +1608			
FB150		00D 235 0130 903	CHIP EMIFIL(11A121) +1608			
FB155,156		00D 235 0130 903	CHIP EMIFIL(11A121) +1608			
FB159-161	nsp	00D 247 2018 903	RM73B--0R0KT +1608			
FB652-655		00D 235 0130 903	CHIP EMIFIL(11A121) +1608			
JK703		00D 205 1395 005	1P S-TERMINAL-LF			
JK705-708		00D 204 8728 009	1P PIN JACK(BK)-LF			
L150		00D 235 0125 905	INDUCTOR(FLC32C220K)+3216			
L154-156		00D 235 0074 933	INDUCTOR(101)ST			
L157,158		00D 235 0125 905	INDUCTOR(FLC32C220K)+3216			
L502-504		00D 235 0125 905	INDUCTOR(FLC32C220K)+3216			
L552-554		00D 235 0125 905	INDUCTOR(FLC32C220K)+3216			
L652-654		00D 235 0125 905	INDUCTOR(FLC32C220K)+3216			
X150		00D 399 0596 003	XTAL(27MHZ)			

00DGU-3730A POWER/DISPLAY P.W.B. UNIT ASS'Y

Ref. No.	nsp	Part No.	Part Name	Remarks	Q'ty	New
SEMICONDUCTORS GROUP						
IC101		00D 262 3606 902	PT6302-R-001(L)			
IC102		00D 262 3602 003	GP1UE271XKVF			
IC521		00D 263 1100 063	KIA7809API			
IC522		00D 263 1099 048	KIA7909PI			
IC901		00D 265 0121 007	TOP244Y			
IC902		00D 263 1256 904	TA76432S(TPE6,F)			
IC904		00D 262 2580 906	CXA1511M +C			
IC905		00D 262 2114 903	UPD4721GS-GJG +C			
IC906		00D 262 3047 008	PC123Y22			
IC907,908		00D 263 1256 904	TA76432S(TPE6,F)			
IC909		00D 262 3277 904	SN74LVC157APW-EL2 +C			
IC910		00D 263 1100 021	KIA7812API			
TR101,102		00D 269 0082 902	DTC114EKT96 +C			
TR103,104		00D 271 0308 906	2SA933ASTPS			
TR105,106		00D 269 0082 902	DTC114EKT96 +C			
TR901		00D 271 0308 906	2SA933ASTPS			
TR902		00D 272 0170 001	2SB1268(R/S)			
TR903		00D 274 0036 905	2SD468(C)TF			
TR904		00D 272 0083 004	2SB1185(E/F)			
TR905		00D 274 0036 905	2SD468(C)TF			
TR906,907		00D 269 0083 901	DTA114EKT96 +C			
TR908,909		00D 269 0082 902	DTC114EKT96 +C			
TR910		00D 275 0115 900	RSS100N03TB			
TR911		00D 269 0055 900	DTA144EKT96 +C			
TR912		00D 269 0054 901	DTC144EKT96 +C			
TR913		00D 274 0209 004	2SC5370			
TR915,916		00D 271 0308 906	2SA933ASTPS			
D101-104		00D 276 0401 905	1SS133T77 (TAPE)			
D501-504		00D 276 0401 905	1SS133T77 (TAPE)			
D901-904		00D 276 0729 904	EM01AT (V1)			
D906		00D 276 0401 905	1SS133T77 (TAPE)			
D907		00D 276 0813 001	AP01C			
D909		00D 276 0401 905	1SS133T77 (TAPE)			
D910		00D 276 0803 008	FMB-G19L			
D911		00D 276 0730 906	AG01ZT (V1)			
D913		00D 276 0835 005	RL10Z			
D914		00D 276 0730 906	AG01ZT (V1)			
D915		00D 276 0401 905	1SS133T77 (TAPE)			
D921,922		00D 276 0401 905	1SS133T77 (TAPE)			
D924,925		00D 276 0401 905	1SS133T77 (TAPE)			
ZD903		00D 276 0762 945	MTZJ36B T77			
ZD904		00D 276 0760 921	MTZJ4.3B T77			
ZD905		00D 276 0760 947	MTZJ5.1B T77			
LD101,102		00D 393 9576 903	SELU1E10CXM-002			
LD103		00D 393 9645 009	SML1216W(D)			
TH901		00D 279 0044 002	NTH11D8R0LA			
FL101		00D 393 8078 004	FL TUBE(15-BT-97GNK)			

Ref. No.	nsp	Part No.	Part Name	Remarks	Q'ty	New
RESISTORS GROUP						
R908		00D 244 2675 729	RS14B3D224JNBF (ERG)			
R916		00D 247 2023 914	RM73B--103DT(1608) +1608			
R917		00D 247 2023 927	RM73B--1652DT(1608) +1608			
R918		00D 244 2055 912	RS14B3AR47JNBST(S)			
R919		00D 244 2681 904	RS14B3A1R5JNBST(S)			
R926		00D 244 2052 973	RS14B3A561JNBST(S)			
R928		00D 244 2052 944	RS14B3A152JNBST(S)			
R929		00D 244 2050 991	RS14B3A682JNBST(S)			
R930		00D 244 2052 973	RS14B3A561JNBST(S)			
R938		00D 244 2051 929	RS14B3A821JNBST(S)			
R955,956		00D 244 2052 973	RS14B3A561JNBST(S)			
R960,961		00D 247 2023 914	RM73B--103DT(1608) +1608			
R962-964		00D 244 2051 929	RS14B3A821JNBST(S)			
R969-974		00D 244 2051 945	RS14B3A010JNBST(S)			
R979,980		00D 241 2313 985	RD14B2E4R7JFRST			
R982-985		00D 244 2681 904	RS14B3A1R5JNBST(S)			
CAPACITORS GROUP						
C101	nsp	00D 257 0512 903	CK73F1E104ZT +1608			
C102	nsp	00D 257 0511 904	CK73F1H103ZT +1608			
C103		00D 254 4300 963	CE04W0J101MT(SRE)			
C104	nsp	00D 257 0512 903	CK73F1E104ZT +1608			
C105	nsp	00D 257 0504 966	CC73CH1H390JT +1608			
C106		00D 254 4300 947	CE04W0J470MT(SRE)			
C107-109	nsp	00D 257 0512 903	CK73F1E104ZT +1608			
C111	nsp	00D 257 0511 904	CK73F1H103ZT +1608			
C503	nsp	00D 257 0511 904	CK73F1H103ZT +1608			
C505	nsp	00D 257 0511 904	CK73F1H103ZT +1608			
C511-514	nsp	00D 257 0512 903	CK73F1E104ZT +1608			
C515,516		00D 254 4693 939	CE04W1H101MT(RF0)			
C521-528	nsp	00D 257 0512 903	CK73F1E104ZT +1608			
C901		00D 256 8038 004	CF99--2EAC104M			
C902,903		00D 253 8029 713	CK45F2EAC471KC(KX)			
C904		00D 254 4589 700	CE04W2G470MC (KMG)			
C905,906		00D 253 8029 713	CK45F2EAC471KC(KX)			
C907	nsp	00D 254 4525 913	CE04W1H470MT SMG/RE3			
C909	nsp	00D 254 4525 913	CE04W1H470MT SMG/RE3			
C910		00D 256 8038 004	CF99--2EAC104M			
C912		00D 253 8029 713	CK45F2EAC471KC(KX)			
C913		00D 254 4713 709	CE04W1E102MC J30(KY)			
C915		00D 254 4653 908	CE04W1V151MT(KY)H11			
C916,917		00D 254 4770 700	CE04W0J562MC(KY)K35			
C918		00D 254 4654 907	CE04W1H220MT(KY)E11			
C920,921		00D 254 4651 900	CE04W0J331MT(KY)E11			
C923	nsp	00D 254 4538 900	CE04W1C100MT SMG/RE3			
C925		00D 254 4536 957	CE04W1A471MT SMG/RE3			
C926		00D 254 4542 705	CE04W1E471MC SMG/RE3			
C927		00D 254 4536 957	CE04W1A471MT SMG/RE3			
C928		00D 254 4542 705	CE04W1E471MC SMG/RE3			
C929	nsp	00D 254 4538 955	CE04W1C221MT SMG/RE3			
C930	nsp	00D 257 0512 903	CK73F1E104ZT +1608			
C931	nsp	00D 257 0511 920	CK73F1H473ZT +1608			
C932	nsp	00D 254 4538 900	CE04W1C100MT SMG/RE3			
C935,936	nsp	00D 257 0512 903	CK73F1E104ZT +1608			

	Ref. No.	nsp	Part No.	Part Name	Remarks	Q'ty	New
	C937	nsp	00D 254 4538 900	CE04W1C100MT SMG/RE3			
	C938	nsp	00D 257 0506 951	CC73CH1H101JT +1608			
	C939	nsp	00D 257 0511 904	CK73F1H103ZT +1608			
	C940	nsp	00D 254 4538 900	CE04W1C100MT SMG/RE3			
	C941-943	nsp	00D 254 4524 901	CE04W1H0R1MT SMG/RE3			
	C944	nsp	00D 254 4533 921	CE04W0J101MT SMG/RE3			
	C945	nsp	00D 257 0512 903	CK73F1E104ZT +1608			
	C946	nsp	00D 254 4538 939	CE04W1C470MT SMG/RE3			
	C947	nsp	00D 257 0511 904	CK73F1H103ZT +1608			
	C948	nsp	00D 254 4524 943	CE04W1H010MT SMG/RE3			
	C949,950	nsp	00D 254 4524 901	CE04W1H0R1MT SMG/RE3			
	C952-954	nsp	00D 257 0512 903	CK73F1E104ZT +1608			
	C956	nsp	00D 257 0512 903	CK73F1E104ZT +1608			
	C958	nsp	00D 257 0512 903	CK73F1E104ZT +1608			
	C959	nsp	00D 257 0511 904	CK73F1H103ZT +1608			
	C960	nsp	00D 257 0512 903	CK73F1E104ZT +1608			
	C961	nsp	00D 257 0506 951	CC73CH1H101JT +1608			
	C963	nsp	00D 257 0509 929	CK73B1H102KT +1608			
	C964	nsp	00D 257 0506 951	CC73CH1H101JT +1608			
	C965	nsp	00D 257 0509 929	CK73B1H102KT +1608			
	C967	nsp	00D 254 4533 921	CE04W0J101MT SMG/RE3			
	C968	nsp	00D 257 0511 904	CK73F1H103ZT +1608			
	C969,970	nsp	00D 257 0512 903	CK73F1E104ZT +1608			
	C977	nsp	00D 257 0512 903	CK73F1E104ZT +1608			
	C978	nsp	00D 254 4538 900	CE04W1C100MT SMG/RE3			
	C980	nsp	00D 257 0512 903	CK73F1E104ZT +1608			
	C981	nsp	00D 254 4538 900	CE04W1C100MT SMG/RE3			
	C982,983	nsp	00D 257 0516 954	CK73B1E104KT +1608			
	C984	nsp	00D 254 4533 921	CE04W0J101MT SMG/RE3			
	C985	nsp	00D 247 2018 903	RM73B--0R0KT +1608			
	C986,987	nsp	00D 257 0512 903	CK73F1E104ZT +1608			
	C989	nsp	00D 257 0512 903	CK73F1E104ZT +1608			
	C990,991	nsp	00D 254 4538 900	CE04W1C100MT SMG/RE3			
	C992	nsp	00D 254 4542 705	CE04W1E471MC SMG/RE3			
⚠	C999		00D 253 8022 707	CK45F2EAC103MC			
OTHERS PARTS GROUP							
	AS601,602		-	RADIATOR			
	AS901,902		-	RADIATOR			
	AS904		-	RADIATOR(PUE26)			
	CW031	nsp	00D 203 5343 044	3P PH-SAN CON.CORD			
	CW052	nsp	00D 203 8549 036	5P PH-SAN CON.CORD			
	CW071	nsp	00D 204 3008 012	7P PH-SAN CON.CORD			
	CW132	nsp	00D 204 6696 010	13P PH-SAN CON.CORD			
	CX024	nsp	00D 205 0581 001	2P VH CONNECTOR BASE			
	CX025	nsp	00D 205 0581 056	2P VH CONNECTOR BASE			
	CX031	nsp	00D 205 0343 032	3P CONN.BASE(KR-PH)			
	CX033,034	nsp	00D 205 0653 036	3P VH CON.BASE			
	CX054	nsp	00D 205 0653 052	5P VH CONNECTOR BASE			
	CX122	nsp	00D 205 0536 027	12P CONNE SOCKET			
	CX123	nsp	00D 205 1326 029	12P SOCKET(9120)			
	CX125	nsp	00D 205 0536 027	12P CONNE SOCKET			
	CX161,162	nsp	00D 205 1326 061	16P SOCKT(9120)			

	Ref. No.	nsp	Part No.	Part Name	Remarks	Q'ty	New
	CY025	nsp	00D 205 0581 056	2P VH CONNECTOR BASE			
	CY033	nsp	00D 205 0653 036	3P VH CON.BASE			
	CY052	nsp	00D 205 0343 058	5P CONN.BASE(KR-PH)			
	CY122	nsp	00D 205 0536 027	12P CONNE SOCKET			
	CY123	nsp	00D 205 1326 029	12P SOCKET(9120)			
	CY125	nsp	00D 205 0536 027	12P CONNE SOCKET			
	CY161,162	nsp	00D 205 1326 061	16P SOCKT(9120)			
⚠	F901		00D 206 1087 073	FUSE (ET1.6A)			
	FF901	nsp	00D 202 0040 909	FUSE CLIP(TAPE)			
	FH901	nsp	00D 202 0040 909	FUSE CLIP(TAPE)			
	JK901		00D 205 1153 001	9P S SUB CONNECTOR			
	JK902		00D 204 8729 008	2P MINI JACK			
	L901		00D 235 0157 009	PLA10AN7720R7D2B			
	L902-904		00D 235 0142 917	COIL LHL08TB4R7MT			
⚠	S101-112		00D 212 5611 903	TACT SWITCH(TAPE H5)			
	S999		00D 212 1030 009	POWER SWITCH (TV-5)			
	ST101		-	STYLE PIN			
⚠	T901		00D 233 0672 009	SW TRANS(230)			
	W903,904		-	M3-SCREW-TERMINAL08R			
	W906,907		-	1P SIN CORD ASSY			
	W909		-	1P SIN CON CORD			
		nsp	ORD 471 3303 016	3X6 CBS-Z			
		nsp	00D 461 0991 026	RUBBER SHEET			
		nsp	00D 513 3827 074	FUSE LABEL	F901		
		nsp	00D 513 3827 087	FUSE LABEL	F901		

00DGU-3731A AUDIO P.W.B. UNIT ASS'Y

Ref. No.	nsp	Part No.	Part Name	Remarks	Q'ty	New
SEMICONDUCTORS GROUP						
IC102		00D 262 3261 907	CY2302 +REF			
IC103		00D 262 3590 018	EPM240T100C5N-17952A			
IC104		00D 262 3380 008	AK4101AVQ			
IC105		00D 262 3449 004	LC89057W-VF4A			
IC106		00D 262 3277 904	SN74LVC157APW-EL2 +C			
IC107		00D 262 3120 909	SN65LVDS31PW +REF			
IC108		00D 262 3125 904	SN65LVDS179DGK-EL2 +REF			
IC110		00D 269 0222 005	GP1FA52HTZ0F			
IC302		00D 262 3589 003	D708E001RFP250			
IC304		00D 263 1205 900	PQ012FZ01ZP +C	MBM29LV160BE90TN		
IC305		00D GEN 8250	DSP ROM SUB ASSY			
IC501-504		00D 262 3332 904	PCM1791ADBR +REF			
IC505		00D 263 0896 909	NJM2068MD-TE1 +C			
IC506-508		00D 263 0615 902	BA15218F-DXE2 +C			
IC509		00D 263 0896 909	NJM2068MD-TE1 +C			
IC510-512		00D 263 0615 902	BA15218F-DXE2 +C			
TR101		00D 273 0487 904	2SC2412K_T146R			
TR151		00D 269 0082 902	DTC114EKT96 +C			
TR501		00D 273 0487 904	2SC2412K_T146R			
TR502		00D 269 0083 901	DTA114EKT96 +C			
TR504		00D 269 0119 901	DTA124EKT96(TAPE) +C			
TR505		00D 273 0487 904	2SC2412K_T146R			
TR506-510		00D 269 0119 901	DTA124EKT96(TAPE) +C			
TR511-515		00D 269 0082 902	DTC114EKT96 +C			
TR516		00D 269 0119 901	DTA124EKT96(TAPE) +C			
TR517		00D 269 0082 902	DTC114EKT96 +C			
TR518-521		00D 269 0119 901	DTA124EKT96(TAPE) +C			
TR522-525		00D 269 0082 902	DTC114EKT96 +C			
TR526-562		00D 273 0460 905	KTC2875B-RTK +C			
D101,102		00D 276 0717 903	1SS355 TE-17 +C			
D301,302		00D 276 0401 905	1SS133T77 (TAPE)			
D505,506		00D 276 0401 905	1SS133T77 (TAPE)			
RESISTORS GROUP						
R445,446		00D 244 2052 986	RS14B3A751JNBST(S)			
R524		00D 244 2052 986	RS14B3A751JNBST(S)			
CAPACITORS GROUP						
C103	nsp	00D 257 0512 903	CK73F1E104ZT +1608			
C104	nsp	00D 257 0511 904	CK73F1H103ZT +1608			
C105	nsp	00D 254 4533 921	CE04W0J101MT SMG/RE3			
C106	nsp	00D 257 0511 904	CK73F1H103ZT +1608			
C107,108	nsp	00D 257 0512 903	CK73F1E104ZT +1608			
C109	nsp	00D 257 0511 904	CK73F1H103ZT +1608			
C110-112	nsp	00D 257 0512 903	CK73F1E104ZT +1608			
C113	nsp	00D 257 0511 904	CK73F1H103ZT +1608			
C114,115	nsp	00D 257 0512 903	CK73F1E104ZT +1608			
C116	nsp	00D 257 0511 904	CK73F1H103ZT +1608			
C117-120	nsp	00D 257 0512 903	CK73F1E104ZT +1608			
C121	nsp	00D 257 0511 904	CK73F1H103ZT +1608			

Ref. No.	nsp	Part No.	Part Name	Remarks	Q'ty	New
C122,123	nsp	00D 257 0512 903	CK73F1E104ZT +1608			
C124	nsp	00D 257 0511 904	CK73F1H103ZT +1608			
C125	nsp	00D 257 0512 903	CK73F1E104ZT +1608			
C126	nsp	00D 257 0511 904	CK73F1H103ZT +1608			
C127-132	nsp	00D 257 0512 903	CK73F1E104ZT +1608			
C133,134	nsp	00D 254 4533 921	CE04W0J101MT SMG/RE3			
C135,136	nsp	00D 257 0512 903	CK73F1E104ZT +1608			
C137	nsp	00D 257 0516 909	CK73B1E223KT +1608			
C138	nsp	00D 257 0516 954	CK73B1E104KT +1608			
C139	nsp	00D 257 0509 929	CK73B1H102KT +1608			
C140	nsp	00D 257 0511 904	CK73F1H103ZT +1608			
C141,142	nsp	00D 257 0512 903	CK73F1E104ZT +1608			
C143	nsp	00D 257 0509 929	CK73B1H102KT +1608			
C144,145	nsp	00D 257 0502 955	CC73CH1H3R0CT +1608			
C146,147	nsp	00D 257 0512 903	CK73F1E104ZT +1608			
C148	nsp	00D 257 0511 904	CK73F1H103ZT +1608			
C149	nsp	00D 257 0509 929	CK73B1H102KT +1608			
C150	nsp	00D 257 0512 903	CK73F1E104ZT +1608			
C151	nsp	00D 257 0511 904	CK73F1H103ZT +1608			
C152	nsp	00D 257 0509 929	CK73B1H102KT +1608			
C154	nsp	00D 257 0516 909	CK73B1E223KT +1608			
C156	nsp	00D 257 0516 909	CK73B1E223KT +1608			
C158	nsp	00D 254 4538 900	CE04W1C100MT SMG/RE3			
C159	nsp	00D 257 0511 904	CK73F1H103ZT +1608			
C161	nsp	00D 254 4524 943	CE04W1H010MT SMG/RE3			
C301	nsp	00D 257 0512 903	CK73F1E104ZT +1608			
C302	nsp	00D 257 0509 929	CK73B1H102KT +1608			
C303	nsp	00D 254 4538 900	CE04W1C100MT SMG/RE3			
C305	nsp	00D 257 0512 903	CK73F1E104ZT +1608			
C306		00D 254 4533 950	CE04W0J471MT SMG/RE3			
C307	nsp	00D 257 0512 903	CK73F1E104ZT +1608			
C308	nsp	00D 257 0509 929	CK73B1H102KT +1608			
C309	nsp	00D 257 0512 903	CK73F1E104ZT +1608			
C310	nsp	00D 257 0509 929	CK73B1H102KT +1608			
C311	nsp	00D 257 0512 903	CK73F1E104ZT +1608			
C312,313	nsp	00D 257 0509 929	CK73B1H102KT +1608			
C314	nsp	00D 257 0512 903	CK73F1E104ZT +1608			
C315	nsp	00D 257 0509 929	CK73B1H102KT +1608			
C316	nsp	00D 257 0512 903	CK73F1E104ZT +1608			
C317	nsp	00D 257 0509 929	CK73B1H102KT +1608			
C318	nsp	00D 257 0512 903	CK73F1E104ZT +1608			
C319		00D 254 4533 950	CE04W0J471MT SMG/RE3			
C320	nsp	00D 254 4538 900	CE04W1C100MT SMG/RE3			
C323	nsp	00D 257 0509 929	CK73B1H102KT +1608			
C324	nsp	00D 257 0512 903	CK73F1E104ZT +1608			
C327	nsp	00D 257 0508 917	CC73CH1H471JT +1608			
C328,329	nsp	00D 257 0503 909	CC73CH1H8R0DT +1608			
C330	nsp	00D 257 0508 917	CC73CH1H471JT +1608			
C331	nsp	00D 257 0509 929	CK73B1H102KT +1608			
C332	nsp	00D 254 4533 921	CE04W0J101MT SMG/RE3			
C333	nsp	00D 257 0512 903	CK73F1E104ZT +1608			
C334	nsp	00D 257 0509 929	CK73B1H102KT +1608			
C335	nsp	00D 257 0512 903	CK73F1E104ZT +1608			
C336,337	nsp	00D 257 0509 929	CK73B1H102KT +1608			
C338	nsp	00D 257 0512 903	CK73F1E104ZT +1608			
C339	nsp	00D 257 0509 929	CK73B1H102KT +1608			

	Ref. No.	nsp	Part No.	Part Name	Remarks	Q'ty	New
	C340	nsp	00D 257 0512 903	CK73F1E104ZT +1608			
	C341	nsp	00D 257 0509 929	CK73B1H102KT +1608			
	C342	nsp	00D 257 0512 903	CK73F1E104ZT +1608			
	C343	nsp	00D 257 0509 929	CK73B1H102KT +1608			
	C344,345	nsp	00D 257 0512 903	CK73F1E104ZT +1608			
	C346	nsp	00D 257 0509 929	CK73B1H102KT +1608			
	C347	nsp	00D 257 0512 903	CK73F1E104ZT +1608			
	C348,349	nsp	00D 257 0509 929	CK73B1H102KT +1608			
	C350	nsp	00D 257 0512 903	CK73F1E104ZT +1608			
	C351	nsp	00D 257 0509 929	CK73B1H102KT +1608			
	C352	nsp	00D 257 0512 903	CK73F1E104ZT +1608			
	C353	nsp	00D 257 0509 929	CK73B1H102KT +1608			
	C354	nsp	00D 257 0512 903	CK73F1E104ZT +1608			
	C355	nsp	00D 254 4538 900	CE04W1C100MT SMG/RE3			
	C356	nsp	00D 257 0512 903	CK73F1E104ZT +1608			
	C357	nsp	00D 257 0509 929	CK73B1H102KT +1608			
	C358	nsp	00D 254 4538 900	CE04W1C100MT SMG/RE3			
	C359	nsp	00D 257 0512 903	CK73F1E104ZT +1608			
	C360	nsp	00D 257 0509 929	CK73B1H102KT +1608			
	C361	nsp	00D 257 0512 903	CK73F1E104ZT +1608			
	C362	nsp	00D 257 0509 929	CK73B1H102KT +1608			
	C363		00D 254 4533 950	CE04W0J471MT SMG/RE3			
	C364	nsp	00D 257 0511 904	CK73F1H103ZT +1608			
	C503	nsp	00D 257 0511 904	CK73F1H103ZT +1608			
	C505	nsp	00D 257 0511 904	CK73F1H103ZT +1608			
	C507	nsp	00D 257 0511 904	CK73F1H103ZT +1608			
	C508		00D 254 4693 939	CE04W1H101MT(RF0)			
	C509	nsp	00D 257 0511 904	CK73F1H103ZT +1608			
	C510-512	nsp	00D 257 0512 903	CK73F1E104ZT +1608			
	C513	nsp	00D 257 0511 904	CK73F1H103ZT +1608			
	C514	nsp	00D 257 0512 903	CK73F1E104ZT +1608			
	C515,516	nsp	00D 254 4538 900	CE04W1C100MT SMG/RE3			
	C517	nsp	00D 254 4538 955	CE04W1C221MT SMG/RE3			
	C518	nsp	00D 257 0511 904	CK73F1H103ZT +1608			
	C519		00D 254 4690 987	CE04W2A100MT(RF0)			
	C520	nsp	00D 257 0511 904	CK73F1H103ZT +1608			
	C521	nsp	00D 254 4538 900	CE04W1C100MT SMG/RE3			
	C522	nsp	00D 257 0511 904	CK73F1H103ZT +1608			
	C523	nsp	00D 254 4538 900	CE04W1C100MT SMG/RE3			
	C524	nsp	00D 257 0511 904	CK73F1H103ZT +1608			
	C525	nsp	00D 254 4538 900	CE04W1C100MT SMG/RE3			
	C526-529	nsp	00D 257 0512 903	CK73F1E104ZT +1608			
	C530-541	nsp	00D 257 0511 904	CK73F1H103ZT +1608			
	C542	nsp	00D 254 4538 900	CE04W1C100MT SMG/RE3			
	C543		00D 254 4690 987	CE04W2A100MT(RF0)			
	C544,545	nsp	00D 254 4538 900	CE04W1C100MT SMG/RE3			
	C546-549	nsp	00D 257 0512 903	CK73F1E104ZT +1608			
	C550		00D 254 4690 945	CE04W2A010MT(RF0)			
	C551-553	nsp	00D 254 4524 943	CE04W1H010MT SMG/RE3			
	C554-561		00D 255 4254 915	CQ93P2A102JT(NH2)			
	C562-577	nsp	00D 257 0507 950	CC73CH1H271JT +1608			
	C578-585	nsp	00D 257 0512 903	CK73F1E104ZT +1608			
	C586-593		00D 254 3091 901	CE04D1H220MBPT (RBD)			
	C594-601	nsp	00D 257 0509 929	CK73B1H102KT +1608			
	C602-604	nsp	00D 257 0512 903	CK73F1E104ZT +1608			
	C605		00D 254 3091 901	CE04D1H220MBPT (RBD)			

Ref. No.	nsp	Part No.	Part Name	Remarks	Q'ty	New
C606-610 C611 C612,613	nsp	00D 257 0512 903 00D 254 4693 939 00D 255 4254 915	CK73F1E104ZT +1608 CE04W1H101MT(RF0) CQ93P2A102JT(NH2)			
C614-620 C621-628 C997,998	nsp	00D 254 4693 939 00D 257 0508 917 00D 255 4253 932	CE04W1H101MT(RF0) CC73CH1H471JT +1608 CQ93P2A471JT(NH2)			
OTHERS PARTS GROUP						
CX041 CX062 CX124 CX125	nsp nsp nsp nsp	00D 205 0343 045 00D 205 0343 061 00D 205 1386 085 00D 205 0536 027	4P CONN.BASE(KR-PH) 6P CONN.BASE(KR-PH) 12P BASE(9115B-PT1) 12P CONNE SOCKET			
CX131 CX163 CX164 CY034	 nsp nsp nsp	00D 205 1383 020 00D 205 1387 026 00D 205 0773 000 00D 205 0653 036	13P-FFC-BASE(9615C) 16P BASE(9115B-PT1) 16P SOCKET(9110S) 3P VH CON.BASE			
CY044 CY124 CY125 CY163 CY164	nsp nsp nsp nsp nsp	00D 205 0343 045 00D 205 0536 027 00D 205 1386 085 00D 205 0773 000 00D 205 1387 026	4P CONN.BASE(KR-PH) 12P CONNE SOCKET 12P BASE(9115B-PT1) 16P SOCKET(9110S) 16P BASE(9115B-PT1)			
CY331 FB301 JK205	 nsp	00D 205 1383 004 00D 235 0130 903 00D 205 1222 000	33P-FFC-BASE(9615C) CHIP EMIFIL(11A121) +1608 RJ-45 JACK(GND)			
JK301 JK302,303 JK306 L501	 nsp	00D 204 8731 009 00D 204 8728 009 00D 204 8728 009 00D 235 0125 905	6P PIN JACK(21-3995) 1P PIN JACK(BK)-LF 1P PIN JACK(BK)-LF INDUCTOR(FLC32C220K)+3216			
W101 X101 X301	 nsp	 00D 399 1017 002 00D 399 0951 004	M3-SCREW-TERMINAL08R X-TAL(24.576MHZ) X'TAL(25MHZ)			

00DGU-3748A DIGITAL VIDEO P.W.B. UNIT ASS'Y

Ref. No.	nsp	Part No.	Part Name	Remarks	Q'ty	New
SEMICONDUCTORS GROUP						
IC100		00D 262 2570 903	TC7W241FU(TE12L)			
IC101		00D 262 3599 006	SXVX50(Reon)			
IC701		00D 262 3623 008	K4D553238F-VC36			
IC800		00D 262 2977 933	BA50BC0FP-E2			
IC801		00D 262 3265 903	LM1117MPX-1.8 +C			
IC802		00D 262 3364 011	SII9030CTU-7			
IC803		00D 262 3617 904	LP2996MX			
IC806		00D GEN 8105	I/P ROM SUB ASSY	MX29LV320CBTC-70G		
IC807,808		00D 262 3493 908	TC7MBL3245AFK			
IC809		00D 262 1230 901	TC7S04FTE85L +C			
TR800		00D 273 0460 905	KTC2875B-RTK +C			
TR803		00D 275 0110 905	HN1K02FU-TE85L			
D800,801		00D 276 0717 903	1SS355 TE-17 +C			
D802		00D 276 0750 902	RB521S-30TE61 +REF			
D804		00D 276 0717 903	1SS355 TE-17 +C			
RESISTORS GROUP						
R270,271		00D 247 2020 933	RM73B--103FT +1608			
R601		00D 247 2025 941	RM73B--221FT			
R602,603		00D 247 2019 928	RM73B--750FT			
R637,638		00D 247 2020 933	RM73B--103FT +1608			
R813		00D 247 2025 938	RM73B--391FT			
R842-845		00D 247 2025 909	RM73B--821FT			
CAPACITORS GROUP						
C100-103	nsp	00D 257 5009 974	CK73F1C104ZT +1005			
C106	nsp	00D 257 0506 951	CC73CH1H101JT +1608			
C108	nsp	00D 257 5009 974	CK73F1C104ZT +1005			
C111	nsp	00D 257 5009 974	CK73F1C104ZT +1005			
C112	nsp	00D 257 5009 916	CK73B1C103KT			
C113	nsp	00D 257 5009 974	CK73F1C104ZT +1005			
C114	nsp	00D 257 5009 916	CK73B1C103KT			
C115	nsp	00D 257 5009 974	CK73F1C104ZT +1005			
C116	nsp	00D 257 5009 916	CK73B1C103KT			
C117	nsp	00D 257 5009 974	CK73F1C104ZT +1005			
C118	nsp	00D 257 5009 916	CK73B1C103KT			
C119	nsp	00D 257 5009 974	CK73F1C104ZT +1005			
C120	nsp	00D 257 5003 983	CC73CH1H470JT			
C121,122	nsp	00D 257 5009 974	CK73F1C104ZT +1005			
C123	nsp	00D 257 5003 983	CC73CH1H470JT			
C124-129	nsp	00D 257 5009 974	CK73F1C104ZT +1005			
C130	nsp	00D 257 5003 983	CC73CH1H470JT			
C131-133	nsp	00D 257 5009 974	CK73F1C104ZT +1005			
C134	nsp	00D 257 5003 983	CC73CH1H470JT			
C135-143	nsp	00D 257 5009 974	CK73F1C104ZT +1005			
C144-154	nsp	00D 257 5009 916	CK73B1C103KT			
C155	nsp	00D 257 5003 983	CC73CH1H470JT			
C156-160	nsp	00D 257 5009 916	CK73B1C103KT			
C161,162	nsp	00D 257 5009 974	CK73F1C104ZT +1005			
C163	nsp	00D 257 5003 983	CC73CH1H470JT			

	Ref. No.	nsp	Part No.	Part Name	Remarks	Q'ty	New
	C164-174	nsp	00D 257 5009 916	CK73B1C103KT			
	C175,176	nsp	00D 257 5009 974	CK73F1C104ZT +1005			
	C300		00D 257 2015 916	CS77B1A101MT			
	C301		00D 257 4011 905	CE67C0J101MT (RV2) +REF			
	C302		00D 257 2015 932	CS77B1A470MT			
	C303		00D 257 4011 905	CE67C0J101MT (RV2) +REF			
	C304		00D 257 2015 929	CS77B1A220MT			
	C305-309		00D 257 4012 904	CE67C1C100MT (RV2B55 +REF			
	C310,311		00D 257 2015 929	CS77B1A220MT			
	C312		00D 257 4012 917	CE67C1C220MT (RV2) +REF			
	C313		00D 257 2015 929	CS77B1A220MT			
	C314-321	nsp	00D 257 5003 983	CC73CH1H470JT			
	C600-607	nsp	00D 257 5009 916	CK73B1C103KT			
	C608,609	nsp	00D 257 5009 974	CK73F1C104ZT +1005			
	C610,611	nsp	00D 257 5003 983	CC73CH1H470JT			
	C612	nsp	00D 257 5009 974	CK73F1C104ZT +1005			
	C613	nsp	00D 257 5003 983	CC73CH1H470JT			
	C614-618	nsp	00D 257 5009 974	CK73F1C104ZT +1005			
	C619,620	nsp	00D 257 5003 983	CC73CH1H470JT			
	C621	nsp	00D 257 5009 974	CK73F1C104ZT +1005			
	C622	nsp	00D 257 5003 983	CC73CH1H470JT			
	C623-625	nsp	00D 257 5009 974	CK73F1C104ZT +1005			
	C626-641	nsp	00D 257 5009 916	CK73B1C103KT			
	C642	nsp	00D 257 5009 974	CK73F1C104ZT +1005			
	C643,644	nsp	00D 257 5009 916	CK73B1C103KT			
	C645-654	nsp	00D 257 5009 974	CK73F1C104ZT +1005			
	C657	nsp	00D 257 5009 974	CK73F1C104ZT +1005			
	C658,659		00D 257 4012 917	CE67C1C220MT (RV2) +REF			
	C660		00D 257 2015 932	CS77B1A470MT			
	C661		00D 257 4011 905	CE67C0J101MT (RV2) +REF			
	C662		00D 257 2015 932	CS77B1A470MT			
	C663		00D 257 4011 905	CE67C0J101MT (RV2) +REF			
	C664		00D 257 2015 916	CS77B1A101MT			
	C665		00D 257 2015 929	CS77B1A220MT			
	C666		00D 257 4012 904	CE67C1C100MT (RV2B55 +REF			
	C667-688	nsp	00D 257 5009 916	CK73B1C103KT			
	C689		00D 257 4012 904	CE67C1C100MT (RV2B55 +REF			
	C690	nsp	00D 257 5009 974	CK73F1C104ZT +1005			
	C691	nsp	00D 257 5009 916	CK73B1C103KT			
	C692,693	nsp	00D 257 5003 983	CC73CH1H470JT			
	C800,801	nsp	00D 257 5009 974	CK73F1C104ZT +1005			
	C803	nsp	00D 257 5009 974	CK73F1C104ZT +1005			
	C805-809	nsp	00D 257 5009 974	CK73F1C104ZT +1005			
	C810	nsp	00D 257 5006 993	CK73B1H102KT +1005			
	C811,812	nsp	00D 257 5009 974	CK73F1C104ZT +1005			
	C813,814	nsp	00D 257 5006 993	CK73B1H102KT +1005			
	C815	nsp	00D 257 5009 974	CK73F1C104ZT +1005			
	C816	nsp	00D 257 5006 993	CK73B1H102KT +1005			
	C817	nsp	00D 257 5009 974	CK73F1C104ZT +1005			
	C818-821	nsp	00D 257 5006 993	CK73B1H102KT +1005			
	C822,823	nsp	00D 257 5009 974	CK73F1C104ZT +1005			
	C824-826	nsp	00D 257 5006 993	CK73B1H102KT +1005			
	C828,829	nsp	00D 257 5009 974	CK73F1C104ZT +1005			
	C830,831	nsp	00D 257 0506 951	CC73CH1H101JT +1608			
	C832	nsp	00D 257 5006 993	CK73B1H102KT +1005			
	C833	nsp	00D 257 5009 916	CK73B1C103KT			

Ref. No.	nsp	Part No.	Part Name	Remarks	Q'ty	New
C834	nsp	00D 257 5009 974	CK73F1C104ZT +1005			
C835-838	nsp	00D 257 0516 954	CK73B1E104KT +1608			
C842,843		00D 257 4012 920	CE67C1C470MT (RV2) +REF			
C844		00D 257 2015 929	CS77B1A220MT			
C845,846		00D 254 4655 922	CE67C0J470MT (RV2) +REF			
C847,848		00D 254 4655 906	CE67C0J220MT (RV2) +REF			
C849		00D 254 4655 922	CE67C0J470MT (RV2) +REF			
C850-854		00D 257 4012 904	CE67C1C100MT (RV2B55 +REF			
C855	nsp	00D 257 5009 916	CK73B1C103KT			
C857-859	nsp	00D 257 5009 974	CK73F1C104ZT +1005			
OTHERS PARTS GROUP						
AS601-603		-	M3 SCREW TERMINAL			
AS800,801		-	M3-SCREW-TERMINAL08R			
CX123	nsp	00D 205 1324 021	12P PIN HEADER(9120)			
CX162	nsp	00D 205 1324 063	16P PIN HEADER(9120)			
CX811	nsp	00D 205 1394 006	19P HDMI CONNECTOR			
CY041	nsp	00D 205 0343 045	4P CONN.BASE(KR-PH)			
CY054	nsp	00D 205 0449 059	5P VH CONNECTOR BASE			
CY122	nsp	00D 205 1386 085	12P BASE(9115B-PT1)			
CY125	nsp	00D 205 1386 085	12P BASE(9115B-PT1)			
CY131		00D 205 1383 020	13P-FFC-BASE(9615C)			
CY161	nsp	00D 205 1324 063	16P PIN HEADER(9120)			
FB100		00D 235 0136 907	FBMJ1608HS280NT +1608			
FB101-104	nsp	00D 247 2005 903	RM73B--101JT +1608			
FB800-806	nsp	00D 247 2018 903	RM73B--0R0KT +1608			
FB807	nsp	00D 247 2003 989	RM73B--330JT +1608			
FB808,809		00D 235 0130 903	CHIP EMIFIL(11A121) +1608			
JK851		00D 204 6793 007	RGB CONN(YKF41-5044)			
L800-803		00D 235 0125 905	INDUCTOR(FLC32C220K)+3216			
X100		00D 262 3421 909	FCXO-03L(27.000MHz)			

PARTS LIST OF P.W.B. UNIT (for JP model)

* 本表に記載されている部品は、補修用部品のため製品に使用している部品とは一部、形状、寸法などが異なる場合があります。

* The parts listed below are for maintenance only, might differ from the parts used in the unit in appearances or dimensions.

* "nsp" 印の部品は常時在庫していませんので供給に長時間を要することがあります。場合によっては、供給をお断りする場合があります。

* Part indicated with the mark "nsp" are not always in stock and possibly to take a long period of time for supplying, or in some case supplying of part may be refused.

00DGU-3729B MAIN/A.VIDEO P.W.B. UNIT ASS'Y

Ref. No.	nsp	Part No.	Part Name	Remarks	Q'ty	New
SEMICONDUCTORS GROUP						
IC101		00D 262 2977 917	BA25BC0FP-E2			
IC102		00D 263 1205 900	PQ012FZ01ZP +C			
IC151		00D 262 3591 907	BD7956FS-E2			
IC152		00D GEN 8103	EEPROM ROM SUB ASSY	BR24L32F-WE2 +C		
IC153		00D 262 3082 924	BD4730G-TR			
IC154		00D 262 3216 907	SM8707EV +C			
IC155		00D GEN 8283 -SP	FE/BE ROM SUB ASSY	MX29LV320CBTC-70G		
IC156		00D 262 3594 001	EM638165TS-7G			
IC157		00D 262 3592 003	MN2DS0009AA			
IC158		00D 262 3594 001	EM638165TS-7G			
IC159		00D 262 2517 908	SN74LV08APW-EL2 +REF			
IC161		00D 262 3601 907	TC7WH157FU(TE12L,F)			
IC301		00D 263 0673 902	BA10393F-E2 +C			
IC400		00D 262 2514 901	SN74LV138APW-EL2 +C			
IC401		00D 262 3217 003	CXD2753R +C			
IC402		00D 262 2641 900	SN74LV541APW-EL2 +C			
IC403-406		00D 262 3242 900	SN74LV273APW-EL2 +REF			
IC409		00D 262 2875 006	16M SDRAM(TSOP)-7/8 +C			
IC410,411		00D 262 2669 908	SN74LV157APW +C			
IC412-414		00D 262 2517 908	SN74LV08APW-EL2 +REF			
IC500		00D 262 2977 917	BA25BC0FP-E2			
IC501		00D 262 3478 004	ADV7320			
IC502		00D 262 3595 903	SN74LV594APWR			
IC503		00D 262 3277 904	SN74LVC157APW-EL2 +C			
IC505		00D 262 3365 900	BH7868FS			
IC507		00D 262 2813 903	SN74AHCT08PWR			
IC550		00D 262 3478 004	ADV7320			
TR150		00D 272 0160 901	2SB1132T100Q +C			
TR153		00D 272 0160 901	2SB1132T100Q +C			
TR154,155		00D 273 0487 904	2SC2412K_T146R			
TR156		00D 269 0082 902	DTC114EKT96 +C			
TR157		00D 275 0109 903	2SK3019-TL			
TR158		00D 269 0082 902	DTC114EKT96 +C			
TR159		00D 271 0259 903	2SA1162-GR(TE85L)			
TR160		00D 269 0082 902	DTC114EKT96 +C			
TR161		00D 273 0487 904	2SC2412K_T146R			
TR162		00D 275 0109 903	2SK3019-TL			
TR163		00D 273 0487 904	2SC2412K_T146R			
TR164,165		00D 275 0109 903	2SK3019-TL			
TR166,167		00D 269 0229 901	DTC143TUAT106			
TR302		00D 273 0460 905	KTC2875B-RTK +C			
TR500,501		00D 274 0163 904	2SD601A +C			
TR502-504		00D 271 0293 901	2SA1022-B +C			
TR505,506		00D 272 0125 904	2SB709A +C			
TR553,554		00D 271 0293 901	2SA1022-B +C			
D101,102		00D 276 0401 905	1SS133T77 (TAPE)			
D152		00D 276 0401 905	1SS133T77 (TAPE)			
D500		00D 276 0717 903	1SS355 TE-17 +C			

	Ref. No.	nsp	Part No.	Part Name	Remarks	Q'ty	New
RESISTORS GROUP							
	RR301		00D 247 2020 933	RM73B--103FT +1608			
	RR303		00D 247 2020 933	RM73B--103FT +1608			
	RR304		00D 247 2028 906	RM73B--302FT +1608			
	RR316		00D 247 2021 903	RM73B--122FT +1608			
	RR318-320		00D 247 2021 903	RM73B--122FT +1608			
	RA500-506		00D 247 9002 909	MNR14=330JE0AB +C			
	RA507,508		00D 247 9007 920	MNR14=0R0JE0			
	RA550-556		00D 247 9002 909	MNR14=330JE0AB +C			
	VR501		00D 211 6148 906	V03PB471MT(RH03ADCS) +REF			
	VR551		00D 211 6148 906	V03PB471MT(RH03ADCS) +REF			
CAPACITORS GROUP							
	C101	nsp	00D 257 0512 903	CK73F1E104ZT +1608			
	C102	nsp	00D 254 4533 921	CE04W0J101MT SMG/RE3			
	C103	nsp	00D 257 0511 904	CK73F1H103ZT +1608			
	C104	nsp	00D 257 0512 903	CK73F1E104ZT +1608			
	C105,106	nsp	00D 254 4533 921	CE04W0J101MT SMG/RE3			
	C107	nsp	00D 257 0512 903	CK73F1E104ZT +1608			
	C108	nsp	00D 257 0511 904	CK73F1H103ZT +1608			
	C109	nsp	00D 257 0512 903	CK73F1E104ZT +1608			
	C111		00D 257 4012 917	CE67C1C220MT (RV2) +REF			
	C112	nsp	00D 257 0512 903	CK73F1E104ZT +1608			
	C113		00D 257 4011 905	CE67C0J101MT (RV2) +REF			
	C114		00D 257 2015 929	CS77B1A220MT			
	C115		00D 257 4011 905	CE67C0J101MT (RV2) +REF			
	C116	nsp	00D 257 0507 976	CC73CH1H331JT +1608			
	C117		00D 257 2015 929	CS77B1A220MT			
	C118	nsp	00D 257 0512 903	CK73F1E104ZT +1608			
	C119,120		00D 257 4011 905	CE67C0J101MT (RV2) +REF			
	C121	nsp	00D 257 0512 903	CK73F1E104ZT +1608			
	C122		00D 257 4012 917	CE67C1C220MT (RV2) +REF			
	C123	nsp	00D 257 0512 903	CK73F1E104ZT +1608			
	C124,125		00D 257 4011 905	CE67C0J101MT (RV2) +REF			
	C126,127	nsp	00D 257 0512 903	CK73F1E104ZT +1608			
	C136,137	nsp	00D 257 0511 904	CK73F1H103ZT +1608			
	C138		00D 257 4011 905	CE67C0J101MT (RV2) +REF			
	C139	nsp	00D 257 0512 903	CK73F1E104ZT +1608			
	C148,149		00D 257 2017 901	CS77B0J101MT(SK8)			
	C150	nsp	00D 257 0512 903	CK73F1E104ZT +1608			
	C151		00D 257 4012 933	CE67C1C101MT (RV2) +REF			
	C152		00D 257 4012 920	CE67C1C470MT (RV2) +REF			
	C155	nsp	00D 257 0512 903	CK73F1E104ZT +1608			
	C156,157		00D 257 4012 917	CE67C1C220MT (RV2) +REF			
	C160		00D 257 4012 920	CE67C1C470MT (RV2) +REF			
	C163	nsp	00D 257 0508 917	CC73CH1H471JT +1608			
	C164		00D 257 4012 917	CE67C1C220MT (RV2) +REF			
	C165	nsp	00D 257 0512 903	CK73F1E104ZT +1608			
	C166		00D 257 4012 920	CE67C1C470MT (RV2) +REF			
	C167	nsp	00D 257 0512 903	CK73F1E104ZT +1608			
	C170		00D 257 4012 920	CE67C1C470MT (RV2) +REF			
	C171		00D 257 4012 917	CE67C1C220MT (RV2) +REF			
	C172	nsp	00D 257 0501 901	CK73B1H103KT (1608) +1608			
	C174		00D 257 4012 917	CE67C1C220MT (RV2) +REF			
	C175	nsp	00D 257 0512 903	CK73F1E104ZT +1608			
	C176		00D 257 4012 917	CE67C1C220MT (RV2) +REF			
	C177	nsp	00D 257 0516 954	CK73B1E104KT +1608			
	C178	nsp	00D 257 0520 908	CK73B1A154KT +1608			
	C179	nsp	00D 257 0516 954	CK73B1E104KT +1608			

Ref. No.	nsp	Part No.	Part Name	Remarks	Q'ty	New
C180	nsp	00D 257 0516 925	CK73B1E333KT +1608			
C181	nsp	00D 257 0512 903	CK73F1E104ZT +1608			
C182	nsp	00D 257 0506 951	CC73CH1H101JT +1608			
C183	nsp	00D 257 0501 930	CK73B1H183KT			
C184,185	nsp	00D 257 0512 903	CK73F1E104ZT +1608			
C186	nsp	00D 257 0521 907	CK73B1A105KT +1608			
C187-189	nsp	00D 257 0512 903	CK73F1E104ZT +1608			
C190		00D 254 4655 922	CE67C0J470MT (RV2) +REF			
C191-195	nsp	00D 257 0512 903	CK73F1E104ZT +1608			
C196		00D 257 2017 901	CS77B0J101MT(SK8)			
C197	nsp	00D 257 0516 954	CK73B1E104KT +1608			
C198,199	nsp	00D 257 0511 904	CK73F1H103ZT +1608			
C200	nsp	00D 257 0512 903	CK73F1E104ZT +1608			
C201,202	nsp	00D 257 0516 954	CK73B1E104KT +1608			
C203		00D 257 4011 905	CE67C0J101MT (RV2) +REF			
C204	nsp	00D 257 0516 954	CK73B1E104KT +1608			
C205-207	nsp	00D 257 0512 903	CK73F1E104ZT +1608			
C208		00D 257 4011 905	CE67C0J101MT (RV2) +REF			
C209	nsp	00D 257 0516 954	CK73B1E104KT +1608			
C210	nsp	00D 257 0520 911	CK73B1A224KT +1608			
C211	nsp	00D 257 0512 903	CK73F1E104ZT +1608			
C212,213	nsp	00D 257 0506 951	CC73CH1H101JT +1608			
C214		00D 257 4011 905	CE67C0J101MT (RV2) +REF			
C215,216	nsp	00D 257 0512 903	CK73F1E104ZT +1608			
C217	nsp	00D 257 0509 929	CK73B1H102KT +1608			
C218-220	nsp	00D 257 0512 903	CK73F1E104ZT +1608			
C221	nsp	00D 257 0511 904	CK73F1H103ZT +1608			
C222	nsp	00D 257 0503 909	CC73CH1H8R0DT +1608			
C223-225	nsp	00D 257 0512 903	CK73F1E104ZT +1608			
C227	nsp	00D 257 0503 909	CC73CH1H8R0DT +1608			
C228	nsp	00D 257 0512 903	CK73F1E104ZT +1608			
C229	nsp	00D 257 0511 904	CK73F1H103ZT +1608			
C230-232	nsp	00D 257 0512 903	CK73F1E104ZT +1608			
C236,237	nsp	00D 257 0512 903	CK73F1E104ZT +1608			
C238,239	nsp	00D 257 0509 929	CK73B1H102KT +1608			
C240	nsp	00D 257 0512 903	CK73F1E104ZT +1608			
C241	nsp	00D 257 0509 929	CK73B1H102KT +1608			
C242-250	nsp	00D 257 0512 903	CK73F1E104ZT +1608			
C251		00D 257 4011 905	CE67C0J101MT (RV2) +REF			
C252-256	nsp	00D 257 0512 903	CK73F1E104ZT +1608			
C257	nsp	00D 257 0506 951	CC73CH1H101JT +1608			
C258	nsp	00D 257 0512 903	CK73F1E104ZT +1608			
C259	nsp	00D 257 0506 951	CC73CH1H101JT +1608			
C260,261	nsp	00D 257 0512 903	CK73F1E104ZT +1608			
C262		00D 257 4011 905	CE67C0J101MT (RV2) +REF			
C264-266	nsp	00D 257 0520 911	CK73B1A224KT +1608			
C267	nsp	00D 257 0516 954	CK73B1E104KT +1608			
C268		00D 257 4011 905	CE67C0J101MT (RV2) +REF			
C269-272	nsp	00D 257 0512 903	CK73F1E104ZT +1608			
C273		00D 257 4011 905	CE67C0J101MT (RV2) +REF			
C274-277	nsp	00D 257 0512 903	CK73F1E104ZT +1608			
C282	nsp	00D 257 0516 954	CK73B1E104KT +1608			
C305	nsp	00D 257 0512 903	CK73F1E104ZT +1608			
C396	nsp	00D 257 0509 929	CK73B1H102KT +1608			
C397	nsp	00D 257 0512 903	CK73F1E104ZT +1608			
C398	nsp	00D 257 0509 929	CK73B1H102KT +1608			
C399	nsp	00D 257 0512 903	CK73F1E104ZT +1608			
C405	nsp	00D 257 0512 903	CK73F1E104ZT +1608			
C406	nsp	00D 257 0509 929	CK73B1H102KT +1608			
C407-411	nsp	00D 257 0512 903	CK73F1E104ZT +1608			
C412		00D 257 4012 917	CE67C1C220MT (RV2) +REF			
C414	nsp	00D 257 0512 903	CK73F1E104ZT +1608			

Ref. No.	nsp	Part No.	Part Name	Remarks	Q'ty	New
C415	nsp	00D 257 0511 904	CK73F1H103ZT +1608			
C417	nsp	00D 257 0503 925	CC73CH1H100DT +1608			
C418	nsp	00D 257 0501 901	CK73B1H103KT (1608) +1608			
C419-421	nsp	00D 257 0512 903	CK73F1E104ZT +1608			
C422,423	nsp	00D 257 0511 904	CK73F1H103ZT +1608			
C424	nsp	00D 257 0512 903	CK73F1E104ZT +1608			
C425	nsp	00D 257 0509 929	CK73B1H102KT +1608			
C426,427	nsp	00D 257 0512 903	CK73F1E104ZT +1608			
C428	nsp	00D 257 0509 929	CK73B1H102KT +1608			
C429,430	nsp	00D 257 0512 903	CK73F1E104ZT +1608			
C431		00D 257 4011 905	CE67C0J101MT (RV2) +REF			
C432-438	nsp	00D 257 0512 903	CK73F1E104ZT +1608			
C439		00D 257 4011 905	CE67C0J101MT (RV2) +REF			
C440	nsp	00D 257 0511 904	CK73F1H103ZT +1608			
C441	nsp	00D 257 0512 903	CK73F1E104ZT +1608			
C442	nsp	00D 257 0509 929	CK73B1H102KT +1608			
C443	nsp	00D 257 0512 903	CK73F1E104ZT +1608			
C444	nsp	00D 257 0511 904	CK73F1H103ZT +1608			
C445,446	nsp	00D 257 0512 903	CK73F1E104ZT +1608			
C447	nsp	00D 257 0509 929	CK73B1H102KT +1608			
C448	nsp	00D 257 0511 904	CK73F1H103ZT +1608			
C449-454	nsp	00D 257 0512 903	CK73F1E104ZT +1608			
C455		00D 257 4011 905	CE67C0J101MT (RV2) +REF			
C477-479	nsp	00D 257 0512 903	CK73F1E104ZT +1608			
C480	nsp	00D 257 0511 904	CK73F1H103ZT +1608			
C481	nsp	00D 257 0512 903	CK73F1E104ZT +1608			
C482	nsp	00D 257 0511 904	CK73F1H103ZT +1608			
C483-488	nsp	00D 257 0512 903	CK73F1E104ZT +1608			
C500,501	nsp	00D 257 0509 929	CK73B1H102KT +1608			
C502-504	nsp	00D 257 0512 903	CK73F1E104ZT +1608			
C505	nsp	00D 257 0501 901	CK73B1H103KT (1608) +1608			
C506	nsp	00D 257 0512 903	CK73F1E104ZT +1608			
C507,508	nsp	00D 257 0506 951	CC73CH1H101JT +1608			
C509	nsp	00D 257 0512 903	CK73F1E104ZT +1608			
C511	nsp	00D 257 0501 901	CK73B1H103KT (1608) +1608			
C512-514	nsp	00D 257 0512 903	CK73F1E104ZT +1608			
C516	nsp	00D 257 0512 903	CK73F1E104ZT +1608			
C517	nsp	00D 257 0509 903	CK73B1H821KT +1608			
C518	nsp	00D 257 0510 921	CK73B1H392KT +1608			
C519-525	nsp	00D 257 0512 903	CK73F1E104ZT +1608			
C526,527	nsp	00D 257 0501 901	CK73B1H103KT (1608) +1608			
C528	nsp	00D 257 0516 954	CK73B1E104KT +1608			
C530-533	nsp	00D 257 0501 901	CK73B1H103KT (1608) +1608			
C534	nsp	00D 257 0516 954	CK73B1E104KT +1608			
C536	nsp	00D 257 0512 903	CK73F1E104ZT +1608			
C553,554	nsp	00D 257 0512 903	CK73F1E104ZT +1608			
C556	nsp	00D 257 0512 903	CK73F1E104ZT +1608			
C559	nsp	00D 257 0512 903	CK73F1E104ZT +1608			
C600,601	nsp	00D 257 0512 903	CK73F1E104ZT +1608			
C605	nsp	00D 257 0501 901	CK73B1H103KT (1608) +1608			
C606,607	nsp	00D 257 0512 903	CK73F1E104ZT +1608			
C609	nsp	00D 257 0509 903	CK73B1H821KT +1608			
C610	nsp	00D 257 0512 903	CK73F1E104ZT +1608			
C611	nsp	00D 257 0510 921	CK73B1H392KT +1608			
C615,616	nsp	00D 257 0512 903	CK73F1E104ZT +1608			
C624	nsp	00D 257 0512 903	CK73F1E104ZT +1608			
C672,673	nsp	00D 257 0512 903	CK73F1E104ZT +1608			
C676	nsp	00D 257 0512 903	CK73F1E104ZT +1608			
C696	nsp	00D 257 0512 903	CK73F1E104ZT +1608			
C900		00D 254 4655 922	CE67C0J470MT (RV2) +REF			
C901		00D 257 2015 929	CS77B1A220MT			
C902-906		00D 257 4011 905	CE67C0J101MT (RV2) +REF			

Ref. No.	nsp	Part No.	Part Name	Remarks	Q'ty	New
C907		00D 254 4660 946	CE67C1H010MT (RV2B55 +REF			
C908		00D 254 4655 922	CE67C0J470MT (RV2) +REF			
C909		00D 257 4011 905	CE67C0J101MT (RV2) +REF			
C910		00D 254 4660 946	CE67C1H010MT (RV2B55 +REF			
C911		00D 254 4655 922	CE67C0J470MT (RV2) +REF			
C912		00D 257 4012 917	CE67C1C220MT (RV2) +REF			
C913		00D 254 4655 977	CE67C0J102MT (RV) +REF			
C914		00D 257 4011 905	CE67C0J101MT (RV2) +REF			
C915		00D 254 4655 977	CE67C0J102MT (RV) +REF			
C916		00D 257 4011 905	CE67C0J101MT (RV2) +REF			
C917		00D 254 4655 977	CE67C0J102MT (RV) +REF			
C918		00D 257 4011 905	CE67C0J101MT (RV2) +REF			
C920		00D 257 4012 917	CE67C1C220MT (RV2) +REF			
C921		00D 257 4011 905	CE67C0J101MT (RV2) +REF			
C922		00D 257 4012 917	CE67C1C220MT (RV2) +REF			
C928		00D 257 4011 905	CE67C0J101MT (RV2) +REF			
C930-933		00D 257 4011 905	CE67C0J101MT (RV2) +REF			
C984,985		00D 257 4012 917	CE67C1C220MT (RV2) +REF			
C986,987	nsp	00D 257 0512 903	CK73F1E104ZT +1608			
C988		00D 257 4012 917	CE67C1C220MT (RV2) +REF			
C990-992	nsp	00D 257 0512 903	CK73F1E104ZT +1608			
C995,996	nsp	00D 257 0512 903	CK73F1E104ZT +1608			
OTHERS PARTS GROUP						
AS601,602		-	M3-SCREW-TERMINAL08R			
CX044	nsp	00D 205 0355 046	4P KR CON BASE(L)			
CX053	nsp	00D 205 0355 059	5P KR CON BASE(L)			
CX122	nsp	00D 205 1386 085	12P BASE(9115B-PT1)			
CX125	nsp	00D 205 1386 085	12P BASE(9115B-PT1)			
CX151		00D 205 1224 930	15P FFC BASE(9616A)			
CX161	nsp	00D 205 1324 063	16P PIN HEADER(9120)			
CX171		00D 205 1382 005	17P-FFC-BASE(9615C)			
CX211		00D 205 1346 009	21P 1.25FJ CONN.BASE			
CX241		00D 205 1264 916	24P-FFC-BASE(9631SG)			
CX331		00D 205 1383 004	33P-FFC-BASE(9615C)			
CY071	nsp	00D 205 0355 075	7P KR CON BASE(L)			
CY123	nsp	00D 205 1324 021	12P PIN HEADER(9120)			
CY132	nsp	00D 205 0480 034	13P KR CON BASE(L)			
CY162	nsp	00D 205 1324 063	16P PIN HEADER(9120)			
CY211		00D 205 1345 000	21P 1.25FJ CONN.PLUG			
FB101		00D 235 0136 907	FBMJ1608HS280NT +1608			
FB103-107		00D 235 0136 907	FBMJ1608HS280NT +1608			
FB150		00D 235 0130 903	CHIP EMIFIL(11A121) +1608			
FB155,156		00D 235 0130 903	CHIP EMIFIL(11A121) +1608			
FB159-161	nsp	00D 247 2018 903	RM73B--0R0KT +1608			
JK703		00D 205 1395 005	1P S-TERMINAL-LF			
JK704		00D 204 6755 003	D-CONNECTOR(AU)			
JK705-708		00D 204 8728 009	1P PIN JACK(BK)-LF			
L150		00D 235 0125 905	INDUCTOR(FLC32C220K)+3216			
L154-156		00D 235 0074 933	INDUCTOR(101)ST			
L157,158		00D 235 0125 905	INDUCTOR(FLC32C220K)+3216			
L502-504		00D 235 0125 905	INDUCTOR(FLC32C220K)+3216			
L552,553		00D 235 0125 905	INDUCTOR(FLC32C220K)+3216			
X150		00D 399 0596 003	XTAL(27MHZ)			

00DGU-3730B POWER/DISPLAY P.W.B. UNIT ASS'Y

Ref. No.	nsp	Part No.	Part Name	Remarks	Q'ty	New
SEMICONDUCTORS GROUP						
IC101		00D 262 3606 902	PT6302-R-001(L)			
IC102		00D 262 3602 003	GP1UE271XKVF			
IC521		00D 263 1100 063	KIA7809API			
IC522		00D 263 1099 048	KIA7909PI			
IC901		00D 265 0122 006	TOP245Y			
IC902		00D 263 1256 904	TA76432S(TPE6,F)			
IC904		00D 262 2580 906	CXA1511M +C			
IC905		00D 262 2114 903	UPD4721GS-GJG +C			
IC906		00D 262 3047 008	PC123Y22			
IC907,908		00D 263 1256 904	TA76432S(TPE6,F)			
IC909		00D 262 3277 904	SN74LVC157APW-EL2 +C			
IC910		00D 263 1100 021	KIA7812API			
TR101,102		00D 269 0082 902	DTC114EKT96 +C			
TR103,104		00D 271 0308 906	2SA933ASTPS			
TR105,106		00D 269 0082 902	DTC114EKT96 +C			
TR901		00D 271 0308 906	2SA933ASTPS			
TR902		00D 272 0170 001	2SB1268(R/S)			
TR903		00D 274 0036 905	2SD468(C)TF			
TR904		00D 272 0083 004	2SB1185(E/F)			
TR905		00D 274 0036 905	2SD468(C)TF			
TR906,907		00D 269 0083 901	DTA114EKT96 +C			
TR908,909		00D 269 0082 902	DTC114EKT96 +C			
TR910		00D 275 0115 900	RSS100N03TB			
TR911		00D 269 0055 900	DTA144EKT96 +C			
TR912		00D 269 0054 901	DTC144EKT96 +C			
TR913		00D 274 0209 004	2SC5370			
TR915,916		00D 271 0308 906	2SA933ASTPS			
D101-104		00D 276 0401 905	1SS133T77 (TAPE)			
D501-504		00D 276 0401 905	1SS133T77 (TAPE)			
D901-904		00D 276 0729 904	EM01AT (V1)			
D906		00D 276 0401 905	1SS133T77 (TAPE)			
D907		00D 276 0813 001	AP01C			
D909		00D 276 0401 905	1SS133T77 (TAPE)			
D910		00D 276 0803 008	FMB-G19L			
D911		00D 276 0730 906	AG01ZT (V1)			
D913		00D 276 0835 005	RL10Z			
D914		00D 276 0730 906	AG01ZT (V1)			
D915		00D 276 0401 905	1SS133T77 (TAPE)			
D921,922		00D 276 0401 905	1SS133T77 (TAPE)			
D924,925		00D 276 0401 905	1SS133T77 (TAPE)			
ZD903		00D 276 0762 945	MTZJ36B T77			
ZD904		00D 276 0760 921	MTZJ4.3B T77			
ZD905		00D 276 0760 947	MTZJ5.1B T77			
LD101,102		00D 393 9576 903	SELU1E10CXM-002			
LD103		00D 393 9645 009	SML1216W(D)			
TH901		00D 279 0044 002	NTH11D8R0LA			
FL101		00D 393 8078 004	FL TUBE(15-BT-97GNK)			

Ref. No.	nsp	Part No.	Part Name	Remarks	Q'ty	New
RESISTORS GROUP						
R908		00D 244 2675 729	RS14B3D224JNBF (ERG)			
R916		00D 247 2023 914	RM73B--103DT(1608) +1608			
R917		00D 247 2023 927	RM73B--1652DT(1608) +1608			
R918		00D 244 2055 912	RS14B3AR47JNBST(S)			
R919		00D 244 2681 904	RS14B3A1R5JNBST(S)			
R926		00D 244 2052 973	RS14B3A561JNBST(S)			
R928		00D 244 2052 944	RS14B3A152JNBST(S)			
R929		00D 244 2050 991	RS14B3A682JNBST(S)			
R930		00D 244 2052 973	RS14B3A561JNBST(S)			
R938		00D 244 2051 929	RS14B3A821JNBST(S)			
R955,956		00D 244 2052 973	RS14B3A561JNBST(S)			
R960,961		00D 247 2023 914	RM73B--103DT(1608) +1608			
R962-964		00D 244 2051 929	RS14B3A821JNBST(S)			
R969-974		00D 244 2051 945	RS14B3A010JNBST(S)			
R979,980		00D 241 2313 985	RD14B2E4R7JFRST			
R982-985		00D 244 2681 904	RS14B3A1R5JNBST(S)			
CAPACITORS GROUP						
C101	nsp	00D 257 0512 903	CK73F1E104ZT +1608			
C102	nsp	00D 257 0511 904	CK73F1H103ZT +1608			
C103		00D 254 4300 963	CE04W0J101MT(SRE)			
C104	nsp	00D 257 0512 903	CK73F1E104ZT +1608			
C105	nsp	00D 257 0504 966	CC73CH1H390JT +1608			
C106		00D 254 4300 947	CE04W0J470MT(SRE)			
C107-109	nsp	00D 257 0512 903	CK73F1E104ZT +1608			
C111	nsp	00D 257 0511 904	CK73F1H103ZT +1608			
C503	nsp	00D 257 0511 904	CK73F1H103ZT +1608			
C505	nsp	00D 257 0511 904	CK73F1H103ZT +1608			
C511-514	nsp	00D 257 0512 903	CK73F1E104ZT +1608			
C515,516		00D 254 4750 704	CE04W1H471MC(RFO)			
C521-528	nsp	00D 257 0512 903	CK73F1E104ZT +1608			
C901		00D 256 8038 004	CF99--2EAC104M			
C902,903		00D 253 8029 713	CK45F2EAC471KC(KX)			
C904		00D 254 4588 701	CE04W2D101MC(KMG)			
C905,906		00D 253 8029 713	CK45F2EAC471KC(KX)			
C907	nsp	00D 254 4525 913	CE04W1H470MT SMG/RE3			
C909	nsp	00D 254 4525 913	CE04W1H470MT SMG/RE3			
C910		00D 256 8038 004	CF99--2EAC104M			
C912		00D 253 8029 713	CK45F2EAC471KC(KX)			
C913		00D 254 4713 709	CE04W1E102MC J30(KY)			
C915		00D 254 4653 908	CE04W1V151MT(KY)H11			
C916,917		00D 254 4770 700	CE04W0J562MC(KY)K35			
C918		00D 254 4654 907	CE04W1H220MT(KY)E11			
C920,921		00D 254 4651 900	CE04W0J331MT(KY)E11			
C923	nsp	00D 254 4538 900	CE04W1C100MT SMG/RE3			
C925		00D 254 4536 957	CE04W1A471MT SMG/RE3			
C926		00D 254 4542 705	CE04W1E471MC SMG/RE3			
C927		00D 254 4536 957	CE04W1A471MT SMG/RE3			
C928		00D 254 4542 705	CE04W1E471MC SMG/RE3			
C929	nsp	00D 254 4538 955	CE04W1C221MT SMG/RE3			
C930		00D 257 0512 903	CK73F1E104ZT +1608			
C931	nsp	00D 257 0511 920	CK73F1H473ZT +1608			
C932	nsp	00D 254 4538 900	CE04W1C100MT SMG/RE3			
C935,936	nsp	00D 257 0512 903	CK73F1E104ZT +1608			

	Ref. No.	nsp	Part No.	Part Name	Remarks	Q'ty	New
	C937	nsp	00D 254 4538 900	CE04W1C100MT SMG/RE3			
	C938	nsp	00D 257 0506 951	CC73CH1H101JT +1608			
	C939	nsp	00D 257 0511 904	CK73F1H103ZT +1608			
	C940	nsp	00D 254 4538 900	CE04W1C100MT SMG/RE3			
	C941-943	nsp	00D 254 4524 901	CE04W1H0R1MT SMG/RE3			
	C944	nsp	00D 254 4533 921	CE04W0J101MT SMG/RE3			
	C945	nsp	00D 257 0512 903	CK73F1E104ZT +1608			
	C946	nsp	00D 254 4538 939	CE04W1C470MT SMG/RE3			
	C947	nsp	00D 257 0511 904	CK73F1H103ZT +1608			
	C948	nsp	00D 254 4524 943	CE04W1H010MT SMG/RE3			
	C949,950	nsp	00D 254 4524 901	CE04W1H0R1MT SMG/RE3			
	C952-954	nsp	00D 257 0512 903	CK73F1E104ZT +1608			
	C956	nsp	00D 257 0512 903	CK73F1E104ZT +1608			
	C958	nsp	00D 257 0512 903	CK73F1E104ZT +1608			
	C959	nsp	00D 257 0511 904	CK73F1H103ZT +1608			
	C960	nsp	00D 257 0512 903	CK73F1E104ZT +1608			
	C961	nsp	00D 257 0506 951	CC73CH1H101JT +1608			
	C963	nsp	00D 257 0509 929	CK73B1H102KT +1608			
	C964	nsp	00D 257 0506 951	CC73CH1H101JT +1608			
	C965	nsp	00D 257 0509 929	CK73B1H102KT +1608			
	C967	nsp	00D 254 4693 939	CE04W1H101MT(RF0)			
	C968	nsp	00D 257 0511 904	CK73F1H103ZT +1608			
	C969,970	nsp	00D 257 0512 903	CK73F1E104ZT +1608			
	C977	nsp	00D 257 0512 903	CK73F1E104ZT +1608			
	C978	nsp	00D 254 4538 900	CE04W1C100MT SMG/RE3			
	C980	nsp	00D 257 0512 903	CK73F1E104ZT +1608			
	C981	nsp	00D 254 4538 900	CE04W1C100MT SMG/RE3			
	C982,983	nsp	00D 257 0516 954	CK73B1E104KT +1608			
	C984	nsp	00D 254 4693 939	CE04W1H101MT(RF0)			
	C985	nsp	00D 247 2018 903	RM73B--0R0KT +1608			
	C986,987	nsp	00D 257 0512 903	CK73F1E104ZT +1608			
	C989	nsp	00D 257 0512 903	CK73F1E104ZT +1608			
	C990,991	nsp	00D 254 4538 900	CE04W1C100MT SMG/RE3			
	C992	nsp	00D 254 4542 705	CE04W1E471MC SMG/RE3			
⚠	C999		00D 253 8022 707	CK45F2EAC103MC			
OTHERS PARTS GROUP							
	AS601		-	RADIATOR			
	AS602		-	RADIATOR			
	AS901		-	RADIATOR			
	AS902		-	RADIATOR			
	AS904		-	RADIATOR(PUE26)			
	CW031	nsp	00D 203 5343 044	3P PH-SAN CON.CORD			
	CW052	nsp	00D 203 8549 036	5P PH-SAN CON.CORD			
	CW071	nsp	00D 204 3008 012	7P PH-SAN CON.CORD			
	CW132	nsp	00D 204 6696 010	13P PH-SAN CON.CORD			
	CX024	nsp	00D 205 0581 001	2P VH CONNECTOR BASE			
	CX025	nsp	00D 205 0581 056	2P VH CONNECTOR BASE			
	CX031	nsp	00D 205 0343 032	3P CONN.BASE(KR-PH)			
	CX033,034	nsp	00D 205 0653 036	3P VH CON.BASE			
	CX054	nsp	00D 205 0653 052	5P VH CONNECTOR BASE			
	CX122	nsp	00D 205 0536 027	12P CONNE SOCKET			
	CX123	nsp	00D 205 1326 029	12P SOCKET(9120)			

	Ref. No.	nsp	Part No.	Part Name	Remarks	Q'ty	New
	CX125 CX161,162	nsp nsp	00D 205 0536 027 00D 205 1326 061	12P CONNE SOCKET 16P SOCKET(9120)			
	CY025 CY033 CY052 CY122 CY123	nsp nsp nsp nsp nsp	00D 205 0581 056 00D 205 0653 036 00D 205 0343 058 00D 205 0536 027 00D 205 1326 029	2P VH CONNECTOR BASE 3P VH CON.BASE 5P CONN.BASE(KR-PH) 12P CONNE SOCKET 12P SOCKET(9120)			
	CY125 CY161,162	nsp nsp	00D 205 0536 027 00D 205 1326 061	12P CONNE SOCKET 16P SOCKET(9120)			
⚠	F901		00D 206 1094 037	FUSE(233)T2AL125V			
	FF901 FH901 JK901	nsp nsp	00D 202 0040 909 00D 202 0040 909 00D 205 1153 001	FUSE CLIP(TAPE) FUSE CLIP(TAPE) 9P S SUB CONNECTOR			
	JK902 L901 L902-904		00D 204 8729 008 00D 235 0157 009 00D 235 0142 917	2P MINI JACK PLA10AN7720R7D2B COIL LHL08TB4R7MT			
⚠	S101-112 S999 ST101		00D 212 5611 903 00D 212 1030 009 -	TACT SWITCH(TAPE H5) POWER SWITCH (TV-5) STYLE PIN			
⚠	T901 W903,904 W906,907 W909		00D 233 0673 008 - - -	SW TRANS (100/120) M3-SCREW-TERMINAL08R 1P SIN CORD ASSY 1P SIN CON CORD			
		nsp nsp nsp	ORD 471 3303 016 00D 461 0991 026 00D 412 2160 028	3X6 CBS-Z RUBBER SHEET COMMON PLATE			

00DGU-3731B AUDIO P.W.B. UNIT ASS'Y

Ref. No.	nsp	Part No.	Part Name	Remarks	Q'ty	New
SEMICONDUCTORS GROUP						
IC102		00D 262 3261 907	CY2302 +REF			
IC103		00D 262 3590 018	EPM240T100C5N-17952A			
IC104		00D 262 3380 008	AK4101AVQ			
IC105		00D 262 3449 004	LC89057W-VF4A			
IC106		00D 262 3277 904	SN74LVC157APW-EL2 +C			
IC107		00D 262 3120 909	SN65LVDS31PW +REF			
IC108		00D 262 3125 904	SN65LVDS179DGK-EL2 +REF			
IC110		00D 269 0222 005	GP1FA52HTZ0F			
IC302		00D 262 3589 003	D708E001RFP250			
IC304		00D 263 1205 900	PQ012FZ01ZP +C	MBM29LV160BE90TN		
IC305		00D GEN 8250	DSP ROM SUB ASSY			
IC501-504		00D 262 3332 904	PCM1791ADBR +REF			
IC505-508		00D 263 0615 902	BA15218F-DXE2 +C			
IC509		00D 263 1074 908	OP275GSR +C			
IC510-512		00D 263 0615 902	BA15218F-DXE2 +C			
TR101		00D 273 0487 904	2SC2412K_T146R			
TR151		00D 269 0082 902	DTC114EKT96 +C			
TR501		00D 273 0487 904	2SC2412K_T146R			
TR502		00D 269 0083 901	DTA114EKT96 +C			
TR504		00D 269 0119 901	DTA124EKT96(TAPE) +C			
TR505		00D 273 0487 904	2SC2412K_T146R			
TR506-510		00D 269 0119 901	DTA124EKT96(TAPE) +C			
TR511-515		00D 269 0082 902	DTC114EKT96 +C			
TR516		00D 269 0119 901	DTA124EKT96(TAPE) +C			
TR517		00D 269 0082 902	DTC114EKT96 +C			
TR518-521		00D 269 0119 901	DTA124EKT96(TAPE) +C			
TR522-525		00D 269 0082 902	DTC114EKT96 +C			
TR526-550		00D 273 0460 905	KTC2875B-RTK +C			
TR553-560		00D 273 0460 905	KTC2875B-RTK +C			
D101,102		00D 276 0717 903	1SS355 TE-17 +C			
D301,302		00D 276 0401 905	1SS133T77 (TAPE)			
D505,506		00D 276 0401 905	1SS133T77 (TAPE)			
RESISTORS GROUP						
R445,446		00D 244 2052 986	RS14B3A751JNBST(S)			
R524		00D 244 2052 986	RS14B3A751JNBST(S)			
CAPACITORS GROUP						
C103	nsp	00D 257 0512 903	CK73F1E104ZT +1608			
C104	nsp	00D 257 0511 904	CK73F1H103ZT +1608			
C105	nsp	00D 254 4533 921	CE04W0J101MT SMG/RE3			
C106	nsp	00D 257 0511 904	CK73F1H103ZT +1608			
C107,108	nsp	00D 257 0512 903	CK73F1E104ZT +1608			
C109	nsp	00D 257 0511 904	CK73F1H103ZT +1608			
C110-112	nsp	00D 257 0512 903	CK73F1E104ZT +1608			
C113	nsp	00D 257 0511 904	CK73F1H103ZT +1608			
C114,115	nsp	00D 257 0512 903	CK73F1E104ZT +1608			
C116	nsp	00D 257 0511 904	CK73F1H103ZT +1608			
C117-120	nsp	00D 257 0512 903	CK73F1E104ZT +1608			
C121	nsp	00D 257 0511 904	CK73F1H103ZT +1608			

	Ref. No.	nsp	Part No.	Part Name	Remarks	Q'ty	New
	C122,123	nsp	00D 257 0512 903	CK73F1E104ZT +1608			
	C124	nsp	00D 257 0511 904	CK73F1H103ZT +1608			
	C125	nsp	00D 257 0512 903	CK73F1E104ZT +1608			
	C126	nsp	00D 257 0511 904	CK73F1H103ZT +1608			
	C127-132	nsp	00D 257 0512 903	CK73F1E104ZT +1608			
	C133,134	nsp	00D 254 4533 921	CE04W0J101MT SMG/RE3			
	C135,136	nsp	00D 257 0512 903	CK73F1E104ZT +1608			
	C137	nsp	00D 257 0516 909	CK73B1E223KT +1608			
	C138	nsp	00D 257 0516 954	CK73B1E104KT +1608			
	C139	nsp	00D 257 0509 929	CK73B1H102KT +1608			
	C140	nsp	00D 257 0511 904	CK73F1H103ZT +1608			
	C141,142	nsp	00D 257 0512 903	CK73F1E104ZT +1608			
	C143	nsp	00D 257 0509 929	CK73B1H102KT +1608			
	C144,145	nsp	00D 257 0502 955	CC73CH1H3R0CT +1608			
	C146,147	nsp	00D 257 0512 903	CK73F1E104ZT +1608			
	C148	nsp	00D 257 0511 904	CK73F1H103ZT +1608			
	C149	nsp	00D 257 0509 929	CK73B1H102KT +1608			
	C150	nsp	00D 257 0512 903	CK73F1E104ZT +1608			
	C151	nsp	00D 257 0511 904	CK73F1H103ZT +1608			
	C152	nsp	00D 257 0509 929	CK73B1H102KT +1608			
	C154	nsp	00D 257 0516 909	CK73B1E223KT +1608			
	C156	nsp	00D 257 0516 909	CK73B1E223KT +1608			
	C158	nsp	00D 254 4538 900	CE04W1C100MT SMG/RE3			
	C159	nsp	00D 257 0511 904	CK73F1H103ZT +1608			
	C161	nsp	00D 254 4524 943	CE04W1H010MT SMG/RE3			
	C301	nsp	00D 257 0512 903	CK73F1E104ZT +1608			
	C302	nsp	00D 257 0509 929	CK73B1H102KT +1608			
	C303	nsp	00D 254 4538 900	CE04W1C100MT SMG/RE3			
	C305	nsp	00D 257 0512 903	CK73F1E104ZT +1608			
	C306		00D 254 4533 950	CE04W0J471MT SMG/RE3			
	C307	nsp	00D 257 0512 903	CK73F1E104ZT +1608			
	C308	nsp	00D 257 0509 929	CK73B1H102KT +1608			
	C309	nsp	00D 257 0512 903	CK73F1E104ZT +1608			
	C310	nsp	00D 257 0509 929	CK73B1H102KT +1608			
	C311	nsp	00D 257 0512 903	CK73F1E104ZT +1608			
	C312,313	nsp	00D 257 0509 929	CK73B1H102KT +1608			
	C314	nsp	00D 257 0512 903	CK73F1E104ZT +1608			
	C315	nsp	00D 257 0509 929	CK73B1H102KT +1608			
	C316	nsp	00D 257 0512 903	CK73F1E104ZT +1608			
	C317	nsp	00D 257 0509 929	CK73B1H102KT +1608			
	C318	nsp	00D 257 0512 903	CK73F1E104ZT +1608			
	C319		00D 254 4533 950	CE04W0J471MT SMG/RE3			
	C320	nsp	00D 254 4538 900	CE04W1C100MT SMG/RE3			
	C323	nsp	00D 257 0509 929	CK73B1H102KT +1608			
	C324	nsp	00D 257 0512 903	CK73F1E104ZT +1608			
	C327	nsp	00D 257 0508 917	CC73CH1H471JT +1608			
	C328,329	nsp	00D 257 0503 909	CC73CH1H8R0DT +1608			
	C330	nsp	00D 257 0508 917	CC73CH1H471JT +1608			
	C331	nsp	00D 257 0509 929	CK73B1H102KT +1608			
	C332	nsp	00D 254 4533 921	CE04W0J101MT SMG/RE3			
	C333	nsp	00D 257 0512 903	CK73F1E104ZT +1608			
	C334	nsp	00D 257 0509 929	CK73B1H102KT +1608			
	C335	nsp	00D 257 0512 903	CK73F1E104ZT +1608			
	C336,337	nsp	00D 257 0509 929	CK73B1H102KT +1608			
	C338	nsp	00D 257 0512 903	CK73F1E104ZT +1608			
	C339	nsp	00D 257 0509 929	CK73B1H102KT +1608			

	Ref. No.	nsp	Part No.	Part Name	Remarks	Q'ty	New
	C340	nsp	00D 257 0512 903	CK73F1E104ZT +1608			
	C341	nsp	00D 257 0509 929	CK73B1H102KT +1608			
	C342	nsp	00D 257 0512 903	CK73F1E104ZT +1608			
	C343	nsp	00D 257 0509 929	CK73B1H102KT +1608			
	C344,345	nsp	00D 257 0512 903	CK73F1E104ZT +1608			
	C346	nsp	00D 257 0509 929	CK73B1H102KT +1608			
	C347	nsp	00D 257 0512 903	CK73F1E104ZT +1608			
	C348,349	nsp	00D 257 0509 929	CK73B1H102KT +1608			
	C350	nsp	00D 257 0512 903	CK73F1E104ZT +1608			
	C351	nsp	00D 257 0509 929	CK73B1H102KT +1608			
	C352	nsp	00D 257 0512 903	CK73F1E104ZT +1608			
	C353	nsp	00D 257 0509 929	CK73B1H102KT +1608			
	C354	nsp	00D 257 0512 903	CK73F1E104ZT +1608			
	C355	nsp	00D 254 4538 900	CE04W1C100MT SMG/RE3			
	C356	nsp	00D 257 0512 903	CK73F1E104ZT +1608			
	C357	nsp	00D 257 0509 929	CK73B1H102KT +1608			
	C358	nsp	00D 254 4538 900	CE04W1C100MT SMG/RE3			
	C359	nsp	00D 257 0512 903	CK73F1E104ZT +1608			
	C360	nsp	00D 257 0509 929	CK73B1H102KT +1608			
	C361	nsp	00D 257 0512 903	CK73F1E104ZT +1608			
	C362	nsp	00D 257 0509 929	CK73B1H102KT +1608			
	C363		00D 254 4533 950	CE04W0J471MT SMG/RE3			
	C364	nsp	00D 257 0511 904	CK73F1H103ZT +1608			
	C503	nsp	00D 257 0511 904	CK73F1H103ZT +1608			
	C504		00D 254 4580 709	CE04W1H221MC(ROB)			
	C505	nsp	00D 257 0511 904	CK73F1H103ZT +1608			
	C506		00D 254 4580 709	CE04W1H221MC(ROB)			
	C507	nsp	00D 257 0511 904	CK73F1H103ZT +1608			
	C508		00D 254 4693 939	CE04W1H101MT(RF0)			
	C509	nsp	00D 257 0511 904	CK73F1H103ZT +1608			
	C510-512	nsp	00D 257 0512 903	CK73F1E104ZT +1608			
	C513	nsp	00D 257 0511 904	CK73F1H103ZT +1608			
	C514	nsp	00D 257 0512 903	CK73F1E104ZT +1608			
	C515,516		00D 255 4256 955	CQ93P2A103JT(NH2)			
	C517		00D 254 4693 939	CE04W1H101MT(RF0)			
	C518	nsp	00D 257 0511 904	CK73F1H103ZT +1608			
	C519		00D 254 4693 939	CE04W1H101MT(RF0)			
	C520	nsp	00D 257 0511 904	CK73F1H103ZT +1608			
	C521	nsp	00D 254 4538 900	CE04W1C100MT SMG/RE3			
	C522	nsp	00D 257 0511 904	CK73F1H103ZT +1608			
	C523	nsp	00D 254 4538 900	CE04W1C100MT SMG/RE3			
	C524	nsp	00D 257 0511 904	CK73F1H103ZT +1608			
	C525	nsp	00D 254 4538 900	CE04W1C100MT SMG/RE3			
	C526-529	nsp	00D 257 0512 903	CK73F1E104ZT +1608			
	C531-533	nsp	00D 257 0511 904	CK73F1H103ZT +1608			
	C535-537	nsp	00D 257 0511 904	CK73F1H103ZT +1608			
	C539-541	nsp	00D 257 0511 904	CK73F1H103ZT +1608			
	C542	nsp	00D 254 4538 900	CE04W1C100MT SMG/RE3			
	C543		00D 254 4693 939	CE04W1H101MT(RF0)			
	C544,545	nsp	00D 254 4538 900	CE04W1C100MT SMG/RE3			
	C547-549	nsp	00D 257 0512 903	CK73F1E104ZT +1608			
	C550		00D 254 4702 956	CE04W1H100MT(RFS#A)			
	C551-553	nsp	00D 254 4524 943	CE04W1H010MT SMG/RE3			
	C554-561		00D 255 4254 915	CQ93P2A102JT(NH2)			
	C562-577	nsp	00D 257 0507 950	CC73CH1H271JT +1608			
	C578-585	nsp	00D 257 0512 903	CK73F1E104ZT +1608			

Ref. No.	nsp	Part No.	Part Name	Remarks	Q'ty	New
C586-593 C594-601 C602-604	nsp nsp	00D 254 3091 901 00D 257 0503 925 00D 257 0512 903	CE04D1H220MBPT (RBD) CC73CH1H100DT +1608 CK73F1E104ZT +1608			
C605 C606-610 C611 C612,613 C614	nsp	00D 254 3091 901 00D 257 0512 903 00D 254 4703 706 00D 255 4254 915 00D 254 4703 706	CE04D1H220MBPT (RBD) CK73F1E104ZT +1608 CE04W1H101MC(RFS#A) CQ93P2A102JT(NH2) CE04W1H101MC(RFS#A)			
C615-620 C623-628	nsp	00D 254 4580 712 00D 257 0508 917	CE04W1H101MC(ROB) CC73CH1H471JT +1608			
OTHERS PARTS GROUP						
CX062 CX124 CX125 CX131 CX163	nsp nsp nsp nsp nsp	00D 205 0343 061 00D 205 1386 085 00D 205 0536 027 00D 205 1383 020 00D 205 1387 026	6P CONN.BASE(KR-PH) 12P BASE(9115B-PT1) 12P CONNE SOCKET 13P-FFC-BASE(9615C) 16P BASE(9115B-PT1)			
CX164 CY034 CY044 CY124	nsp nsp nsp nsp	00D 205 0773 000 00D 205 0653 036 00D 205 0343 045 00D 205 0536 027	16P SOCKET(9110S) 3P VH CON.BASE 4P CONN.BASE(KR-PH) 12P CONNE SOCKET			
CY125 CY163 CY164 CY331	nsp nsp nsp nsp	00D 205 1386 085 00D 205 0773 000 00D 205 1387 026 00D 205 1383 004	12P BASE(9115B-PT1) 16P SOCKET(9110S) 16P BASE(9115B-PT1) 33P-FFC-BASE(9615C)			
FB301 JK205 JK301 JK302,303		00D 235 0130 903 00D 205 1222 000 00D 204 8731 009 00D 204 8728 009	CHIP EMIFIL(11A121) +1608 RJ-45 JACK(GND) 6P PIN JACK(21-3995) 1P PIN JACK(BK)-LF			
JK306 L501 W101		00D 204 8728 009 00D 235 0125 905 -	1P PIN JACK(BK)-LF INDUCTOR(FLC32C220K)+3216 M3-SCREW-TERMINAL08R			
X101 X301		00D 399 1017 002 00D 399 0951 004	X-TAL(24.576MHZ) X'TAL(25MHZ)			
		-	1P WIRE			
		-	1P WIRE			
		-	1P WIRE			

00DGU-3748 DIGITAL VIDEO P.W.B. UNIT ASS'Y

Ref. No.	nsp	Part No.	Part Name	Remarks	Q'ty	New
SEMICONDUCTORS GROUP						
IC100		00D 262 2570 903	TC7W241FU(TE12L)			
IC101		00D 262 3599 006	SXVX50(Reon)			
IC701		00D 262 3623 008	K4D553238F-VC36			
IC800		00D 262 2977 933	BA50BC0FP-E2			
IC801		00D 262 3265 903	LM1117MPX-1.8 +C			
IC802		00D 262 3364 011	SII9030CTU-7			
IC803		00D 262 3617 904	LP2996MX			
IC806		00D GEN 8105	I/P ROM SUB ASSY	MX29LV320CBTC-70G		
IC807,808		00D 262 3493 908	TC7MBL3245AFK			
IC809		00D 262 1230 901	TC7S04FTE85L +C			
TR800		00D 273 0460 905	KTC2875B-RTK +C			
TR803		00D 275 0110 905	HN1K02FU-TE85L			
D800,801		00D 276 0717 903	1SS355 TE-17 +C			
D802		00D 276 0750 902	RB521S-30TE61 +REF			
D804		00D 276 0717 903	1SS355 TE-17 +C			
RESISTORS GROUP						
R270,271		00D 247 2020 933	RM73B--103FT +1608			
R601		00D 247 2025 941	RM73B--221FT			
R602,603		00D 247 2019 928	RM73B--750FT			
R637,638		00D 247 2020 933	RM73B--103FT +1608			
R813		00D 247 2025 938	RM73B--391FT			
R842-845		00D 247 2025 909	RM73B--821FT			
CAPACITORS GROUP						
C100-103	nsp	00D 257 5009 974	CK73F1C104ZT +1005			
C106	nsp	00D 257 0506 951	CC73CH1H101JT +1608			
C108	nsp	00D 257 5009 974	CK73F1C104ZT +1005			
C111	nsp	00D 257 5009 974	CK73F1C104ZT +1005			
C112	nsp	00D 257 5009 916	CK73B1C103KT			
C113	nsp	00D 257 5009 974	CK73F1C104ZT +1005			
C114	nsp	00D 257 5009 916	CK73B1C103KT			
C115	nsp	00D 257 5009 974	CK73F1C104ZT +1005			
C116	nsp	00D 257 5009 916	CK73B1C103KT			
C117	nsp	00D 257 5009 974	CK73F1C104ZT +1005			
C118	nsp	00D 257 5009 916	CK73B1C103KT			
C119	nsp	00D 257 5009 974	CK73F1C104ZT +1005			
C120	nsp	00D 257 5003 983	CC73CH1H470JT			
C121,122	nsp	00D 257 5009 974	CK73F1C104ZT +1005			
C123	nsp	00D 257 5003 983	CC73CH1H470JT			
C124-129	nsp	00D 257 5009 974	CK73F1C104ZT +1005			
C130	nsp	00D 257 5003 983	CC73CH1H470JT			
C131-133	nsp	00D 257 5009 974	CK73F1C104ZT +1005			
C134	nsp	00D 257 5003 983	CC73CH1H470JT			
C135-143	nsp	00D 257 5009 974	CK73F1C104ZT +1005			
C144-154	nsp	00D 257 5009 916	CK73B1C103KT			
C155	nsp	00D 257 5003 983	CC73CH1H470JT			
C156-160	nsp	00D 257 5009 916	CK73B1C103KT			
C161,162	nsp	00D 257 5009 974	CK73F1C104ZT +1005			
C163	nsp	00D 257 5003 983	CC73CH1H470JT			

	Ref. No.	nsp	Part No.	Part Name	Remarks	Q'ty	New
	C164-174	nsp	00D 257 5009 916	CK73B1C103KT			
	C175,176	nsp	00D 257 5009 974	CK73F1C104ZT +1005			
	C300		00D 257 2015 916	CS77B1A101MT			
	C301		00D 257 4011 905	CE67C0J101MT (RV2) +REF			
	C302		00D 257 2015 932	CS77B1A470MT			
	C303		00D 257 4011 905	CE67C0J101MT (RV2) +REF			
	C304		00D 257 2015 929	CS77B1A220MT			
	C305-309		00D 257 4012 904	CE67C1C100MT (RV2B55 +REF			
	C310,311		00D 257 2015 929	CS77B1A220MT			
	C312		00D 257 4012 917	CE67C1C220MT (RV2) +REF			
	C313		00D 257 2015 929	CS77B1A220MT			
	C314-321	nsp	00D 257 5003 983	CC73CH1H470JT			
	C600-607	nsp	00D 257 5009 916	CK73B1C103KT			
	C608,609	nsp	00D 257 5009 974	CK73F1C104ZT +1005			
	C610,611	nsp	00D 257 5003 983	CC73CH1H470JT			
	C612	nsp	00D 257 5009 974	CK73F1C104ZT +1005			
	C613	nsp	00D 257 5003 983	CC73CH1H470JT			
	C614-618	nsp	00D 257 5009 974	CK73F1C104ZT +1005			
	C619,620	nsp	00D 257 5003 983	CC73CH1H470JT			
	C621	nsp	00D 257 5009 974	CK73F1C104ZT +1005			
	C622	nsp	00D 257 5003 983	CC73CH1H470JT			
	C623-625	nsp	00D 257 5009 974	CK73F1C104ZT +1005			
	C626-641	nsp	00D 257 5009 916	CK73B1C103KT			
	C642	nsp	00D 257 5009 974	CK73F1C104ZT +1005			
	C643,644	nsp	00D 257 5009 916	CK73B1C103KT			
	C645-654	nsp	00D 257 5009 974	CK73F1C104ZT +1005			
	C657	nsp	00D 257 5009 974	CK73F1C104ZT +1005			
	C658,659		00D 257 4012 917	CE67C1C220MT (RV2) +REF			
	C660		00D 257 2015 932	CS77B1A470MT			
	C661		00D 257 4011 905	CE67C0J101MT (RV2) +REF			
	C662		00D 257 2015 932	CS77B1A470MT			
	C663		00D 257 4011 905	CE67C0J101MT (RV2) +REF			
	C664		00D 257 2015 916	CS77B1A101MT			
	C665		00D 257 2015 929	CS77B1A220MT			
	C666		00D 257 4012 904	CE67C1C100MT (RV2B55 +REF			
	C667-688	nsp	00D 257 5009 916	CK73B1C103KT			
	C689		00D 257 4012 904	CE67C1C100MT (RV2B55 +REF			
	C690	nsp	00D 257 5009 974	CK73F1C104ZT +1005			
	C691	nsp	00D 257 5009 916	CK73B1C103KT			
	C692,693	nsp	00D 257 5003 983	CC73CH1H470JT			
	C800,801	nsp	00D 257 5009 974	CK73F1C104ZT +1005			
	C803	nsp	00D 257 5009 974	CK73F1C104ZT +1005			
	C805-809	nsp	00D 257 5009 974	CK73F1C104ZT +1005			
	C810	nsp	00D 257 5006 993	CK73B1H102KT +1005			
	C811,812	nsp	00D 257 5009 974	CK73F1C104ZT +1005			
	C813,814	nsp	00D 257 5006 993	CK73B1H102KT +1005			
	C815	nsp	00D 257 5009 974	CK73F1C104ZT +1005			
	C816	nsp	00D 257 5006 993	CK73B1H102KT +1005			
	C817	nsp	00D 257 5009 974	CK73F1C104ZT +1005			
	C818-821	nsp	00D 257 5006 993	CK73B1H102KT +1005			
	C822,823	nsp	00D 257 5009 974	CK73F1C104ZT +1005			
	C824-826	nsp	00D 257 5006 993	CK73B1H102KT +1005			
	C835-838	nsp	00D 257 0516 954	CK73B1E104KT +1608			
	C842,843		00D 257 4012 920	CE67C1C470MT (RV2) +REF			
	C844		00D 257 2015 929	CS77B1A220MT			
	C845,846		00D 254 4655 922	CE67C0J470MT (RV2) +REF			

Ref. No.	nsp	Part No.	Part Name	Remarks	Q'ty	New
C847,848 C849 C850-854 C855	nsp	00D 254 4655 906 00D 254 4655 922 00D 257 4012 904 00D 257 5009 916	CE67C0J220MT (RV2) +REF CE67C0J470MT (RV2) +REF CE67C1C100MT (RV2B55 +REF CK73B1C103KT			
C857-859	nsp	00D 257 5009 974	CK73F1C104ZT +1005			
OTHERS PARTS GROUP						
AS601-603		-	M3 SCREW TERMINAL			
AS800,801		-	M3-SCREW-TERMINAL08R			
CX123 CX162 CX811	nsp nsp nsp	00D 205 1324 021 00D 205 1324 063 00D 205 1394 006	12P PIN HEADER(9120) 16P PIN HEADER(9120) 19P HDMI CONNECTOR			
CY054 CY122 CY125 CY131	nsp nsp nsp	00D 205 0449 059 00D 205 1386 085 00D 205 1386 085 00D 205 1383 020	5P VH CONNECTOR BASE 12P BASE(9115B-PT1) 12P BASE(9115B-PT1) 13P-FFC-BASE(9615C)			
CY161 FB100 FB101-104 FB800-806	nsp nsp nsp	00D 205 1324 063 00D 235 0136 907 00D 247 2005 903 00D 247 2018 903	16P PIN HEADER(9120) FBMJ1608HS280NT +1608 RM73B--101JT +1608 RM73B--0R0KT +1608			
FB807 L800-802 X100	nsp	00D 247 2003 989 00D 235 0125 905 00D 262 3421 909	RM73B--330JT +1608 INDUCTOR(FLC32C220K)+3216 FCXO-03L(27.000MHz)			

PARTS LIST OF P.W.B. UNIT (for E1C model)

* 本表に記載されている部品は、補修用部品のため製品に使用している部品とは一部、形状、寸法などが異なる場合があります。

* The parts listed below are for maintenance only, might differ from the parts used in the unit in appearances or dimensions.

* "nsp" 印の部品は常時在庫していませんので供給に長時間を要することがあります。場合によっては、供給をお断りする場合があります。

* Part indicated with the mark "nsp" are not always in stock and possibly to take a long period of time for supplying, or in some case supplying of part may be refused.

00DGU-3729E MAIN/A.VIDEO P.W.B. UNIT ASS'Y

Ref. No.	nsp	Part No.	Part Name	Remarks	Q'ty	New
SEMICONDUCTORS GROUP						
IC101		00D 262 2977 917	BA25BC0FP-E2			
IC102		00D 263 1205 900	PQ012FZ01ZP +C			
IC151		00D 262 3591 907	BD7956FS-E2			
IC152		00D GEN 8103	EEPROM ROM SUB ASSY	BR24L32F-WE2 +C		
IC153		00D 262 3082 924	BD4730G-TR			
IC154		00D 262 3216 907	SM8707EV +C			
IC155		00D GEN 8283	FE/BE ROM SUB ASSY	MX29LV320CBTC-70G		
IC156		00D 262 3594 001	EM638165TS-7G			
IC157		00D 262 3592 003	MN2DS0009AA			
IC158		00D 262 3594 001	EM638165TS-7G			
IC159		00D 262 2517 908	SN74LV08APW-EL2 +REF			
IC161		00D 262 3601 907	TC7WH157FU(TE12L,F)			
IC301		00D 263 0673 902	BA10393F-E2 +C			
IC400		00D 262 2514 901	SN74LV138APW-EL2 +C			
IC401		00D 262 3217 003	CXD2753R +C			
IC402		00D 262 2641 900	SN74LV541APW-EL2 +C			
IC403-406		00D 262 3242 900	SN74LV273APW-EL2 +REF			
IC409		00D 262 2875 006	16M SDRAM(TSOP)-7/8 +C			
IC410,411		00D 262 2669 908	SN74LV157APW +C			
IC412-414		00D 262 2517 908	SN74LV08APW-EL2 +REF			
IC500		00D 262 2977 917	BA25BC0FP-E2			
IC501		00D 262 3478 004	ADV7320			
IC502		00D 262 3595 903	SN74LV594APWR			
IC503		00D 262 3277 904	SN74LVC157APW-EL2 +C			
IC505		00D 262 3365 900	BH7868FS			
IC507		00D 262 2813 903	SN74AHCT08PW-EL2 +C			
IC550		00D 262 3478 004	ADV7320			
IC551		00D 262 3365 900	BH7868FS			
IC651		00D 262 1793 901	TC4W53F +C			
IC652		00D 262 0707 901	TC4053BF (TAPE) +C			
IC653		00D 263 1115 906	NJM2267M (TE2)			
IC654		00D 262 2534 907	BA7660FS-E2 +C			
TR150		00D 272 0160 901	2SB1132T100Q +C			
TR153		00D 272 0160 901	2SB1132T100Q +C			
TR154,155		00D 273 0487 904	2SC2412K_T146R			
TR156		00D 269 0082 902	DTC114EKT96 +C			
TR157		00D 275 0109 903	2SK3019-TL			
TR158		00D 269 0082 902	DTC114EKT96 +C			
TR159		00D 271 0259 903	2SA1162-GR(TE85L)			
TR160		00D 269 0082 902	DTC114EKT96 +C			
TR161		00D 273 0487 904	2SC2412K_T146R			
TR162		00D 275 0109 903	2SK3019-TL			
TR163		00D 273 0487 904	2SC2412K_T146R			
TR164,165		00D 275 0109 903	2SK3019-TL			
TR166,167		00D 269 0229 901	DTC143TUAT106			
TR302		00D 273 0460 905	KTC2875-B-RTK/P			
TR502-504		00D 271 0293 901	2SA1022-B +C			
TR550-552		00D 272 0125 904	2SB709A +C			

Ref. No.	nsp	Part No.	Part Name	Remarks	Q'ty	New
TR553,554 TR651,652 TR653 TR654,655		00D 271 0293 901 00D 269 0082 902 00D 269 0083 901 00D 269 0082 902	2SA1022-B +C DTC114EKT96 +C DTA114EKT96 +C DTC114EKT96 +C			
D101,102 D152 D500		00D 276 0401 905 00D 276 0401 905 00D 276 0717 903	1SS133T77 (TAPE) 1SS133T77 (TAPE) 1SS355 TE-17 +C			
RESISTORS GROUP						
RR301 RR303 RR304 RR316		00D 247 2020 933 00D 247 2020 933 00D 247 2028 906 00D 247 2021 903	RM73B--103FT +1608 RM73B--103FT +1608 RM73B--302FT +1608 RM73B--122FT +1608			
RR318-320 RA500-506 RA507,508 RA550-556		00D 247 2021 903 00D 247 9002 909 00D 247 9007 920 00D 247 9002 909	RM73B--122FT +1608 MNR14=330JE0AB +C MNR14=0R0JE0 MNR14=330JE0AB +C			
VR501 VR550,551		00D 211 6148 906 00D 211 6148 906	V03PB471MT(RH03ADCS) +REF V03PB471MT(RH03ADCS) +REF			
CAPACITORS GROUP						
C101 C102 C103 C104	nsp nsp nsp nsp	00D 257 0512 903 00D 254 4533 921 00D 257 0511 904 00D 257 0512 903	CK73F1E104ZT +1608 CE04W0J101MT SMG/RE3 CK73F1H103ZT +1608 CK73F1E104ZT +1608			
C105,106 C107 C108 C109 C111	nsp nsp nsp nsp nsp	00D 254 4533 921 00D 257 0512 903 00D 257 0511 904 00D 257 0512 903 00D 257 4012 917	CE04W0J101MT SMG/RE3 CK73F1E104ZT +1608 CK73F1H103ZT +1608 CK73F1E104ZT +1608 CE67C1C220MT (RV2) +REF			
C112 C113 C114 C115 C116	nsp nsp nsp nsp nsp	00D 257 0512 903 00D 257 4011 905 00D 257 2015 929 00D 257 4011 905 00D 257 0507 976	CK73F1E104ZT +1608 CE67C0J101MT (RV2) +REF CS77B1A220MT CE67C0J101MT (RV2) +REF CC73CH1H331JT +1608			
C117 C118 C119,120 C121 C122	nsp nsp nsp nsp nsp	00D 257 2015 929 00D 257 0512 903 00D 257 4011 905 00D 257 0512 903 00D 257 4012 917	CS77B1A220MT CK73F1E104ZT +1608 CE67C0J101MT (RV2) +REF CK73F1E104ZT +1608 CE67C1C220MT (RV2) +REF			
C123 C124,125 C126,127 C136,137 C138	nsp nsp nsp nsp nsp	00D 257 0512 903 00D 257 4011 905 00D 257 0512 903 00D 257 0511 904 00D 257 4011 905	CK73F1E104ZT +1608 CE67C0J101MT (RV2) +REF CK73F1E104ZT +1608 CK73F1H103ZT +1608 CE67C0J101MT (RV2) +REF			
C139 C148,149 C150 C151 C152	nsp nsp nsp nsp nsp	00D 257 0512 903 00D 257 2017 901 00D 257 0512 903 00D 257 4012 933 00D 257 4012 920	CK73F1E104ZT +1608 CS77B0J101MT(SK8) CK73F1E104ZT +1608 CE67C1C101MT (RV2) +REF CE67C1C470MT (RV2) +REF			
C155 C156,157	nsp nsp	00D 257 0512 903 00D 257 4012 917	CK73F1E104ZT +1608 CE67C1C220MT (RV2) +REF			

	Ref. No.	nsp	Part No.	Part Name	Remarks	Q'ty	New
	C160		00D 257 4012 920	CE67C1C470MT (RV2) +REF			
	C163	nsp	00D 257 0508 917	CC73CH1H471JT +1608			
	C164		00D 257 4012 917	CE67C1C220MT (RV2) +REF			
	C165	nsp	00D 257 0512 903	CK73F1E104ZT +1608			
	C166		00D 257 4012 920	CE67C1C470MT (RV2) +REF			
	C167	nsp	00D 257 0512 903	CK73F1E104ZT +1608			
	C170		00D 257 4012 920	CE67C1C470MT (RV2) +REF			
	C171		00D 257 4012 917	CE67C1C220MT (RV2) +REF			
	C172	nsp	00D 257 0501 901	CK73B1H103KT (1608) +1608			
	C174		00D 257 4012 917	CE67C1C220MT (RV2) +REF			
	C175	nsp	00D 257 0512 903	CK73F1E104ZT +1608			
	C176		00D 257 4012 917	CE67C1C220MT (RV2) +REF			
	C177	nsp	00D 257 0516 954	CK73B1E104KT +1608			
	C178	nsp	00D 257 0520 908	CK73B1A154KT +1608			
	C179	nsp	00D 257 0516 954	CK73B1E104KT +1608			
	C180	nsp	00D 257 0516 925	CK73B1E333KT +1608			
	C181	nsp	00D 257 0512 903	CK73F1E104ZT +1608			
	C182	nsp	00D 257 0506 951	CC73CH1H101JT +1608			
	C183	nsp	00D 257 0501 930	CK73B1H183KT			
	C184,185	nsp	00D 257 0512 903	CK73F1E104ZT +1608			
	C186	nsp	00D 257 0521 907	CK73B1A105KT +1608			
	C187-189	nsp	00D 257 0512 903	CK73F1E104ZT +1608			
	C190		00D 254 4655 922	CE67C0J470MT (RV2) +REF			
	C191-195	nsp	00D 257 0512 903	CK73F1E104ZT +1608			
	C196		00D 257 2017 901	CS77B0J101MT(SK8)			
	C197	nsp	00D 257 0516 954	CK73B1E104KT +1608			
	C198,199	nsp	00D 257 0511 904	CK73F1H103ZT +1608			
	C200	nsp	00D 257 0512 903	CK73F1E104ZT +1608			
	C201,202	nsp	00D 257 0516 954	CK73B1E104KT +1608			
	C203		00D 257 4011 905	CE67C0J101MT (RV2) +REF			
	C204	nsp	00D 257 0516 954	CK73B1E104KT +1608			
	C205-207	nsp	00D 257 0512 903	CK73F1E104ZT +1608			
	C208		00D 257 4011 905	CE67C0J101MT (RV2) +REF			
	C209	nsp	00D 257 0516 954	CK73B1E104KT +1608			
	C210	nsp	00D 257 0520 911	CK73B1A224KT +1608			
	C211	nsp	00D 257 0512 903	CK73F1E104ZT +1608			
	C212,213	nsp	00D 257 0506 951	CC73CH1H101JT +1608			
	C214		00D 257 4011 905	CE67C0J101MT (RV2) +REF			
	C215,216	nsp	00D 257 0512 903	CK73F1E104ZT +1608			
	C217	nsp	00D 257 0509 929	CK73B1H102KT +1608			
	C218-220	nsp	00D 257 0512 903	CK73F1E104ZT +1608			
	C221	nsp	00D 257 0511 904	CK73F1H103ZT +1608			
	C222	nsp	00D 257 0503 909	CC73CH1H8R0DT +1608			
	C223-225	nsp	00D 257 0512 903	CK73F1E104ZT +1608			
	C227	nsp	00D 257 0503 909	CC73CH1H8R0DT +1608			
	C228	nsp	00D 257 0512 903	CK73F1E104ZT +1608			
	C229	nsp	00D 257 0511 904	CK73F1H103ZT +1608			
	C230-232	nsp	00D 257 0512 903	CK73F1E104ZT +1608			
	C236,237	nsp	00D 257 0512 903	CK73F1E104ZT +1608			
	C238,239	nsp	00D 257 0509 929	CK73B1H102KT +1608			
	C240	nsp	00D 257 0512 903	CK73F1E104ZT +1608			
	C241	nsp	00D 257 0509 929	CK73B1H102KT +1608			
	C242-250	nsp	00D 257 0512 903	CK73F1E104ZT +1608			
	C251		00D 257 4011 905	CE67C0J101MT (RV2) +REF			
	C252-256	nsp	00D 257 0512 903	CK73F1E104ZT +1608			
	C257	nsp	00D 257 0506 951	CC73CH1H101JT +1608			
	C258	nsp	00D 257 0512 903	CK73F1E104ZT +1608			

Ref. No.	nsp	Part No.	Part Name	Remarks	Q'ty	New
C259	nsp	00D 257 0506 951	CC73CH1H101JT +1608			
C260,261	nsp	00D 257 0512 903	CK73F1E104ZT +1608			
C262		00D 257 4011 905	CE67C0J101MT (RV2) +REF			
C264-266	nsp	00D 257 0520 911	CK73B1A224KT +1608			
C267	nsp	00D 257 0516 954	CK73B1E104KT +1608			
C268		00D 257 4011 905	CE67C0J101MT (RV2) +REF			
C269-272	nsp	00D 257 0512 903	CK73F1E104ZT +1608			
C273		00D 257 4011 905	CE67C0J101MT (RV2) +REF			
C274-277	nsp	00D 257 0512 903	CK73F1E104ZT +1608			
C282	nsp	00D 257 0516 954	CK73B1E104KT +1608			
C305	nsp	00D 257 0512 903	CK73F1E104ZT +1608			
C396	nsp	00D 257 0509 929	CK73B1H102KT +1608			
C397	nsp	00D 257 0512 903	CK73F1E104ZT +1608			
C398	nsp	00D 257 0509 929	CK73B1H102KT +1608			
C399	nsp	00D 257 0512 903	CK73F1E104ZT +1608			
C405	nsp	00D 257 0512 903	CK73F1E104ZT +1608			
C406	nsp	00D 257 0509 929	CK73B1H102KT +1608			
C407-411	nsp	00D 257 0512 903	CK73F1E104ZT +1608			
C412		00D 257 4012 917	CE67C1C220MT (RV2) +REF			
C414	nsp	00D 257 0512 903	CK73F1E104ZT +1608			
C415	nsp	00D 257 0511 904	CK73F1H103ZT +1608			
C417	nsp	00D 257 0503 925	CC73CH1H100DT +1608			
C418	nsp	00D 257 0501 901	CK73B1H103KT (1608) +1608			
C419-421	nsp	00D 257 0512 903	CK73F1E104ZT +1608			
C422,423	nsp	00D 257 0511 904	CK73F1H103ZT +1608			
C424	nsp	00D 257 0512 903	CK73F1E104ZT +1608			
C425	nsp	00D 257 0509 929	CK73B1H102KT +1608			
C426,427	nsp	00D 257 0512 903	CK73F1E104ZT +1608			
C428	nsp	00D 257 0509 929	CK73B1H102KT +1608			
C429,430	nsp	00D 257 0512 903	CK73F1E104ZT +1608			
C431		00D 257 4011 905	CE67C0J101MT (RV2) +REF			
C432-438	nsp	00D 257 0512 903	CK73F1E104ZT +1608			
C439		00D 257 4011 905	CE67C0J101MT (RV2) +REF			
C440	nsp	00D 257 0511 904	CK73F1H103ZT +1608			
C441	nsp	00D 257 0512 903	CK73F1E104ZT +1608			
C442	nsp	00D 257 0509 929	CK73B1H102KT +1608			
C443	nsp	00D 257 0512 903	CK73F1E104ZT +1608			
C444	nsp	00D 257 0511 904	CK73F1H103ZT +1608			
C445,446	nsp	00D 257 0512 903	CK73F1E104ZT +1608			
C447	nsp	00D 257 0509 929	CK73B1H102KT +1608			
C448	nsp	00D 257 0511 904	CK73F1H103ZT +1608			
C449-454	nsp	00D 257 0512 903	CK73F1E104ZT +1608			
C455		00D 257 4011 905	CE67C0J101MT (RV2) +REF			
C477-479	nsp	00D 257 0512 903	CK73F1E104ZT +1608			
C480	nsp	00D 257 0511 904	CK73F1H103ZT +1608			
C481	nsp	00D 257 0512 903	CK73F1E104ZT +1608			
C482	nsp	00D 257 0511 904	CK73F1H103ZT +1608			
C483-488	nsp	00D 257 0512 903	CK73F1E104ZT +1608			
C500,501	nsp	00D 257 0509 929	CK73B1H102KT +1608			
C502-504	nsp	00D 257 0512 903	CK73F1E104ZT +1608			
C505	nsp	00D 257 0501 901	CK73B1H103KT (1608) +1608			
C506	nsp	00D 257 0512 903	CK73F1E104ZT +1608			
C507,508	nsp	00D 257 0506 951	CC73CH1H101JT +1608			
C509	nsp	00D 257 0512 903	CK73F1E104ZT +1608			
C511	nsp	00D 257 0501 901	CK73B1H103KT (1608) +1608			
C512-514	nsp	00D 257 0512 903	CK73F1E104ZT +1608			
C516	nsp	00D 257 0512 903	CK73F1E104ZT +1608			

Ref. No.	nsp	Part No.	Part Name	Remarks	Q'ty	New
C517	nsp	00D 257 0509 903	CK73B1H821KT +1608			
C518	nsp	00D 257 0510 921	CK73B1H392KT +1608			
C519-525	nsp	00D 257 0512 903	CK73F1E104ZT +1608			
C526,527	nsp	00D 257 0501 901	CK73B1H103KT (1608) +1608			
C528	nsp	00D 257 0516 954	CK73B1E104KT +1608			
C530-533	nsp	00D 257 0501 901	CK73B1H103KT (1608) +1608			
C534	nsp	00D 257 0516 954	CK73B1E104KT +1608			
C536	nsp	00D 257 0512 903	CK73F1E104ZT +1608			
C553,554	nsp	00D 257 0512 903	CK73F1E104ZT +1608			
C556	nsp	00D 257 0512 903	CK73F1E104ZT +1608			
C559	nsp	00D 257 0512 903	CK73F1E104ZT +1608			
C600,601	nsp	00D 257 0512 903	CK73F1E104ZT +1608			
C605	nsp	00D 257 0501 901	CK73B1H103KT (1608) +1608			
C606,607	nsp	00D 257 0512 903	CK73F1E104ZT +1608			
C609	nsp	00D 257 0509 903	CK73B1H821KT +1608			
C610	nsp	00D 257 0512 903	CK73F1E104ZT +1608			
C611	nsp	00D 257 0510 921	CK73B1H392KT +1608			
C612-617	nsp	00D 257 0512 903	CK73F1E104ZT +1608			
C618-623	nsp	00D 257 0501 901	CK73B1H103KT (1608) +1608			
C624	nsp	00D 257 0512 903	CK73F1E104ZT +1608			
C651,652	nsp	00D 257 0512 903	CK73F1E104ZT +1608			
C657-660	nsp	00D 257 0512 903	CK73F1E104ZT +1608			
C669-673	nsp	00D 257 0512 903	CK73F1E104ZT +1608			
C676	nsp	00D 257 0512 903	CK73F1E104ZT +1608			
C680	nsp	00D 257 0511 904	CK73F1H103ZT +1608			
C681	nsp	00D 257 0509 929	CK73B1H102KT +1608			
C696	nsp	00D 257 0512 903	CK73F1E104ZT +1608			
C900		00D 254 4655 922	CE67C0J470MT (RV2) +REF			
C901		00D 257 2015 929	CS77B1A220MT			
C902-906		00D 257 4011 905	CE67C0J101MT (RV2) +REF			
C907		00D 254 4660 946	CE67C1H010MT (RV2B55 +REF			
C908		00D 254 4655 922	CE67C0J470MT (RV2) +REF			
C909		00D 257 4011 905	CE67C0J101MT (RV2) +REF			
C910		00D 254 4660 946	CE67C1H010MT (RV2B55 +REF			
C911		00D 254 4655 922	CE67C0J470MT (RV2) +REF			
C912		00D 257 4012 917	CE67C1C220MT (RV2) +REF			
C913		00D 254 4655 977	CE67C0J102MT (RV) +REF			
C914		00D 257 4011 905	CE67C0J101MT (RV2) +REF			
C915		00D 254 4655 977	CE67C0J102MT (RV) +REF			
C916		00D 257 4011 905	CE67C0J101MT (RV2) +REF			
C917		00D 254 4655 977	CE67C0J102MT (RV) +REF			
C918		00D 257 4011 905	CE67C0J101MT (RV2) +REF			
C920		00D 257 4012 917	CE67C1C220MT (RV2) +REF			
C921		00D 257 4011 905	CE67C0J101MT (RV2) +REF			
C922		00D 257 4012 917	CE67C1C220MT (RV2) +REF			
C928		00D 257 4011 905	CE67C0J101MT (RV2) +REF			
C930-934		00D 257 4011 905	CE67C0J101MT (RV2) +REF			
C935-937		00D 254 4660 946	CE67C1H010MT (RV2B55 +REF			
C938		00D 257 4012 917	CE67C1C220MT (RV2) +REF			
C939		00D 257 4011 905	CE67C0J101MT (RV2) +REF			
C940		00D 257 4012 917	CE67C1C220MT (RV2) +REF			
C941		00D 257 4011 905	CE67C0J101MT (RV2) +REF			
C942		00D 257 4012 917	CE67C1C220MT (RV2) +REF			
C943		00D 257 4011 905	CE67C0J101MT (RV2) +REF			
C944		00D 257 4012 917	CE67C1C220MT (RV2) +REF			
C945		00D 257 4012 904	CE67C1C100MT (RV2B55 +REF			
C946,947		00D 257 4011 905	CE67C0J101MT (RV2) +REF			

Ref. No.	nsp	Part No.	Part Name	Remarks	Q'ty	New
C948		00D 257 4012 917	CE67C1C220MT (RV2) +REF			
C949		00D 257 4011 905	CE67C0J101MT (RV2) +REF			
C951-954		00D 257 4012 920	CE67C1C470MT (RV2) +REF			
C955-959		00D 257 4011 905	CE67C0J101MT (RV2) +REF			
C960		00D 257 4012 917	CE67C1C220MT (RV2) +REF			
C962		00D 257 4011 905	CE67C0J101MT (RV2) +REF			
C963		00D 257 4012 917	CE67C1C220MT (RV2) +REF			
C984,985		00D 257 4012 917	CE67C1C220MT (RV2) +REF			
C986,987	nsp	00D 257 0512 903	CK73F1E104ZT +1608			
C988		00D 257 4012 917	CE67C1C220MT (RV2) +REF			
C990-992	nsp	00D 257 0512 903	CK73F1E104ZT +1608			
C995,996	nsp	00D 257 0512 903	CK73F1E104ZT +1608			
OTHERS PARTS GROUP						
AS601,602		-	M3-SCREW-TERMINAL08R			
CX044	nsp	00D 205 0355 046	4P KR CON BASE(L)			
CX053	nsp	00D 205 0355 059	5P KR CON BASE(L)			
CX122	nsp	00D 205 1386 085	12P BASE(9115B-PT1)			
CX125	nsp	00D 205 1386 085	12P BASE(9115B-PT1)			
CX151		00D 205 1224 930	15P FFC BASE(9616A)			
CX161	nsp	00D 205 1324 063	16P PIN HEADER(9120)			
CX171		00D 205 1382 005	17P-FFC-BASE(9615C)			
CX211		00D 205 1346 009	21P 1.25FJ CONN.BASE			
CX241		00D 205 1264 916	24P-FFC-BASE(9631SG)			
CX331		00D 205 1383 004	33P-FFC-BASE(9615C)			
CY071	nsp	00D 205 0355 075	7P KR CON BASE(L)			
CY123	nsp	00D 205 1324 021	12P PIN HEADER(9120)			
CY132	nsp	00D 205 0480 034	13P KR CON BASE(L)			
CY162	nsp	00D 205 1324 063	16P PIN HEADER(9120)			
CY211		00D 205 1345 000	21P 1.25FJ CONN.PLUG			
FB101		00D 235 0136 907	FBMJ1608HS280NT +1608			
FB103-107		00D 235 0136 907	FBMJ1608HS280NT +1608			
FB150		00D 235 0130 903	CHIP EMIFIL(11A121) +1608			
FB155,156		00D 235 0130 903	CHIP EMIFIL(11A121) +1608			
FB159-161	nsp	00D 247 2018 903	RM73B--0R0KT +1608			
FB652-655		00D 235 0130 903	CHIP EMIFIL(11A121) +1608			
JK703		00D 205 1395 005	1P S-TERMINAL-LF			
JK705-708		00D 204 8728 009	1P PIN JACK(BK)-LF			
L150		00D 235 0125 905	INDUCTOR(FLC32C220K)+3216			
L154-156		00D 235 0074 933	INDUCTOR(101)ST			
L157,158		00D 235 0125 905	INDUCTOR(FLC32C220K)+3216			
L502-504		00D 235 0125 905	INDUCTOR(FLC32C220K)+3216			
L552-554		00D 235 0125 905	INDUCTOR(FLC32C220K)+3216			
L652-654		00D 235 0125 905	INDUCTOR(FLC32C220K)+3216			
X150		00D 399 0596 003	XTAL(27MHZ)			

00DGU-3730A POWER/DISPLAY P.W.B. UNIT ASS'Y

Ref. No.	nsp	Part No.	Part Name	Remarks	Q'ty	New
SEMICONDUCTORS GROUP						
IC101		00D 262 3606 902	PT6302-R-001(L)			
IC102		00D 262 3602 003	GP1UE271XKVF			
IC521		00D 263 1100 063	KIA7809API-U/P			
IC522		00D 263 1099 048	KIA7909PI			
IC901		00D 265 0121 007	TOP244Y			
IC902		00D 263 1256 904	TA76432S(TPE6,F)			
IC904		00D 262 2580 906	CXA1511M +C			
IC905		00D 262 2114 903	UPD4721GS-GJG +C			
IC906		00D 262 3047 008	PC123Y22			
IC907,908		00D 263 1256 904	TA76432S(TPE6,F)			
IC909		00D 262 3277 904	SN74LVC157APW-EL2 +C			
IC910		00D 263 1100 021	KIA7812API-U/P			
TR101,102		00D 269 0082 902	DTC114EKT96 +C			
TR103,104		00D 271 0308 906	2SA933ASTPS			
TR105,106		00D 269 0082 902	DTC114EKT96 +C			
TR901		00D 271 0308 906	2SA933ASTPS			
TR902		00D 272 0170 001	2SB1268(R/S)			
TR903		00D 274 0036 905	2SD468(C)TF			
TR904		00D 272 0083 004	2SB1185(E/F)			
TR905		00D 274 0036 905	2SD468(C)TF			
TR906,907		00D 269 0083 901	DTA114EKT96 +C			
TR908,909		00D 269 0082 902	DTC114EKT96 +C			
TR910		00D 275 0115 900	RSS100N03TB			
TR911		00D 269 0055 900	DTA144EKT96 +C			
TR912		00D 269 0054 901	DTC144EKT96 +C			
TR913		00D 274 0209 004	2SC5370			
TR915,916		00D 271 0308 906	2SA933ASTPS			
D101-104		00D 276 0401 905	1SS133T77 (TAPE)			
D501-504		00D 276 0401 905	1SS133T77 (TAPE)			
D901-904		00D 276 0729 904	EM01AT (V1)			
D906		00D 276 0401 905	1SS133T77 (TAPE)			
D907		00D 276 0813 001	AP01C			
D909		00D 276 0401 905	1SS133T77 (TAPE)			
D910		00D 276 0803 008	FMB-G19L			
D911		00D 276 0730 906	AG01ZT (V1)			
D913		00D 276 0835 005	RL10Z			
D914		00D 276 0730 906	AG01ZT (V1)			
D915		00D 276 0401 905	1SS133T77 (TAPE)			
D921,922		00D 276 0401 905	1SS133T77 (TAPE)			
D924,925		00D 276 0401 905	1SS133T77 (TAPE)			
ZD903		00D 276 0762 945	MTZJ36B T77			
ZD904		00D 276 0760 921	MTZJ4.3B T77			
ZD905		00D 276 0760 947	MTZJ5.1B T77			
LD101,102		00D 393 9576 903	SELU1E10CXM-002			
LD103		00D 393 9645 009	SML1216W(D)			
TH901		00D 279 0044 002	NTH11D8R0LA			
FL101		00D 393 8078 004	FL TUBE(15-BT-97GNK)			

Ref. No.	nsp	Part No.	Part Name	Remarks	Q'ty	New
RESISTORS GROUP						
R908		00D 244 2675 729	RS14B3D224JNBF (ERG)			
R916		00D 247 2023 914	RM73B--103DT(1608) +1608			
R917		00D 247 2023 927	RM73B--1652DT(1608) +1608			
R918		00D 244 2055 912	RS14B3AR47JNBST(S)			
R919		00D 244 2681 904	RS14B3A1R5JNBST(S)			
R926		00D 244 2052 973	RS14B3A561JNBST(S)			
R928		00D 244 2052 944	RS14B3A152JNBST(S)			
R929		00D 244 2050 991	RS14B3A682JNBST(S)			
R930		00D 244 2052 973	RS14B3A561JNBST(S)			
R938		00D 244 2051 929	RS14B3A821JNBST(S)			
R955,956		00D 244 2052 973	RS14B3A561JNBST(S)			
R960,961		00D 247 2023 914	RM73B--103DT(1608) +1608			
R962-964		00D 244 2051 929	RS14B3A821JNBST(S)			
R969-974		00D 244 2051 945	RS14B3A010JNBST(S)			
R979,980		00D 241 2313 985	RD14B2E4R7JFRST			
R982-985		00D 244 2681 904	RS14B3A1R5JNBST(S)			
CAPACITORS GROUP						
C101	nsp	00D 257 0512 903	CK73F1E104ZT +1608			
C102	nsp	00D 257 0511 904	CK73F1H103ZT +1608			
C103		00D 254 4300 963	CE04W0J101MT(SRE)			
C104	nsp	00D 257 0512 903	CK73F1E104ZT +1608			
C105	nsp	00D 257 0504 966	CC73CH1H390JT +1608			
C106		00D 254 4300 947	CE04W0J470MT(SRE)			
C107-109	nsp	00D 257 0512 903	CK73F1E104ZT +1608			
C111	nsp	00D 257 0511 904	CK73F1H103ZT +1608			
C503	nsp	00D 257 0511 904	CK73F1H103ZT +1608			
C505	nsp	00D 257 0511 904	CK73F1H103ZT +1608			
C511-514	nsp	00D 257 0512 903	CK73F1E104ZT +1608			
C515,516		00D 254 4693 939	CE04W1H101MT(RF0)			
C521-528	nsp	00D 257 0512 903	CK73F1E104ZT +1608			
C901		00D 256 8038 004	CF99--2EAC104M			
C902,903		00D 253 8029 713	CK45F2EAC471KC(KX)			
C904		00D 254 4589 700	CE04W2G470MC (KMG)			
C905,906		00D 253 8029 713	CK45F2EAC471KC(KX)			
C907	nsp	00D 254 4525 913	CE04W1H470MT SMG/RE3			
C909	nsp	00D 254 4525 913	CE04W1H470MT SMG/RE3			
C910		00D 256 8038 004	CF99--2EAC104M			
C912		00D 253 8029 713	CK45F2EAC471KC(KX)			
C913		00D 254 4713 709	CE04W1E102MC J30(KY)			
C915		00D 254 4653 908	CE04W1V151MT H11(KY)			
C916,917		00D 254 4770 700	CE04W0J562MC K35(KY)			
C918		00D 254 4654 907	CE04W1H220MT E11(KY)			
C920,921		00D 254 4651 900	CE04W0J331MT F11(KY)			
C923	nsp	00D 254 4538 900	CE04W1C100MT SMG/RE3			
C925		00D 254 4536 957	CE04W1A471MT SMG/RE3			
C926		00D 254 4542 705	CE04W1E471MC SMG/RE3			
C927		00D 254 4536 957	CE04W1A471MT SMG/RE3			
C928		00D 254 4542 705	CE04W1E471MC SMG/RE3			
C929	nsp	00D 254 4538 955	CE04W1C221MT SMG/RE3			
C930	nsp	00D 257 0512 903	CK73F1E104ZT +1608			
C931	nsp	00D 257 0511 920	CK73F1H473ZT +1608			
C932	nsp	00D 254 4538 900	CE04W1C100MT SMG/RE3			
C935,936	nsp	00D 257 0512 903	CK73F1E104ZT +1608			

	Ref. No.	nsp	Part No.	Part Name	Remarks	Q'ty	New
	C937	nsp	00D 254 4538 900	CE04W1C100MT SMG/RE3			
	C938	nsp	00D 257 0506 951	CC73CH1H101JT +1608			
	C939	nsp	00D 257 0511 904	CK73F1H103ZT +1608			
	C940	nsp	00D 254 4538 900	CE04W1C100MT SMG/RE3			
	C941-943	nsp	00D 254 4524 901	CE04W1H0R1MT SMG/RE3			
	C944	nsp	00D 254 4533 921	CE04W0J101MT SMG/RE3			
	C945	nsp	00D 257 0512 903	CK73F1E104ZT +1608			
	C946	nsp	00D 254 4538 939	CE04W1C470MT SMG/RE3			
	C947	nsp	00D 257 0511 904	CK73F1H103ZT +1608			
	C948	nsp	00D 254 4524 943	CE04W1H010MT SMG/RE3			
	C949,950	nsp	00D 254 4524 901	CE04W1H0R1MT SMG/RE3			
	C952-954	nsp	00D 257 0512 903	CK73F1E104ZT +1608			
	C956	nsp	00D 257 0512 903	CK73F1E104ZT +1608			
	C958	nsp	00D 257 0512 903	CK73F1E104ZT +1608			
	C959	nsp	00D 257 0511 904	CK73F1H103ZT +1608			
	C960	nsp	00D 257 0512 903	CK73F1E104ZT +1608			
	C961	nsp	00D 257 0506 951	CC73CH1H101JT +1608			
	C963	nsp	00D 257 0509 929	CK73B1H102KT +1608			
	C964	nsp	00D 257 0506 951	CC73CH1H101JT +1608			
	C965	nsp	00D 257 0509 929	CK73B1H102KT +1608			
	C967	nsp	00D 254 4533 921	CE04W0J101MT SMG/RE3			
	C968	nsp	00D 257 0511 904	CK73F1H103ZT +1608			
	C969,970	nsp	00D 257 0512 903	CK73F1E104ZT +1608			
	C977	nsp	00D 257 0512 903	CK73F1E104ZT +1608			
	C978	nsp	00D 254 4538 900	CE04W1C100MT SMG/RE3			
	C980	nsp	00D 257 0512 903	CK73F1E104ZT +1608			
	C981	nsp	00D 254 4538 900	CE04W1C100MT SMG/RE3			
	C982,983	nsp	00D 257 0516 954	CK73B1E104KT +1608			
	C984	nsp	00D 254 4533 921	CE04W0J101MT SMG/RE3			
	C985	nsp	00D 247 2018 903	RM73B--0R0KT +1608			
	C986,987	nsp	00D 257 0512 903	CK73F1E104ZT +1608			
	C989	nsp	00D 257 0512 903	CK73F1E104ZT +1608			
	C990,991	nsp	00D 254 4538 900	CE04W1C100MT SMG/RE3			
	C992	nsp	00D 254 4542 705	CE04W1E471MC SMG/RE3			
⚠	C999		00D 253 8022 707	CK45F2EAC103MC			
OTHERS PARTS GROUP							
	AS601,602		-	RADIATOR			
	AS901,902		-	RADIATOR			
	AS904		-	RADIATOR(PUE26)			
	CW031	nsp	00D 203 5343 044	3P PH-SAN CON.CORD			
	CW052	nsp	00D 203 8549 036	5P PH-SAN CON.CORD			
	CW071	nsp	00D 204 3008 012	7P PH-SAN CON.CORD			
	CW132	nsp	00D 204 6696 036	13P PH-SAN CON.CORD			
	CX024	nsp	00D 205 0581 001	2P VH CON BASE (White)			
	CX025	nsp	00D 205 0581 056	2P VH CONNECTOR BASE			
	CX031	nsp	00D 205 0343 032	3P CONN.BASE(KR-PH)			
	CX033,034	nsp	00D 205 0653 036	3P VH CON.BASE			
	CX054	nsp	00D 205 0653 052	5P VH CONNECTOR BASE			
	CX122	nsp	00D 205 0536 027	12P CONNE SOCKET			
	CX123	nsp	00D 205 1326 029	12P SOCKET(9120)			
	CX125	nsp	00D 205 0536 027	12P CONNE SOCKET			
	CX161,162	nsp	00D 205 1326 061	16P SOCKT(9120)			

	Ref. No.	nsp	Part No.	Part Name	Remarks	Q'ty	New
	CY025	nsp	00D 205 0581 056	2P VH CONNECTOR BASE			
	CY033	nsp	00D 205 0653 036	3P VH CON.BASE			
	CY052	nsp	00D 205 0343 058	5P CONN.BASE(KR-PH)			
	CY122	nsp	00D 205 0536 027	12P CONNE SOCKET			
	CY123	nsp	00D 205 1326 029	12P SOCKET(9120)			
	CY125	nsp	00D 205 0536 027	12P CONNE SOCKET			
	CY161,162	nsp	00D 205 1326 061	16P SOCKT(9120)			
⚠	F901		00D 206 1087 073	FUSE (ET1.6A)			
	FF901	nsp	00D 202 0040 909	FUSE CLIP(TAPE)			
	FH901	nsp	00D 202 0040 909	FUSE CLIP(TAPE)			
	JK901		00D 205 1153 001	9P S SUB CONNECTOR			
	JK902		00D 204 8729 008	2P MINI JACK			
	L901		00D 235 0157 009	PLA10AN7720R7D2B			
	L902-904		00D 235 0142 917	COIL LHL08TB4R7MT			
⚠	S101-112		00D 212 5611 903	TACT SWITCH(TAPE H5)			
	S999		00D 212 1030 009	POWER SWITCH (TV-5)			
	ST101		-	STYLE PIN			
⚠	T901		00D 233 0672 009	SW TRANS(230)			
	W903,904		-	M3-SCREW-TERMINAL08R			
	W906,907		-	1P SIN CORD ASSY			
	W909		-	1P SIN CON CORD			
		nsp	ORD 471 3303 016	3X6 CBS-Z			
		nsp	00D 461 0991 026	RUBBER SHEET			
		nsp	00D 513 3827 074	FUSE LABEL	F901		
		nsp	00D 513 3827 087	FUSE LABEL	F901		

00DGU-3731A AUDIO P.W.B. UNIT ASS'Y

Ref. No.	nsp	Part No.	Part Name	Remarks	Q'ty	New
SEMICONDUCTORS GROUP						
IC102		00D 262 3261 907	CY2302 +REF			
IC103		00D 262 3590 018	EPM240T100C5N-17952A			
IC104		00D 262 3380 008	AK4101AVQ			
IC105		00D 262 3449 004	LC89057W-VF4A			
IC106		00D 262 3277 904	SN74LVC157APW-EL2 +C			
IC107		00D 262 3120 909	SN65LVDS31PW +REF			
IC108		00D 262 3125 904	SN65LVDS179DGK-EL2 +REF			
IC110		00D 269 0222 005	GP1FA52HTZ0F			
IC302		00D 262 3589 003	D708E001RFP250			
IC304		00D 263 1205 900	PQ012FZ01ZP +C			
IC305		00D GEN 8250	DSP ROM SUB ASSY	MBM29LV160BE90TN		
IC501-504		00D 262 3332 904	PCM1791ADBR +REF			
IC505		00D 263 0896 909	NJM2068MD-TE1 +C			
IC506-508		00D 263 0615 902	BA15218F-DXE2 +C			
IC509		00D 263 0896 909	NJM2068MD-TE1 +C			
IC510-512		00D 263 0615 902	BA15218F-DXE2 +C			
TR101		00D 273 0487 904	2SC2412K_T146R			
TR151		00D 269 0082 902	DTC114EKT96 +C			
TR501		00D 273 0487 904	2SC2412K_T146R			
TR502		00D 269 0083 901	DTA114EKT96 +C			
TR504		00D 269 0119 901	DTA124EKT96(TAPE) +C			
TR505		00D 273 0487 904	2SC2412K_T146R			
TR506-510		00D 269 0119 901	DTA124EKT96(TAPE) +C			
TR511-515		00D 269 0082 902	DTC114EKT96 +C			
TR516		00D 269 0119 901	DTA124EKT96(TAPE) +C			
TR517		00D 269 0082 902	DTC114EKT96 +C			
TR518-521		00D 269 0119 901	DTA124EKT96(TAPE) +C			
TR522-525		00D 269 0082 902	DTC114EKT96 +C			
TR526-562		00D 273 0460 905	KTC2875-B-RTK/P			
D101,102		00D 276 0717 903	1SS355 TE-17 +C			
D301,302		00D 276 0401 905	1SS133T77 (TAPE)			
D505,506		00D 276 0401 905	1SS133T77 (TAPE)			
RESISTORS GROUP						
R445,446		00D 244 2052 986	RS14B3A751JNBST(S)			
R524		00D 244 2052 986	RS14B3A751JNBST(S)			
CAPACITORS GROUP						
C103	nsp	00D 257 0512 903	CK73F1E104ZT +1608			
C104	nsp	00D 257 0511 904	CK73F1H103ZT +1608			
C105	nsp	00D 254 4533 921	CE04W0J101MT SMG/RE3			
C106	nsp	00D 257 0511 904	CK73F1H103ZT +1608			
C107,108	nsp	00D 257 0512 903	CK73F1E104ZT +1608			
C109	nsp	00D 257 0511 904	CK73F1H103ZT +1608			
C110-112	nsp	00D 257 0512 903	CK73F1E104ZT +1608			
C113	nsp	00D 257 0511 904	CK73F1H103ZT +1608			
C114,115	nsp	00D 257 0512 903	CK73F1E104ZT +1608			
C116	nsp	00D 257 0511 904	CK73F1H103ZT +1608			
C117-120	nsp	00D 257 0512 903	CK73F1E104ZT +1608			
C121	nsp	00D 257 0511 904	CK73F1H103ZT +1608			

Ref. No.	nsp	Part No.	Part Name	Remarks	Q'ty	New
C122,123	nsp	00D 257 0512 903	CK73F1E104ZT +1608			
C124	nsp	00D 257 0511 904	CK73F1H103ZT +1608			
C125	nsp	00D 257 0512 903	CK73F1E104ZT +1608			
C126	nsp	00D 257 0511 904	CK73F1H103ZT +1608			
C127-132	nsp	00D 257 0512 903	CK73F1E104ZT +1608			
C133,134	nsp	00D 254 4533 921	CE04W0J101MT SMG/RE3			
C135,136	nsp	00D 257 0512 903	CK73F1E104ZT +1608			
C137	nsp	00D 257 0516 909	CK73B1E223KT +1608			
C138	nsp	00D 257 0516 954	CK73B1E104KT +1608			
C139	nsp	00D 257 0509 929	CK73B1H102KT +1608			
C140	nsp	00D 257 0511 904	CK73F1H103ZT +1608			
C141,142	nsp	00D 257 0512 903	CK73F1E104ZT +1608			
C143	nsp	00D 257 0509 929	CK73B1H102KT +1608			
C144,145	nsp	00D 257 0502 955	CC73CH1H3R0CT +1608			
C146,147	nsp	00D 257 0512 903	CK73F1E104ZT +1608			
C148	nsp	00D 257 0511 904	CK73F1H103ZT +1608			
C149	nsp	00D 257 0509 929	CK73B1H102KT +1608			
C150	nsp	00D 257 0512 903	CK73F1E104ZT +1608			
C151	nsp	00D 257 0511 904	CK73F1H103ZT +1608			
C152	nsp	00D 257 0509 929	CK73B1H102KT +1608			
C154	nsp	00D 257 0516 909	CK73B1E223KT +1608			
C156	nsp	00D 257 0516 909	CK73B1E223KT +1608			
C158	nsp	00D 254 4538 900	CE04W1C100MT SMG/RE3			
C159	nsp	00D 257 0511 904	CK73F1H103ZT +1608			
C161	nsp	00D 254 4524 943	CE04W1H010MT SMG/RE3			
C301	nsp	00D 257 0512 903	CK73F1E104ZT +1608			
C302	nsp	00D 257 0509 929	CK73B1H102KT +1608			
C303	nsp	00D 254 4538 900	CE04W1C100MT SMG/RE3			
C305	nsp	00D 257 0512 903	CK73F1E104ZT +1608			
C306		00D 254 4533 950	CE04W0J471MT SMG/RE3			
C307	nsp	00D 257 0512 903	CK73F1E104ZT +1608			
C308	nsp	00D 257 0509 929	CK73B1H102KT +1608			
C309	nsp	00D 257 0512 903	CK73F1E104ZT +1608			
C310	nsp	00D 257 0509 929	CK73B1H102KT +1608			
C311	nsp	00D 257 0512 903	CK73F1E104ZT +1608			
C312,313	nsp	00D 257 0509 929	CK73B1H102KT +1608			
C314	nsp	00D 257 0512 903	CK73F1E104ZT +1608			
C315	nsp	00D 257 0509 929	CK73B1H102KT +1608			
C316	nsp	00D 257 0512 903	CK73F1E104ZT +1608			
C317	nsp	00D 257 0509 929	CK73B1H102KT +1608			
C318	nsp	00D 257 0512 903	CK73F1E104ZT +1608			
C319		00D 254 4533 950	CE04W0J471MT SMG/RE3			
C320	nsp	00D 254 4538 900	CE04W1C100MT SMG/RE3			
C323	nsp	00D 257 0509 929	CK73B1H102KT +1608			
C324	nsp	00D 257 0512 903	CK73F1E104ZT +1608			
C327	nsp	00D 257 0508 917	CC73CH1H471JT +1608			
C328,329	nsp	00D 257 0503 909	CC73CH1H8R0DT +1608			
C330	nsp	00D 257 0508 917	CC73CH1H471JT +1608			
C331	nsp	00D 257 0509 929	CK73B1H102KT +1608			
C332	nsp	00D 254 4533 921	CE04W0J101MT SMG/RE3			
C333	nsp	00D 257 0512 903	CK73F1E104ZT +1608			
C334	nsp	00D 257 0509 929	CK73B1H102KT +1608			
C335	nsp	00D 257 0512 903	CK73F1E104ZT +1608			
C336,337	nsp	00D 257 0509 929	CK73B1H102KT +1608			
C338	nsp	00D 257 0512 903	CK73F1E104ZT +1608			
C339	nsp	00D 257 0509 929	CK73B1H102KT +1608			

	Ref. No.	nsp	Part No.	Part Name	Remarks	Q'ty	New
	C340	nsp	00D 257 0512 903	CK73F1E104ZT +1608			
	C341	nsp	00D 257 0509 929	CK73B1H102KT +1608			
	C342	nsp	00D 257 0512 903	CK73F1E104ZT +1608			
	C343	nsp	00D 257 0509 929	CK73B1H102KT +1608			
	C344,345	nsp	00D 257 0512 903	CK73F1E104ZT +1608			
	C346	nsp	00D 257 0509 929	CK73B1H102KT +1608			
	C347	nsp	00D 257 0512 903	CK73F1E104ZT +1608			
	C348,349	nsp	00D 257 0509 929	CK73B1H102KT +1608			
	C350	nsp	00D 257 0512 903	CK73F1E104ZT +1608			
	C351	nsp	00D 257 0509 929	CK73B1H102KT +1608			
	C352	nsp	00D 257 0512 903	CK73F1E104ZT +1608			
	C353	nsp	00D 257 0509 929	CK73B1H102KT +1608			
	C354	nsp	00D 257 0512 903	CK73F1E104ZT +1608			
	C355	nsp	00D 254 4538 900	CE04W1C100MT SMG/RE3			
	C356	nsp	00D 257 0512 903	CK73F1E104ZT +1608			
	C357	nsp	00D 257 0509 929	CK73B1H102KT +1608			
	C358	nsp	00D 254 4538 900	CE04W1C100MT SMG/RE3			
	C359	nsp	00D 257 0512 903	CK73F1E104ZT +1608			
	C360	nsp	00D 257 0509 929	CK73B1H102KT +1608			
	C361	nsp	00D 257 0512 903	CK73F1E104ZT +1608			
	C362	nsp	00D 257 0509 929	CK73B1H102KT +1608			
	C363		00D 254 4533 950	CE04W0J471MT SMG/RE3			
	C364	nsp	00D 257 0511 904	CK73F1H103ZT +1608			
	C503	nsp	00D 257 0511 904	CK73F1H103ZT +1608			
	C505	nsp	00D 257 0511 904	CK73F1H103ZT +1608			
	C507	nsp	00D 257 0511 904	CK73F1H103ZT +1608			
	C508		00D 254 4693 939	CE04W1H101MT(RF0)			
	C509	nsp	00D 257 0511 904	CK73F1H103ZT +1608			
	C510-512	nsp	00D 257 0512 903	CK73F1E104ZT +1608			
	C513	nsp	00D 257 0511 904	CK73F1H103ZT +1608			
	C514	nsp	00D 257 0512 903	CK73F1E104ZT +1608			
	C515,516	nsp	00D 254 4538 900	CE04W1C100MT SMG/RE3			
	C517	nsp	00D 254 4538 955	CE04W1C221MT SMG/RE3			
	C518	nsp	00D 257 0511 904	CK73F1H103ZT +1608			
	C519		00D 254 4690 987	CE04W2A100MT(RF0)			
	C520	nsp	00D 257 0511 904	CK73F1H103ZT +1608			
	C521	nsp	00D 254 4538 900	CE04W1C100MT SMG/RE3			
	C522	nsp	00D 257 0511 904	CK73F1H103ZT +1608			
	C523	nsp	00D 254 4538 900	CE04W1C100MT SMG/RE3			
	C524	nsp	00D 257 0511 904	CK73F1H103ZT +1608			
	C525	nsp	00D 254 4538 900	CE04W1C100MT SMG/RE3			
	C526-529	nsp	00D 257 0512 903	CK73F1E104ZT +1608			
	C530-541	nsp	00D 257 0511 904	CK73F1H103ZT +1608			
	C542	nsp	00D 254 4538 900	CE04W1C100MT SMG/RE3			
	C543		00D 254 4690 987	CE04W2A100MT(RF0)			
	C544,545	nsp	00D 254 4538 900	CE04W1C100MT SMG/RE3			
	C546-549	nsp	00D 257 0512 903	CK73F1E104ZT +1608			
	C550		00D 254 4690 945	CE04W2A010MT(RF0)			
	C551-553	nsp	00D 254 4524 943	CE04W1H010MT SMG/RE3			
	C554-561		00D 255 4254 915	CQ93P2A102JT(NH2)			
	C562-577	nsp	00D 257 0507 950	CC73CH1H271JT +1608			
	C578-585	nsp	00D 257 0512 903	CK73F1E104ZT +1608			
	C586-593		00D 254 3091 901	CE04D1H220MBPT (RBD)			
	C594-601	nsp	00D 257 0509 929	CK73B1H102KT +1608			
	C602-604	nsp	00D 257 0512 903	CK73F1E104ZT +1608			
	C605		00D 254 3091 901	CE04D1H220MBPT (RBD)			

Ref. No.	nsp	Part No.	Part Name	Remarks	Q'ty	New
C606-610 C611 C612,613	nsp	00D 257 0512 903 00D 254 4693 939 00D 255 4254 915	CK73F1E104ZT +1608 CE04W1H101MT(RF0) CQ93P2A102JT(NH2)			
C614-620 C621-628 C997,998	nsp	00D 254 4693 939 00D 257 0508 917 00D 255 4253 932	CE04W1H101MT(RF0) CC73CH1H471JT +1608 CQ93P2A471JT(NH2)			
OTHERS PARTS GROUP						
CX041 CX062 CX124 CX125	nsp nsp nsp nsp	00D 205 0343 045 00D 205 0343 061 00D 205 1386 085 00D 205 0536 027	4P CONN.BASE(KR-PH) 6P CONN.BASE(KR-PH) 12P BASE(9115B-PT1) 12P CONNE SOCKET			
CX131 CX163 CX164 CY034	 nsp nsp nsp	00D 205 1383 020 00D 205 1387 026 00D 205 0773 000 00D 205 0653 036	13P-FFC-BASE(9615C) 16P BASE(9115B-PT1) 16P SOCKET(9110S) 3P VH CON.BASE			
CY044 CY124 CY125 CY163 CY164	nsp nsp nsp nsp nsp	00D 205 0343 045 00D 205 0536 027 00D 205 1386 085 00D 205 0773 000 00D 205 1387 026	4P CONN.BASE(KR-PH) 12P CONNE SOCKET 12P BASE(9115B-PT1) 16P SOCKET(9110S) 16P BASE(9115B-PT1)			
CY331 FB301 JK205	 nsp	00D 205 1383 004 00D 235 0130 903 00D 205 1222 000	33P-FFC-BASE(9615C) CHIP EMIFIL(11A121) +1608 RJ-45 JACK(GND)			
JK301 JK302,303 JK306 L501	 nsp	00D 204 8731 009 00D 204 8728 009 00D 204 8728 009 00D 235 0125 905	6P PIN JACK(21-3995) 1P PIN JACK(BK)-LF 1P PIN JACK(BK)-LF INDUCTOR(FLC32C220K)+3216			
W101 X101 X301	 nsp	 00D 399 1017 002 00D 399 0951 004	M3-SCREW-TERMINAL08R X-TAL(24.576MHZ) X'TAL(25MHZ)			

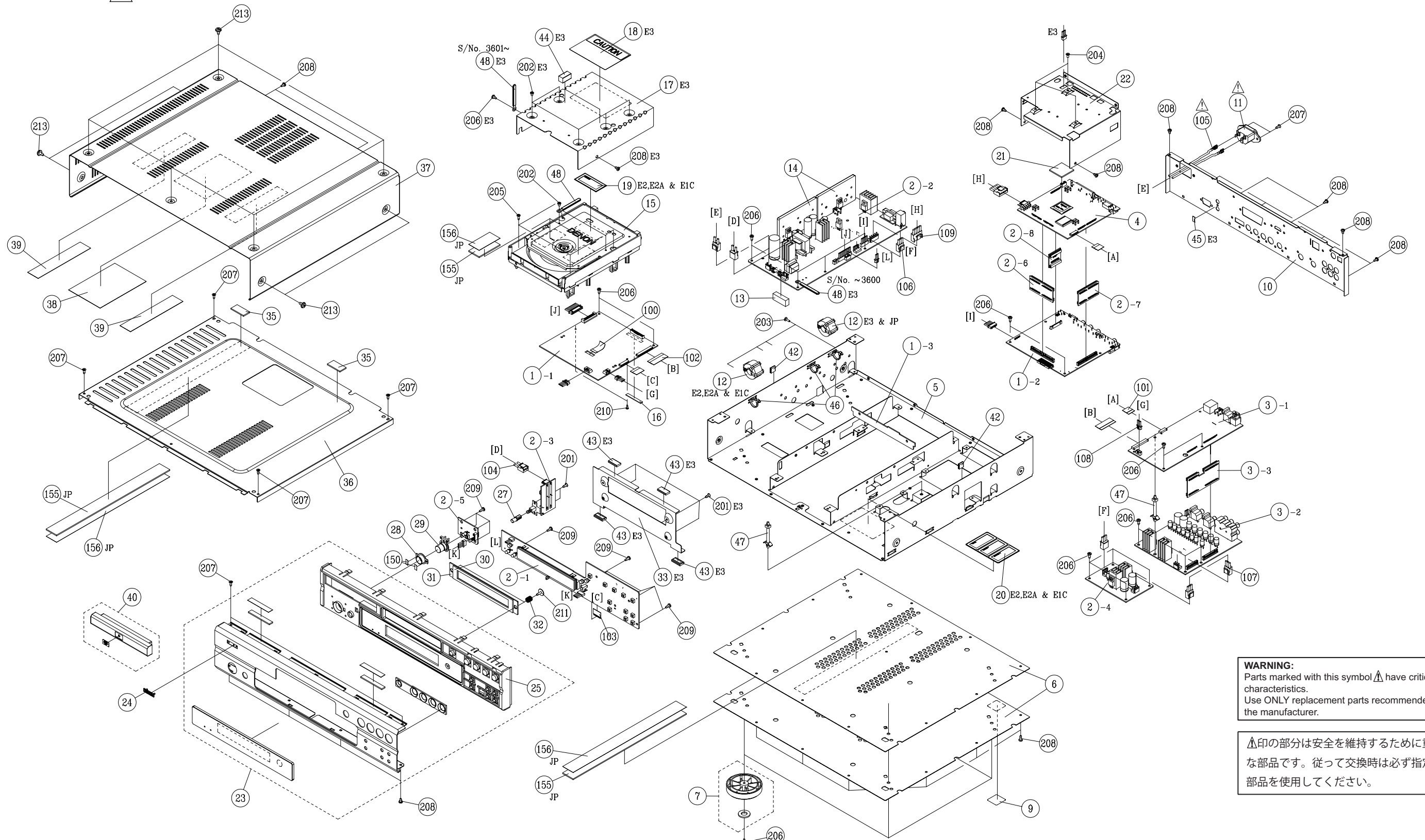
00DGU-3748A DIGITAL VIDEO P.W.B. UNIT ASS'Y

Ref. No.	nsp	Part No.	Part Name	Remarks	Q'ty	New
SEMICONDUCTORS GROUP						
IC100		00D 262 2570 903	TC7W241FU(TE12L)			
IC101		00D 262 3599 006	SXVX50(Reon)			
IC701		00D 262 3623 008	K4D553238F-VC36			
IC800		00D 262 2977 933	BA50BC0FP-E2			
IC801		00D 262 3642 908	LM1117MPX-1.8/NOPB			
IC802		00D 262 3364 011	SII9030CTU-7			
IC803		00D 262 3617 904	LP2996MX			
IC806		00D GEN 8105	I/P ROM SUB ASSY	MX29LV320CBTC-70G		
IC807,808		00D 262 3493 908	TC7MBL3245AFK			
IC809		00D 262 1230 901	TC7S04FTE85L +C			
TR800		00D 273 0460 905	KTC2875-B-RTK/P			
TR803		00D 275 0110 905	HN1K02FU-TE85L			
D800,801		00D 276 0717 903	1SS355 TE-17 +C			
D802		00D 276 0750 902	RB521S-30TE61 +REF			
D804		00D 276 0717 903	1SS355 TE-17 +C			
RESISTORS GROUP						
R270,271		00D 247 2020 933	RM73B--103FT +1608			
R601		00D 247 2025 941	RM73B--221FT			
R602,603		00D 247 2019 928	RM73B--750FT			
R637,638		00D 247 2020 933	RM73B--103FT +1608			
R813		00D 247 2025 938	RM73B--391FT			
R842-845		00D 247 2025 909	RM73B--821FT			
CAPACITORS GROUP						
C100-103	nsp	00D 257 5009 974	CK73F1C104ZT +1005			
C106	nsp	00D 257 0506 951	CC73CH1H101JT +1608			
C108	nsp	00D 257 5009 974	CK73F1C104ZT +1005			
C111	nsp	00D 257 5009 974	CK73F1C104ZT +1005			
C112	nsp	00D 257 5009 916	CK73B1C103KT			
C113	nsp	00D 257 5009 974	CK73F1C104ZT +1005			
C114	nsp	00D 257 5009 916	CK73B1C103KT			
C115	nsp	00D 257 5009 974	CK73F1C104ZT +1005			
C116	nsp	00D 257 5009 916	CK73B1C103KT			
C117	nsp	00D 257 5009 974	CK73F1C104ZT +1005			
C118	nsp	00D 257 5009 916	CK73B1C103KT			
C119	nsp	00D 257 5009 974	CK73F1C104ZT +1005			
C120	nsp	00D 257 5003 983	CC73CH1H470JT			
C121,122	nsp	00D 257 5009 974	CK73F1C104ZT +1005			
C123	nsp	00D 257 5003 983	CC73CH1H470JT			
C124-129	nsp	00D 257 5009 974	CK73F1C104ZT +1005			
C130	nsp	00D 257 5003 983	CC73CH1H470JT			
C131-133	nsp	00D 257 5009 974	CK73F1C104ZT +1005			
C134	nsp	00D 257 5003 983	CC73CH1H470JT			
C135-143	nsp	00D 257 5009 974	CK73F1C104ZT +1005			
C144-154	nsp	00D 257 5009 916	CK73B1C103KT			
C155	nsp	00D 257 5003 983	CC73CH1H470JT			
C156-160	nsp	00D 257 5009 916	CK73B1C103KT			
C161,162	nsp	00D 257 5009 974	CK73F1C104ZT +1005			
C163	nsp	00D 257 5003 983	CC73CH1H470JT			


	Ref. No.	nsp	Part No.	Part Name	Remarks	Q'ty	New
	C164-174	nsp	00D 257 5009 916	CK73B1C103KT			
	C175,176	nsp	00D 257 5009 974	CK73F1C104ZT +1005			
	C300		00D 257 2015 916	CS77B1A101MT			
	C301		00D 257 4011 905	CE67C0J101MT (RV2) +REF			
	C302		00D 257 2015 932	CS77B1A470MT			
	C303		00D 257 4011 905	CE67C0J101MT (RV2) +REF			
	C304		00D 257 2015 929	CS77B1A220MT			
	C305-309		00D 257 4012 904	CE67C1C100MT (RV2B55 +REF			
	C310,311		00D 257 2015 929	CS77B1A220MT			
	C312		00D 257 4012 917	CE67C1C220MT (RV2) +REF			
	C313		00D 257 2015 929	CS77B1A220MT			
	C314-321	nsp	00D 257 5003 983	CC73CH1H470JT			
	C600-607	nsp	00D 257 5009 916	CK73B1C103KT			
	C608,609	nsp	00D 257 5009 974	CK73F1C104ZT +1005			
	C610,611	nsp	00D 257 5003 983	CC73CH1H470JT			
	C612	nsp	00D 257 5009 974	CK73F1C104ZT +1005			
	C613	nsp	00D 257 5003 983	CC73CH1H470JT			
	C614-618	nsp	00D 257 5009 974	CK73F1C104ZT +1005			
	C619,620	nsp	00D 257 5003 983	CC73CH1H470JT			
	C621	nsp	00D 257 5009 974	CK73F1C104ZT +1005			
	C622	nsp	00D 257 5003 983	CC73CH1H470JT			
	C623-625	nsp	00D 257 5009 974	CK73F1C104ZT +1005			
	C626-641	nsp	00D 257 5009 916	CK73B1C103KT			
	C642	nsp	00D 257 5009 974	CK73F1C104ZT +1005			
	C643,644	nsp	00D 257 5009 916	CK73B1C103KT			
	C645-654	nsp	00D 257 5009 974	CK73F1C104ZT +1005			
	C657	nsp	00D 257 5009 974	CK73F1C104ZT +1005			
	C658,659		00D 257 4012 917	CE67C1C220MT (RV2) +REF			
	C660		00D 257 2015 932	CS77B1A470MT			
	C661		00D 257 4011 905	CE67C0J101MT (RV2) +REF			
	C662		00D 257 2015 932	CS77B1A470MT			
	C663		00D 257 4011 905	CE67C0J101MT (RV2) +REF			
	C664		00D 257 2015 916	CS77B1A101MT			
	C665		00D 257 2015 929	CS77B1A220MT			
	C666		00D 257 4012 904	CE67C1C100MT (RV2B55 +REF			
	C667-688	nsp	00D 257 5009 916	CK73B1C103KT			
	C689		00D 257 4012 904	CE67C1C100MT (RV2B55 +REF			
	C690	nsp	00D 257 5009 974	CK73F1C104ZT +1005			
	C691	nsp	00D 257 5009 916	CK73B1C103KT			
	C692,693	nsp	00D 257 5003 983	CC73CH1H470JT			
	C800,801	nsp	00D 257 5009 974	CK73F1C104ZT +1005			
	C803	nsp	00D 257 5009 974	CK73F1C104ZT +1005			
	C805-809	nsp	00D 257 5009 974	CK73F1C104ZT +1005			
	C810	nsp	00D 257 5006 993	CK73B1H102KT +1005			
	C811,812	nsp	00D 257 5009 974	CK73F1C104ZT +1005			
	C813,814	nsp	00D 257 5006 993	CK73B1H102KT +1005			
	C815	nsp	00D 257 5009 974	CK73F1C104ZT +1005			
	C816	nsp	00D 257 5006 993	CK73B1H102KT +1005			
	C817	nsp	00D 257 5009 974	CK73F1C104ZT +1005			
	C818-821	nsp	00D 257 5006 993	CK73B1H102KT +1005			
	C822,823	nsp	00D 257 5009 974	CK73F1C104ZT +1005			
	C824-826	nsp	00D 257 5006 993	CK73B1H102KT +1005			
	C828,829	nsp	00D 257 5009 974	CK73F1C104ZT +1005			
	C830,831	nsp	00D 257 0506 951	CC73CH1H101JT +1608			
	C832	nsp	00D 257 5006 993	CK73B1H102KT +1005			
	C833	nsp	00D 257 5009 916	CK73B1C103KT			

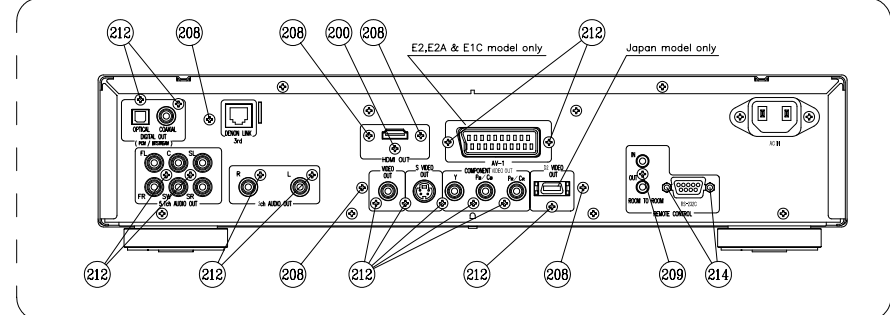
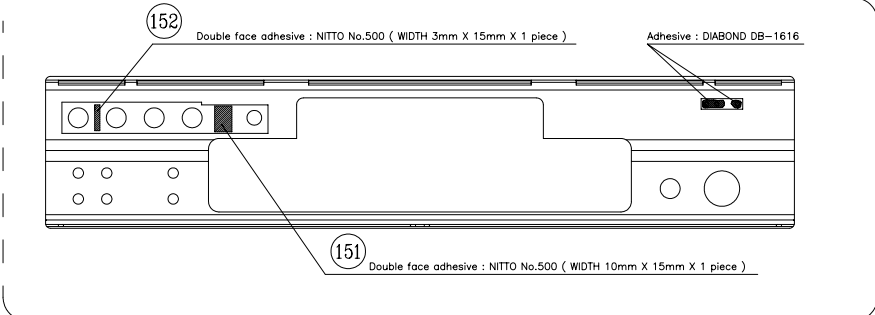
Ref. No.	nsp	Part No.	Part Name	Remarks	Q'ty	New
C834	nsp	00D 257 5009 974	CK73F1C104ZT +1005			
C835-838	nsp	00D 257 0516 954	CK73B1E104KT +1608			
C842,843		00D 257 4012 920	CE67C1C470MT (RV2) +REF			
C844		00D 257 2015 929	CS77B1A220MT			
C845,846		00D 254 4655 922	CE67C0J470MT (RV2) +REF			
C847,848		00D 254 4655 906	CE67C0J220MT (RV2) +REF			
C849		00D 254 4655 922	CE67C0J470MT (RV2) +REF			
C850-854		00D 257 4012 904	CE67C1C100MT (RV2B55 +REF			
C855	nsp	00D 257 5009 916	CK73B1C103KT			
C857-859	nsp	00D 257 5009 974	CK73F1C104ZT +1005			
OTHERS PARTS GROUP						
AS601-603		-	M3 SCREW TERMINAL			
AS800,801		-	M3-SCREW-TERMINAL08R			
CX123	nsp	00D 205 1324 021	12P PIN HEADER(9120)			
CX162	nsp	00D 205 1324 063	16P PIN HEADER(9120)			
CX811	nsp	00D 205 1394 006	19P HDMI CONNECTOR			
CY041	nsp	00D 205 0343 045	4P CONN.BASE(KR-PH)			
CY054	nsp	00D 205 0449 059	5P VH CONNECTOR BASE			
CY122	nsp	00D 205 1386 085	12P BASE(9115B-PT1)			
CY125	nsp	00D 205 1386 085	12P BASE(9115B-PT1)			
CY131		00D 205 1383 020	13P-FFC-BASE(9615C)			
CY161	nsp	00D 205 1324 063	16P PIN HEADER(9120)			
FB100		00D 235 0136 907	FBMJ1608HS280NT +1608			
FB101-104	nsp	00D 247 2005 903	RM73B--101JT +1608			
FB800-806	nsp	00D 247 2018 903	RM73B--0R0KT +1608			
FB807	nsp	00D 247 2003 989	RM73B--330JT +1608			
FB808,809		00D 235 0130 903	CHIP EMIFIL(11A121) +1608			
JK851		00D 204 6793 007	RGB CONN(YKF41-5044)			
L800-803		00D 235 0125 905	INDUCTOR(FLC32C220K)+3216			
X100		00D 262 3421 909	FCXO-03L(27.000MHz)			

EXPLODED VIEW 



WARNING:
Parts marked with this symbol  have critical characteristics. Use ONLY replacement parts recommended by the manufacturer.

印の部分は安全を維持するために重要な部品です。従って交換時は必ず指定の部品を使用してください。



PARTS LIST OF EXPLODED VIEW

* 本表に記載されている部品は、補修用部品のため製品に使用している部品とは一部、形状、寸法などが異なる場合があります。

* The parts listed below are for maintenance only, might differ from the parts used in the unit in appearances or dimensions.

* "nsp" 印の部品は常時在庫していませんので供給に長時間を要することがあります。場合によっては、供給をお断りする場合があります。

* Part indicated with the mark "nsp" are not always in stock and possibly to take a long period of time for supplying, or in some case supplying of part may be refused.

Note: The symbols in the column "Remarks" indicate the following destinations.


E3: U.S.A. & Canada model(DVD-2930CI)

E2: Europe model

E2A: Asia model

E1C: China model

JP: Japan model

	Ref. No.	nsp	Part No.	Part Name	Remarks	Q'ty	New
	1		00DGU-3729	MAIN/A.VIDEO UNIT(2930E3)	E3 Model	1	*
	1		00DGU-3729A	MAIN/A.VIDEO UNIT(2930E2)	E2,E2A Model	1	*
	1		00DGU-3729B	MAIN/A.VIDEO UNIT(2930JP)	JP Model	1	*
	1		00DGU-3729E	MAIN/A.VIDEO UNIT(2930E1C)	E1C Model	1	*
	1-1			MAIN UNIT			
	1-2			VIDEO UNIT			
	1-3			M.SUPPORT UNIT			
	2		-	POWER/DISPLAY UNIT(2930E3)	E3 Model (00DGU-3730)	1	*
	2		-	POWER/DISPLAY UNIT(2930E2)	E2,E2A,E1C Model (00DGU-3730A)	1	*
	2		-	POWER/DISPLAY UNIT(2930JP)	JP Model (00DGU-3730B)	1	*
	2-1			DISPLAY UNIT			
	2-2			D.POWER UNIT			
	2-3			P.SW UNIT			
	2-4			A.POWER UNIT			
	2-5			2nd SW UNIT			
	2-6			V.CONNECT UNIT-1			
	2-7			V.CONNECT UNIT-2			
	2-8			V.CONNECT UNIT-3			
	3		00DGU-3731	AUDIO UNIT(2930E3)	E3 Model	1	*
	3		00DGU-3731A	AUDIO UNIT(2930E2)	E2,E2A,E1C Model	1	*
	3		00DGU-3731B	AUDIO UNIT(2930JP)	JP Model	1	*
	3-1			DIGITAL UNIT			
	3-2			AUDIO-ANALOG UNIT			
	3-3			CONNECT UNIT			
	4		00DGU-3748	D.VIDEO UNIT(2930E3/JP)	E3,JP Model	1	*
	4		00DGU-3748A	D.VIDEO UNIT(2930E2)	E2,E2A,E1C Model	1	*
	5	nsp	00D 411 2091 204	CHASSIS(2930)		1	*
	6	nsp	00D 105 1382 051	INSIDE PLATE(T0.8)		2	*
	7	nsp	00D GEN 8110	FOOT ASS'Y		4	
	9	nsp	00D 513 8266 009	DANGEROUS MARK		1	
	10	nsp	00D 105 1658 109	REAR PANEL(2930E3)	E3 Model	1	*
	10	nsp	00D 105 1658 112	REAR PANEL(2930E2)	E2,E2A Model	1	*
	10	nsp	00D 105 1658 125	REAR PANEL(2930JP)	JP Model	1	*
	10	nsp	00D 105 1658 138	REAR PANEL(2930E1C)	E1C Model	1	*
	11		00D 203 3995 009	AC INLET (2P)		1	
	12	nsp	00D 342 0041 002	FERRITE CORE(F5BUFR-25-12-15)		1	
	13	nsp	00D 461 1248 037	RUBBER SHEET		1	
	14	nsp	00D 417 0651 204	HEAT PLATE		2	
	15		00D 337 0139 006	DVD MECHA(TD-5HP-S65)-D11		1	
	16	nsp	00D 461 1248 024	RUBBER SHEET		1	
	17	nsp	00D 412 5332 002	MECHA COVER(2930)	E3 Model	1	
	18	nsp	00D 513 3406 107	LABEL(A)	E3 Model	1	
	19	nsp	00D 513 3463 001	LABEL(LASER)	E2,E2A,E1C Model	1	
	20	nsp	00D 513 2063 004	E2 LASER CAUTION	E2,E2A,E1C Model	1	
	21		-	HEAT SHEET (GP1-1.0)		1	*
	22	nsp	00D 411 2092 216	SUPPORT BRACKET(2930)		1	
	23		00D 9KA 2A73 3	FRONT PANEL SUB ASS'Y(2930CIBK)	Black E3 Model	1	*
	23		00D 9KA 2A73 6	FRONT PANEL SUB ASS'Y(2930SR)	Silver Model	1	*
	23		00D 9KA 2A73 5	FRONT PANEL SUB ASS'Y(2930SP)	P.Silver Model	1	*
	23		00D 9KA 2A73 4	FRONT PANEL SUB ASS'Y(2930BK)	Black E2 Model	1	*
	24		00D 131 0158 007	DENON BADGE	Black Model	1	*
	24		00D 131 0158 010	DENON BADGE	P.Silver Model	1	*
	24		00D 131 0158 023	DENON BADGE	Silver Model	1	*

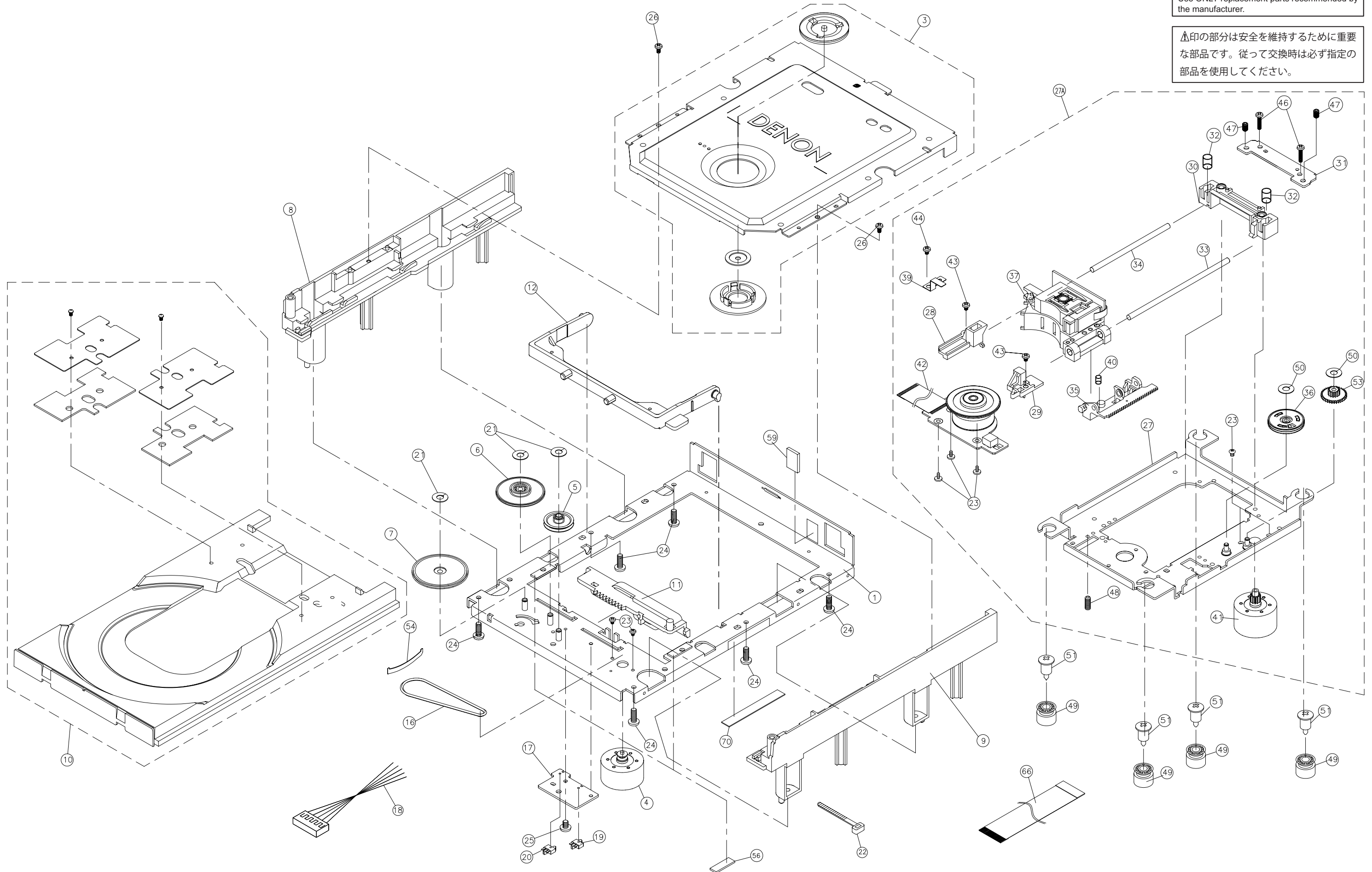
	Ref. No.	nsp	Part No.	Part Name	Remarks	Q'ty	New
	25		00D 146 2357 109	INNER PANEL(2910/2930BK)	Black Model	1	
	25		00D 146 2357 112	INNER PANEL(2910/2930SR)	Silver Model	1	
	25		00D 146 2357 141	INNER PANEL(2930SP)	P.Silver Model	1	
	27		00D 113 1994 107	P.KNOB ASSY(MAIN)	00DGEN8140,Black Model	1	
	27		00D 113 1994 110	P.KNOB ASSY(MAIN)	00DGEN8140-1,Silver Model	1	
	27		00D 113 1994 149	P.KNOB ASSY(MAIN)	00DGEN8140-2,P.Silver Model	1	
	28		00D 143 1189 007	POWER LENS	00D1431250004	1	
	29		00D 113 1992 109	P.KNOB ASSY(SUB)	00DGEN8141,Black Model	1	
	29		00D 113 1992 112	P.KNOB ASSY(SUB)	00DGEN8141-1,Silver Model	1	
	29		00D 113 1992 138	P.KNOB ASSY(SUB)	00DGEN8141-2,P.Silver Model	1	
	30	nsp	00D 461 1164 001	BLIND CUSHION		1	*
	31	nsp	00D 431 0437 000	BLIND		1	
	32	nsp	00D 463 0958 007	SPRING		2	*
	33	nsp	00D 412 5325 006	DISPLAY BRACKET(2930)	E3 Model	1	
	35	nsp	00D 461 1272 021	RUBBER(FOAM) SHEET		2	*
	36	nsp	00D 102 0693 205	INNER COVER(2930&3930)		1	*
	37		00D 102 0694 107	TOP COVER(2930BK)	Black Model	1	*
	37		00D 102 0694 110	TOP COVER(2930SR)	Silver,P.Silver Model	1	*
	38	nsp	00D 461 1248 082	RUBBER SHEET	150x110xt0.5	1	
	39	nsp	00D 461 1248 095	RUBBER SHEET	125x25xt0.5	2	
	40		00D GEN 8119	LOADER PANEL ASS'Y(2930BK)	Black Model	1	
	40		00D GEN 8119 -1	LOADER PANEL ASS'Y(2930SR)	Silver Model	1	
	40		00D GEN 8119 -2	LOADER PANEL ASS'Y(2930SP)	P.Silver Model	1	
	42	nsp	00D 461 1233 000	EMIGASKET RFSG010100	E3 Model,(20mmx2)	2	
	42	nsp	00D 461 1272 018	RUBBER(FOAM) SHEET	Except E3 Model	2	
	43		-	EMIGASKET RFSG030100	E3 Model,(20mmx4)	4	
	44		-	EMIGASKET RFSG100100	E3 Model,(20mmx2)	2	
	45		-	EMIGASKET RFSG003050	E3 Model,(10mmx1)	1	
	46		-	WIRE CLAMP BAND	E3 Model	9	
	46		-	WIRE CLAMP BAND	Except E3 Model	6	
	47	nsp	00D 449 0210 011	PWB SPACER(LCBS-38)		2	*
	48		-	CORD HOLDER (L50)	E3 Model	1	
	48		-	CORD HOLDER (L50)	Except E3 Model	2	
	★ 49	nsp	00D 513 3827 074	FUSE LABEL	E2/E2A/E1C Model(F-901),for RATING	1	
	★ 50	nsp	00D 513 3827 087	FUSE LABEL	E2/E2A/E1C Model(F-901),for CAUTION	2	
	★ 51	nsp	00D 513 4153 035	CCC LABEL	E1C Model	1	*
Wires							
	100		00D 009 0276 006	24P FFC(0.5)		1	*
	101		00D 009 0277 005	13P FFC(1.0)		1	*
	102		00D 009 0277 018	33P FFC(1.0)		1	*
	103		00D 009 0278 004	17P FFC(1.0) SOLDER		1	*
	104		-	3P VH-VH CON.CORD		1	*
⚠	105	nsp	00D 203 5344 030	3P VH CON.CORD		1	*
	106		-	3P VH-VH CON.CORD		1	*
	107		-	3P VH-VH CON.CORD		1	*
	108		-	4P PH-PH CON.CORD		1	*
	109		-	5P VH-VH CON.CORD		1	*
Tapes							
	150		-	DOUBLE-FACED ADHESIVE TAPE(W5x10)		2	
	151		-	DOUBLE-FACED ADHESIVE TAPE(W10x15)		1	
	152		-	DOUBLE-FACED ADHESIVE TAPE(W3x15)		1	
	153		-	ACETATE CLOTH TAPE(W10x10)		2	
	155		-	BUTYL TAPE(W25x50 T2)	JP Model	2	
	155		-	BUTYL TAPE(W25x270 T2)	JP Model	1	
	156		-	NITOFロン TAPE(W25x50)	JP Model	2	
	156		-	NITOFロン TAPE(W25x270)	JP Model	1	

	Ref. No.	nsp	Part No.	Part Name	Remarks	Q'ty	New
Screws							
	200	nsp	00D 473 7034 002	3X6 CPTS(S)-NI		1	*
	201	nsp	ORD 471 2305 015	3X10 CFS	E3 Model	6	
	201	nsp	ORD 471 2305 015	3X10 CFS	Except E3 Model	2	
	202	nsp	ORD 471 3301 018	3X4 CBS-Z	E3 Model	5	
	202	nsp	ORD 471 3301 018	3X4 CBS-Z	Except E3 Model	2	
	203	nsp	ORD 471 3304 015	3X8 CBS-Z		7	
	204	nsp	ORD 471 2303 020	3X6 CFS-B		3	
	205	nsp	ORD 473 7001 048	2.6X8 CBTS (S)-Z		4	
	206	nsp	ORD 473 7002 018	3X8 CBTS (S)-Z	E3 Model	23	
	206	nsp	ORD 473 7002 018	3X8 CBTS (S)-Z	Except E3 Model	22	
	207	nsp	ORD 473 7003 017	3X8 CFTS (S)-B		8	
	208	nsp	ORD 473 7015 005	3X6 CBTS(S)-B	E3 Model	33	
	208	nsp	ORD 473 7015 005	3X6 CBTS(S)-B	Except E3 Model	32	
	209	nsp	ORD 473 7500 044	3X8 CBTS (P)-B	E3 Model	9	
	209	nsp	ORD 473 7500 044	3X8 CBTS (P)-B	Except E3 Model	11	
	210	nsp	ORD 473 7506 019	2X6 CBTS (P)-Z		2	
	211	nsp	ORD 473 8044 004	SPECIAL SCREW	Except E3 Model	2	
	212	nsp	ORD 477 0064 123	FIXING SCREW	E3 Model	11	
	212	nsp	ORD 477 0064 123	FIXING SCREW	E2,E2A,E1C Model	13	
	212	nsp	ORD 477 0064 123	FIXING SCREW	JP Model	12	
	213	nsp	ORD 477 0263 005	3P. SWELLING SCREW	Black Model	9	
	213	nsp	ORD 477 0263 018	3P. SWELLING SCREW	Silver,P.Silver Model	9	
	214	nsp	-	HEX BOLT	for RC232C	2	

EXPLODED VIEW OF DVD MECHANISM UNIT

WARNING:
Parts marked with this symbol \triangle have critical characteristics.
Use ONLY replacement parts recommended by the manufacturer.

\triangle 印の部分は安全を維持するために重要な部品です。従って交換時は必ず指定の部品を使用してください。



PARTS LIST OF DVD MECHANISM UNIT

00D 337 0139 006 DVD MECHA (TD-5HP-S65)-D11

* 本表に記載されている部品は、補修用部品のため製品に使用している部品とは一部、形状、寸法などが異なる場合があります。

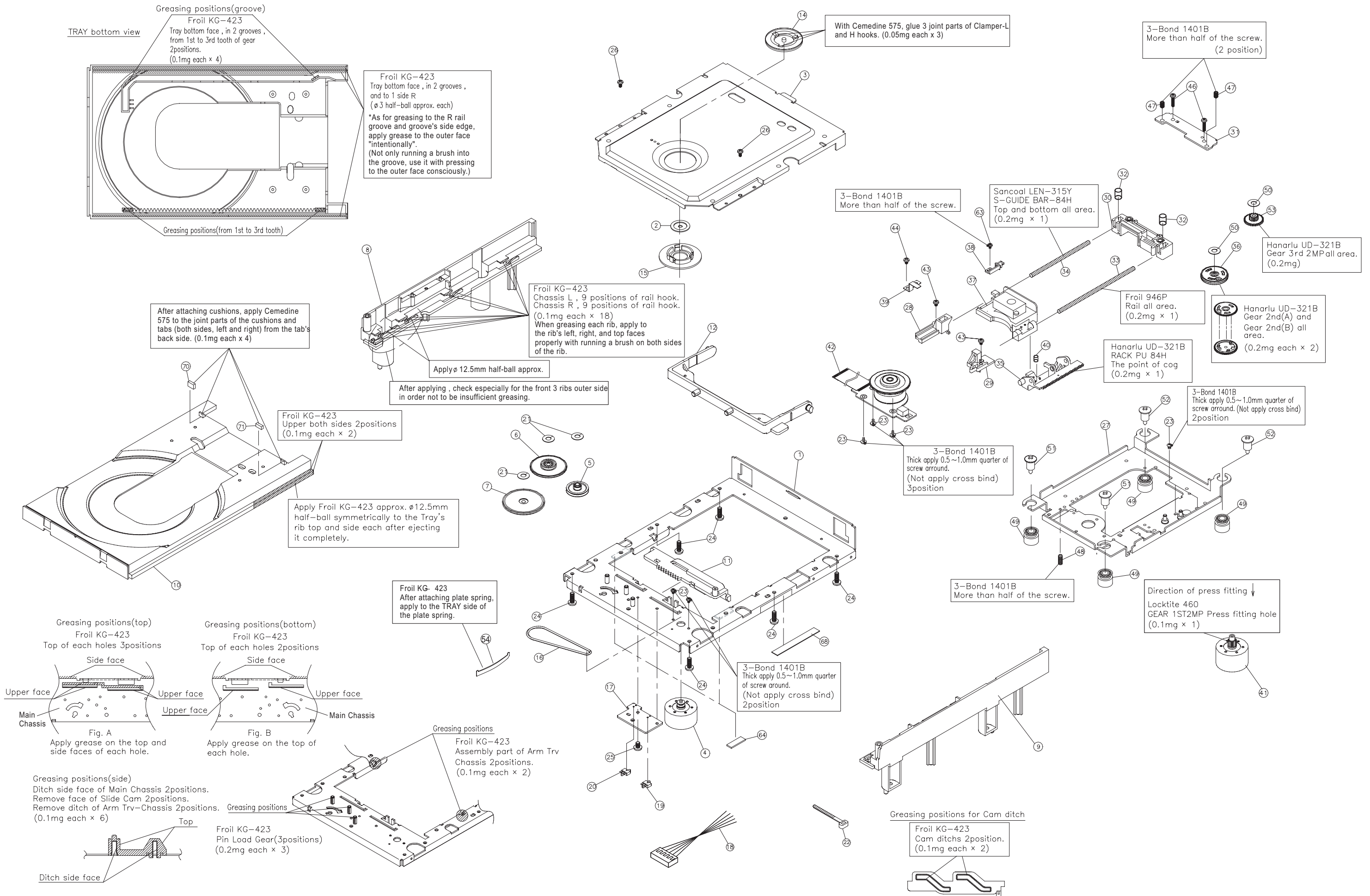
* The parts listed below are for maintenance only, might differ from the parts used in the unit in appearances or dimensions.

* "nsp" 印の部品は常時在庫していませんので供給に長時間を要することがあります。場合によっては、供給をお断りする場合があります。

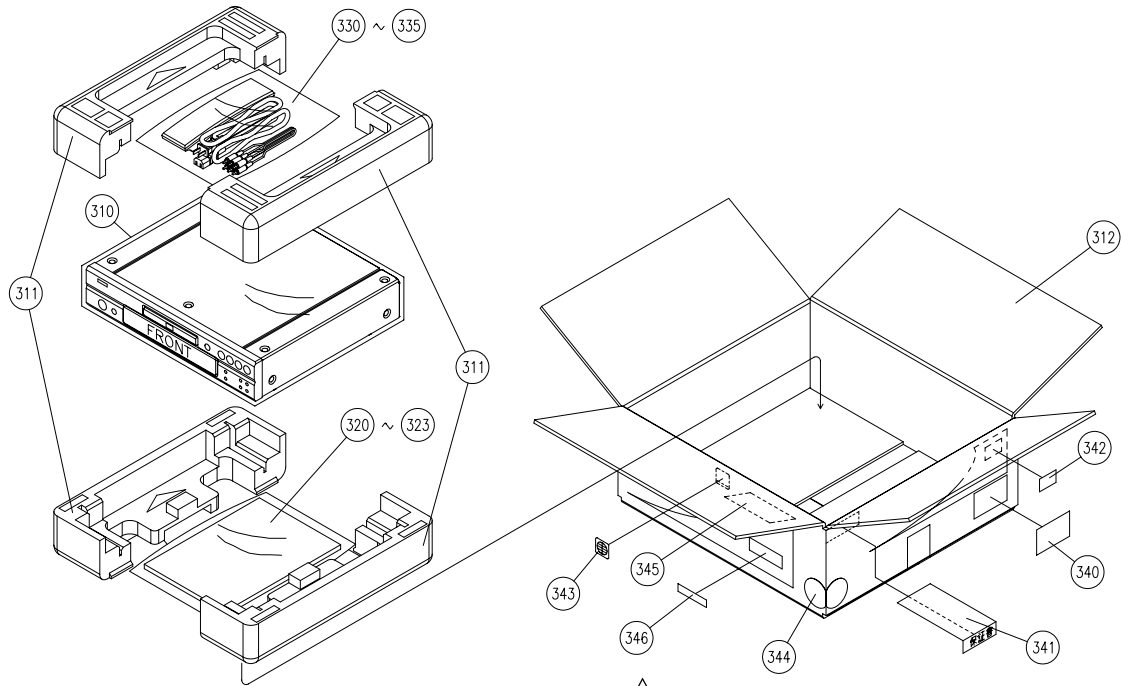
* Part indicated with the mark "nsp" are not always in stock and possibly to take a long period of time for supplying, or in some case supplying of part may be refused.

Ref. No.	nsp	Part No.	Part Name	Remarks	Q'ty	New
1	nsp	00D 9KC 1A01 7	MAIN CHASSIS ASS'Y		1	
3		00D 9KA 2A73 8	GUIDE CLAMP ASS'Y		1	*
4		00D 9KC 2A00 3	LOADING MOTOR ASS'Y		1	
5		00D 9KC 2G02 9	LOADING GEAR		1	
6		00D 9KB 9G03 0	LOADING GEAR 2ND		1	
7		00D 9KB 9G03 1	LOADING GEAR 3RD		1	
8	nsp	00D 9KA 2G41 7	SUB CHASSIS-L		1	
9	nsp	00D 9KA 2G41 8	SUB CHASSIS-R		1	
10		00D 9KA 2A73 7	TRAY ASS'Y		1	*
11		00D 9KC 1G00 3	SLIDE-CAM		1	
12		00D 9KC 1G00 4	TRAVERSE ARM		1	
16		00D 9KB 9G01 5	LOADING BELT		1	
17	nsp	00D 9KC 1P01 4	SWITCH P.W.B.		1	
18	nsp	00D 9KC 2G09 4	5P PH WIRE		1	
19		00D 9KS 01W2 04	SWITCH ESE22MH21		1	
20		00D 9KS 01W2 05	SWITCH ESE22MH23		1	
21	nsp	00D 9KP 26C6 25	POLY.SLIT WASHER 2.6X6X0.25C		3	
22		-	WIRE CLAMPER		1	
23	nsp	00D 9K3 BZ22 U3	PRECISION SCREW 1.7X2.2 TYPE3		2	
24	nsp	00D 9KB DB06 U3	SCREW 2.6X6 CBTS(B)-Z		6	
25	nsp	00D 9K3 CS03 U3	PRECISION SCREW 2X3(S) TYPE3		1	
26	nsp	00D 9KB CP06 U3	SCREW 2X6 CBTS(P)-Z		2	
27A		00D 9KA 2A69 3	TRAVERSE MECHA (FEED) ASS'Y	Assembled part	1	*
23		-	PRECISION SCREW 1.7X2.2 TYPE3		5	
27		-	PU CHASSIS ASS'Y		1	
28		-	SHAFT HOLDER L		1	
29		-	SHAFT HOLDER R		1	
30		-	SHAFT TILT BASE-W		1	
31		-	SHAFT TILT PLATE-W		1	
32		-	TILT SPRING		2	
33		-	MAIN SHAFT		1	
34		-	SUB SHAFT		1	
35		-	PU RACK GEAR		1	
36		-	FEED GEAR 2ND ASS'Y		1	
37		-	PICK UP SF-HD65G		1	
39		-	SHAFT SPRING		1	
40		-	RACK GEAR SPRING		1	
41		-	FEED MOTOR ASS'Y		1	
42		-	T/T MOTOR ASS'Y		1	
43		-	SCREW 2.6X6 CBTS(S)-Z		2	
44		-	SCREW 2.6X4 CBTS(S)-Z		1	
46		-	SCREW 2.6X15 CFTS(S)-Z		2	
47		-	SCREW 3X4 BSS		2	
48		-	SCREW 3X8 BSS (A)		1	
50		-	POLY.SLIT WASHER 2.1X4X0.25C		2	
53		-	FEED GEAR 3RD		1	
49		00D 9KA 2G64 3	DAMPER		4	
51		00D 9KC 1H01 2	SPECIAL SCREW		4	
54	nsp	00D 9KB 7P02 4	TRAY-SPRING-VXF		1	
56	nsp	00D 9KC 1G04 2	RUBBER CUSHION		2	
59	nsp	00D 9KC 2G04 5	TRAY-CUSHION		1	
66		00D 009 0276 006	24P FFC(0.5)		1	*
70		-	TAPE W10X45 (NITTO NO.156)		1	

POINTS OF GREASING



PACKING VIEW

PARTS LIST OF PACKING & ACCESSORIES 3

* 本表に記載されている部品は、補修用部品のため製品に使用している部品とは一部、形状、寸法などが異なる場合があります。

* The parts listed below are for maintenance only, might differ from the parts used in the unit in appearances or dimensions.

* "nsp" 印の部品は常時在庫していませんので供給に長時間を要することがあります。場合によっては、供給をお断りする場合があります。

* Part indicated with the mark "nsp" are not always in stock and possibly to take a long period of time for supplying, or in some case supplying of part may be refused.

Note: The symbols in the column "Remarks" indicate the following destinations.

E3 : U.S.A. & Canada model (DVD-2930CI)

E2 : Europe model

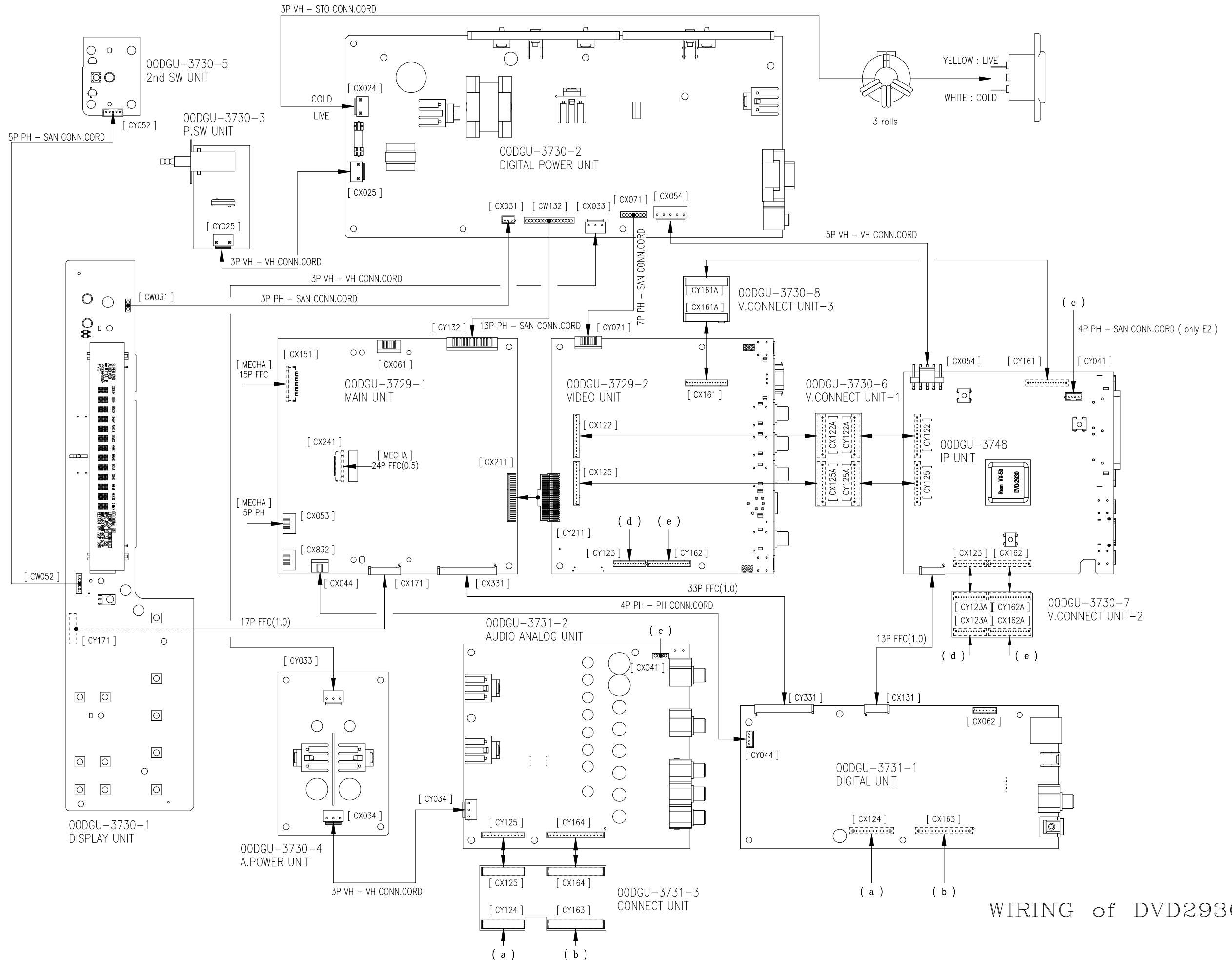
E2A : Asia model

E1C : China model

JP : Japan model

Ref. No.	nsp	Part No.	Part Name	Remarks	Q'ty	New
310	nsp	00D 505 0131 076	CABINET COVER		1	
311		00D 503 1520 004	CUSHION(DVD2930)		2	*
312	nsp	00D 501 2330 006	CARTON CASE(2930E3)	E3 Model	1	*
312	nsp	00D 501 2330 019	CARTON CASE(2930EX)	E2,E2A,E1C Model	1	*
312	nsp	00D 501 2330 048	CARTON CASE(2930SP)	JP Model	1	*
320	nsp	00D 505 0038 043	POLY COVER		1	
321	nsp	00D 515 0944 406	WARRANTY (HOME)	E3 Model	1	
322		00D 511 4451 003	INST.MANUAL(2930E3)	E3 Model	1	*
322		00D 511 4518 001	INST.MANUAL(2930E2)	E2 Model	1	*
322		00D 511 4520 002	INST.MANUAL(2930E2A)	E2A Model	1	*
322		00D 511 4519 000	INST.MANUAL(2930JP)	JP Model	1	*
322		00D 511 4521 001	INST.MANUAL(2930E1C)	E1C Model	1	*
323	nsp	00D 515 0921 607	S.S.LIST(EX)	E3,E2,E2A,E1C Model	1	
323	nsp	00D 515 0918 500	SERVICE STATION LIST	JP Model	1	
330	nsp	00D 505 0038 043	POLY COVER		1	
331		00D 399 1061 003	REMOCON(RC1037)		1	*
332		00D 206 2225 009	AC CORD SET(E3) D8.5	E3 Model	1	
332		00D 206 2203 005	AC CORD SET (E2)	E2,E2A Model	1	
332		00D 206 2223 001	AC CORD SET(J) D7.4	JP Model	1	
332		00D 206 2249 001	AC CORD (E1C)	E1C Model	1	
333		00D 203 5224 008	3P PIN CORD	E3,JP,E1C Model	1	
333		00D 203 5392 008	3P PIN CORD(ROHS)	E2,E2A Model	1	*
334		00D 204 3006 001	8P MODULAR CABLE		1	*
335		-	BATTERY(UM-3)ASS'Y		1	
340		-	CONT.CARD(L)	E3,E2,E2A,E1C Model	1	
341	nsp	00D 515 0919 208	GUARANTEE CARD(S)	JP Model	1	
342	nsp	00D 517 1512 008	UPC LABEL(2930CIKE3)	E3 Model	1	*
342	nsp	00D 517 1484 071	E2 POS LABEL(2930BKE2)	Black E2 Model	1	*
342	nsp	00D 517 1484 084	E2 POS LABEL(2930SRE2)	Silver E2 Model	1	*
342	nsp	00D 517 1484 097	E2 POS LABEL(2930SPE2A)	E2A Model	1	*
342	nsp	00D 517 1477 062	POS LABEL(2930SP)	JP Model	1	*
343	nsp	00D 513 3579 018	REGION LABEL(NO.2)	E2,E2A Model	2	
343	nsp	00D 513 3650 047	REGION SEAL(NO.6)	E1C Model	2	
344	nsp	00D 513 9111 030	COLOR LABEL(Premium Silver)	P.Silver Model	2	
344	nsp	00D 513 9111 056	COLOR LABEL(Silver)	Silver Model	2	
345	nsp	00D 513 4144 002	CARTON LABEL(2930E1C)	E1C Model	1	*
346		-	S.NO.SHEET SUB ASS'Y	JP Model	1	

WIRING DIAGRAM



WIRING of DVD2930

MEASURING METHOD AND WAVEFORMS

To check the waveforms on the Main P.W.B., the GND (-) probe of the oscilloscope to "Vref" point.
(Except for Inner SW, TRVSW)

NOTES

Measuring Disc: DVD/DVDT-S01 or TDV-520A
CD/TCD-784

(It is better to use wires for extending between the probe and test points.)

- When watching the HF waveform, use the extending wire as short as possible.
- When HF waveform is noisy or cannot discriminate the eye-pattern, replace the Traverse Unit after measuring the lop.
- ① ~ ⑰ points have the certain test points shown below.

各部の波形と測定方法

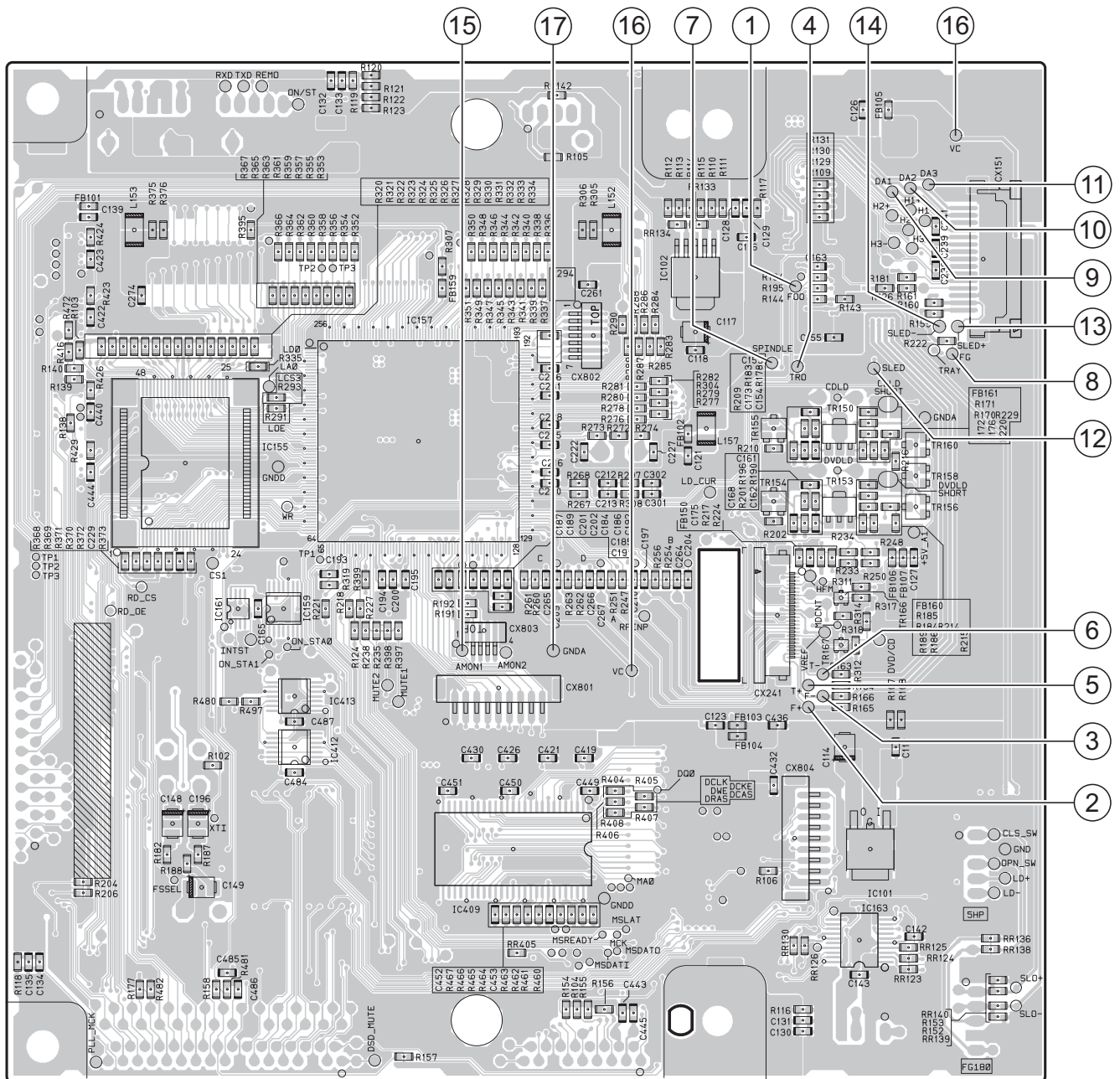
メイン基板の波形チェックを行うためにはオシロスコープのGND(-)プローブを"Vref"ポイントに接続します。

注意

測定ディスク: DVD/DVDT-S01 or TDV-520A
CD/TCD-784

(テストポイントとプローブ間に延長ワイヤを使用するのがより良い方法です。)

- HF 波形を観測する場合、できるだけ短い延長ワイヤを使用してください。
- HF 波形がノイズで不明瞭、またはアイパターンが識別不能の場合は lop 測定後にトラバースユニットを交換してください。
- ポイント①~⑰は、下図のように特定テストポイント付きです。



GU-3729-1 Main P.W.B. Unit : Foil Side

- * Reference voltage of AMON1 ⑮ is GNDA ⑰, and reference voltage of other point is VC ⑯.
- * AMON1 ⑮の基準電圧は GNDA ⑰で、他のポイントの基準電圧は VC ⑯です。

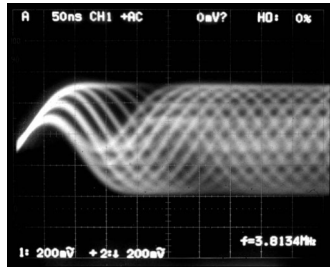
WAVEFORMS
GU-3729-1 MAIN P.W.B.

DVD PLAY Disc: TDV-520A

CD PLAY Disc: TCD-784

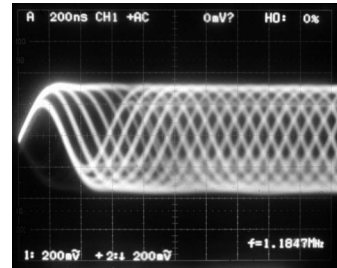
DVRF waveform

⑮ AMON1



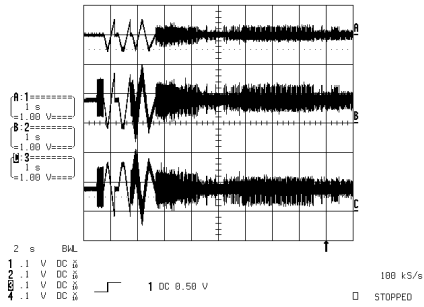
DVRF waveform

⑮ AMON1



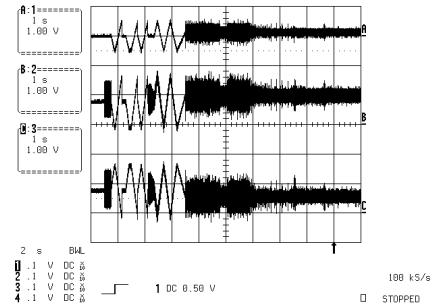
DVD LOADING → PLAY

① FOO
② F+
③ F-



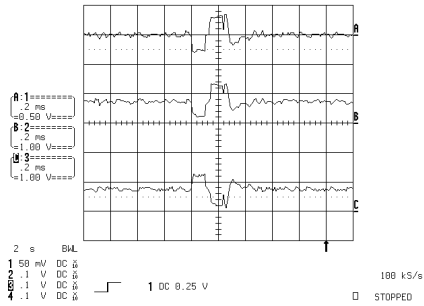
CD LOADING → PLAY

① FOO
② F+
③ F-



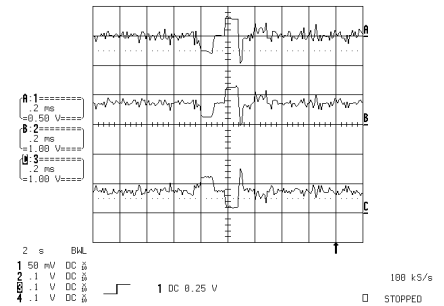
DVD PLAY

④ TRO
⑤ T+
⑥ T-



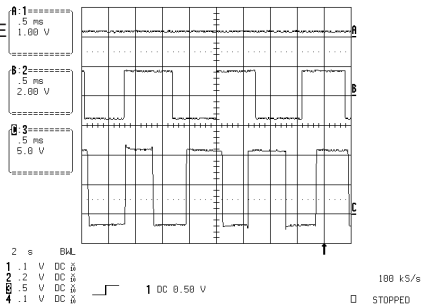
CD PLAY

④ TRO
⑤ T+
⑥ T-



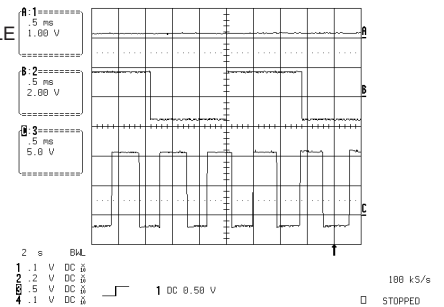
DVD PLAY (INNER)

⑦ SPINDLE
⑧ FG
⑨ DA1



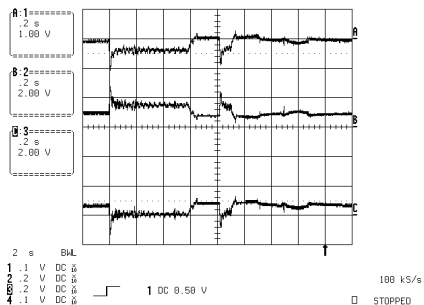
CD PLAY (INNER)

⑦ SPINDLE
⑧ FG
⑨ DA1



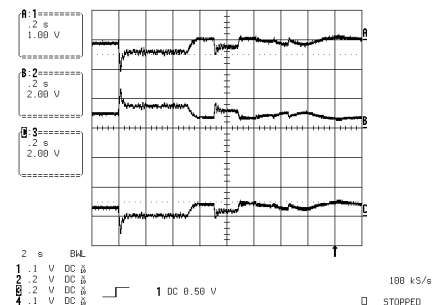
SEARCH (INNER → OUTER)

⑫ SLED
⑬ SLED+
⑭ SLED-

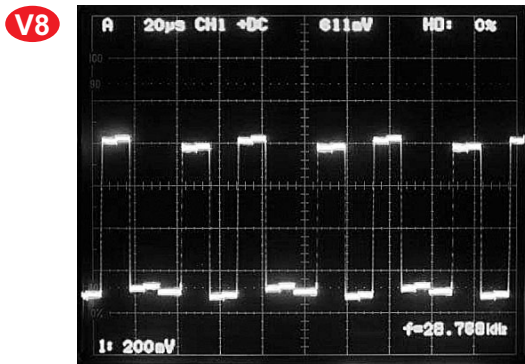
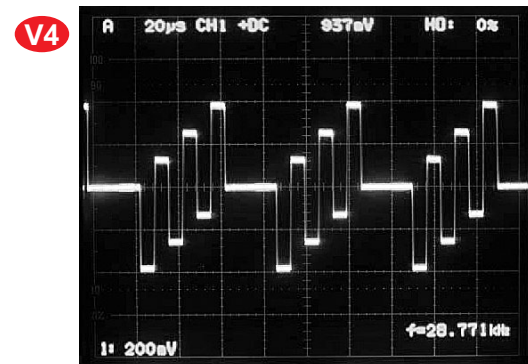
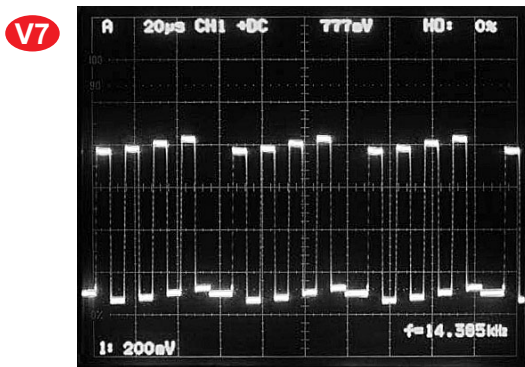
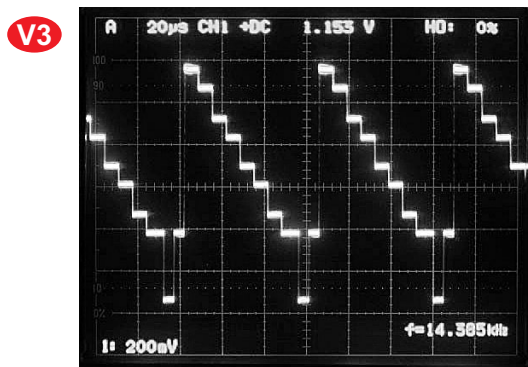
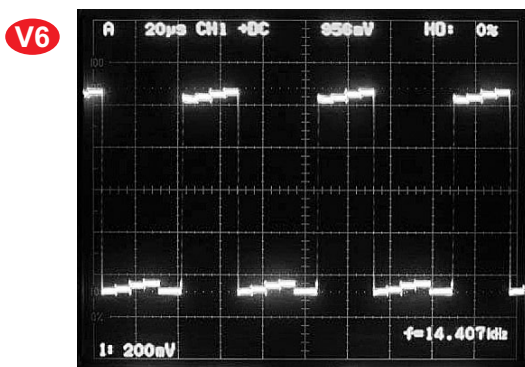

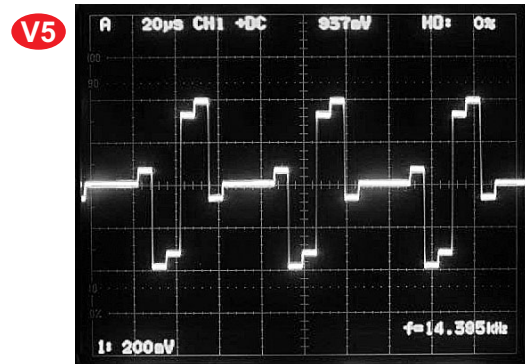
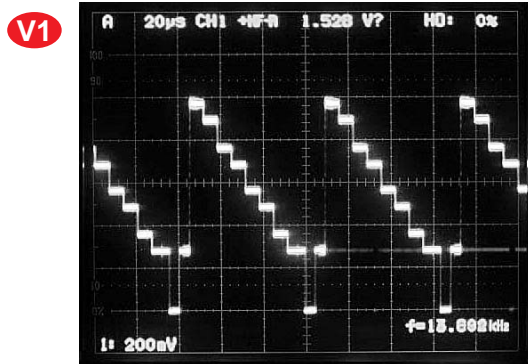


SEARCH (INNER → OUTER)

⑫ SLED
⑬ SLED+
⑭ SLED-



GU-3729-2 VIDEO P.W.B.



NOTE FOR SCHEMATIC DIAGRAM

WARNING:

Parts marked with this symbol \triangle have critical characteristics. Use ONLY replacement parts recommended by the manufacturer.

CAUTION:

Before returning the unit to the customer, make sure you make either (1) a leakage current check or (2) a line to chassis resistance check. If the leakage current exceeds 0.5 milliamps, or if the resistance from chassis to either side of the power cord is less than 460 kohms, the unit is defective.

WARNING:

DO NOT return the unit to the customer until the problem is located and corrected.

NOTICE:

ALL RESISTANCE VALUES IN OHM. k=1,000 OHM
M=1,000,000 OHM
ALL CAPACITANCE VALUES IN MICRO FARAD.
P=MICRO-MICRO FARAD
EACH VOLTAGE AND CURRENT ARE MEASURED AT
NO SIGNAL INPUT CONDITION.
CIRCUIT AND PARTS ARE SUBJECT TO CHANGE
WITHOUT PRIOR NOTICE.

配線図について

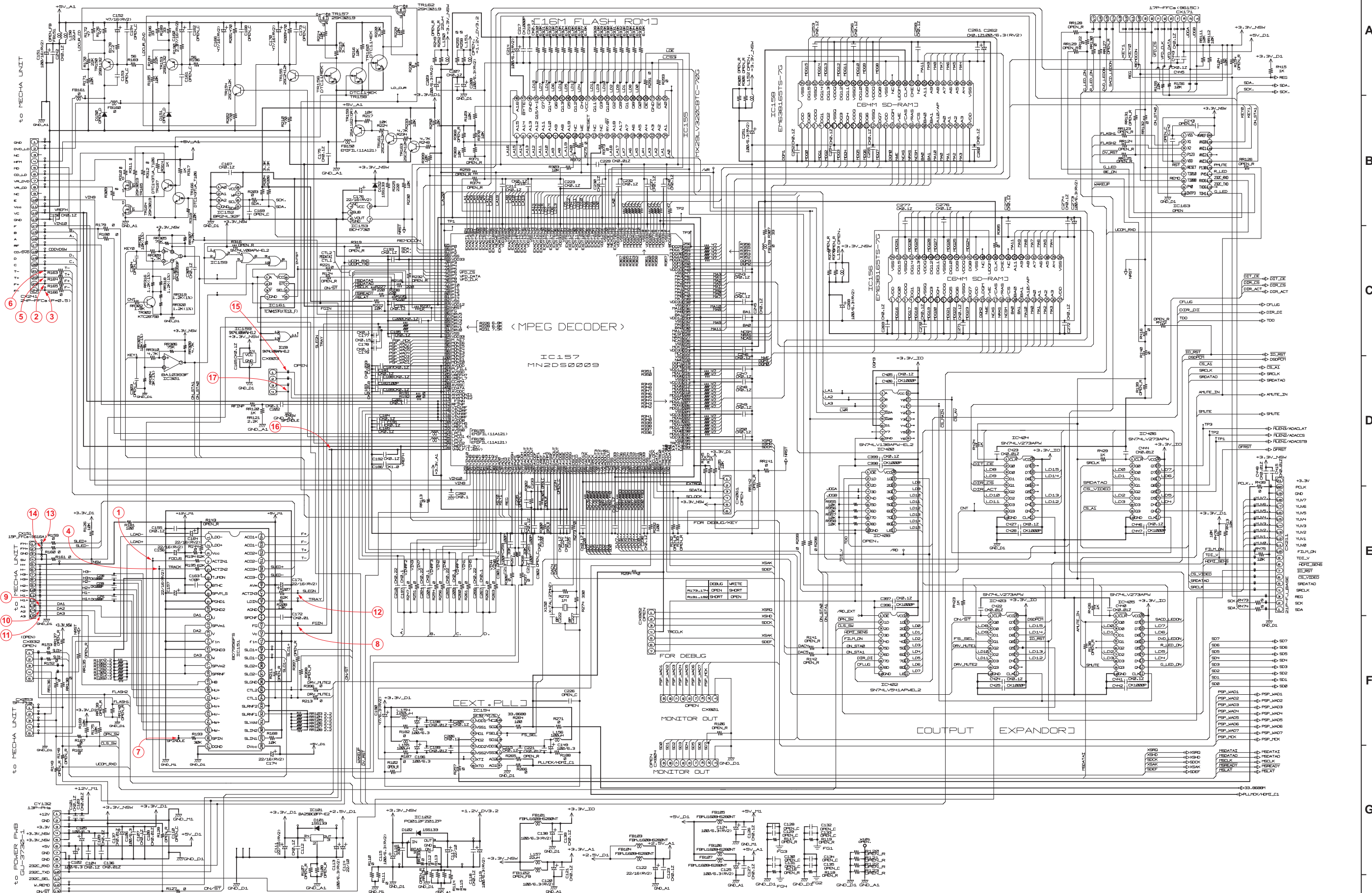
\triangle 印の部品は安全を維持するために重要な部品です。従って交換時は必ず指定の部品を使用してください。

注)

- (1) 指定なき抵抗値は Ω 、k は k Ω 、M は M Ω を示す。
- (2) 指定なきコンデンサーの値は μF 、p は pF を示す。
- (3) 各部の電圧は無信号の値を示す。
- (4) この配線図は基本配線図です。改良等のため変更することがありますのでご了承ください。

SCHEMATIC DIAGRAMS (1/18)

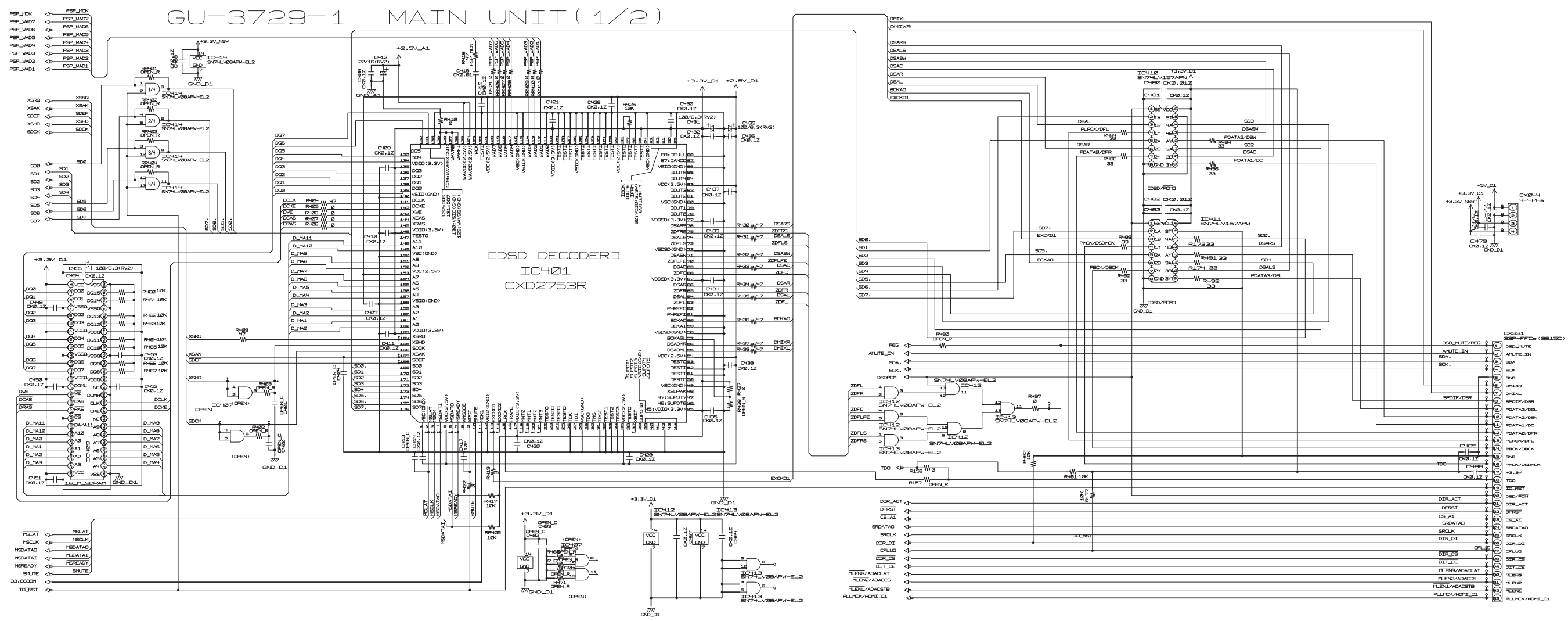
1 2 3 4 5 6 7 8 9 10 11



SCHEMATIC DIAGRAMS (2/18)

1 2 3 4 5 6 7 8 9 10 11

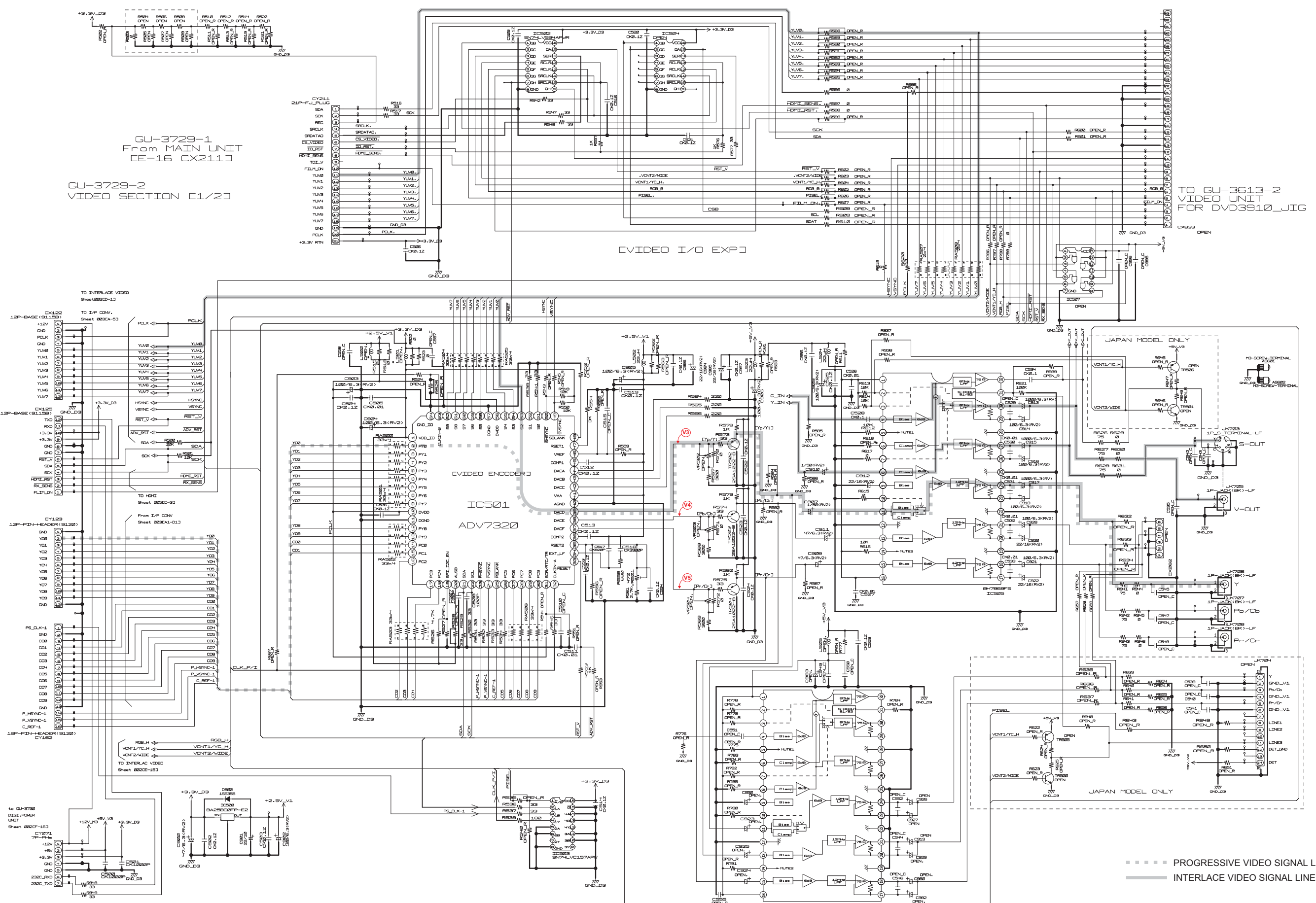
A
B
C
D
E
F
G
H



SCHEMATIC DIAGRAMS (3/18)

1 2 3 4 5 6 7 8 9 10 11

A
B
C
D
E
F
G
H



GU-3729-1
From MAIN UNIT
[E-16 CX211]

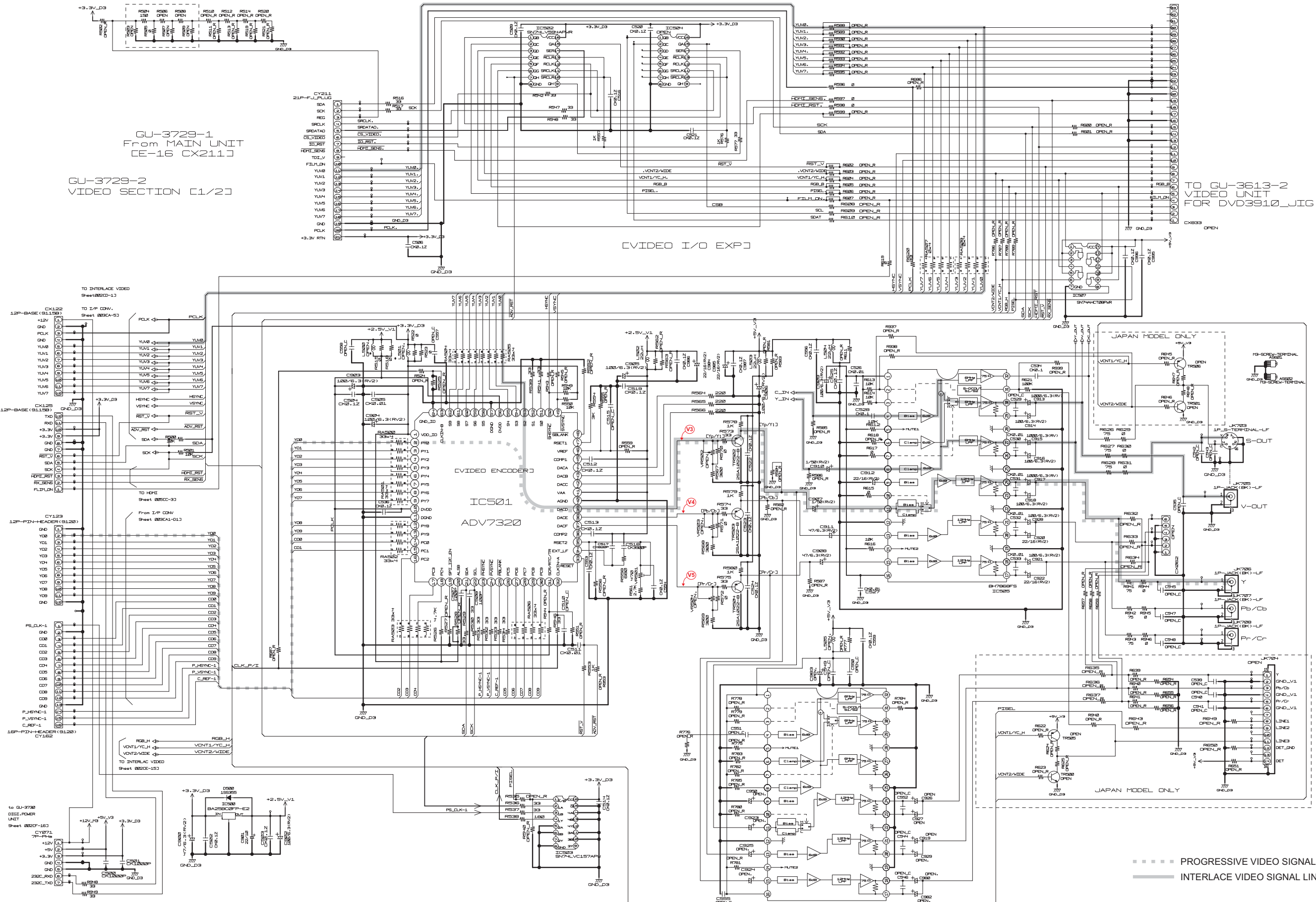
GU-3729-2
VIDEO SECTION [1/2]

TO GU-3613-2
VIDEO UNIT
FOR DVD3910_JIG

----- PROGRESSIVE VIDEO SIGNAL LINE
—— INTERLACE VIDEO SIGNAL LINE

SCHEMATIC DIAGRAMS (4/18)

1 2 3 4 5 6 7 8 9 10 11



GU-3729-1
From MAIN UNIT
[E-16 CX211]

GU-3729-2
VIDEO SECTION [1/2]

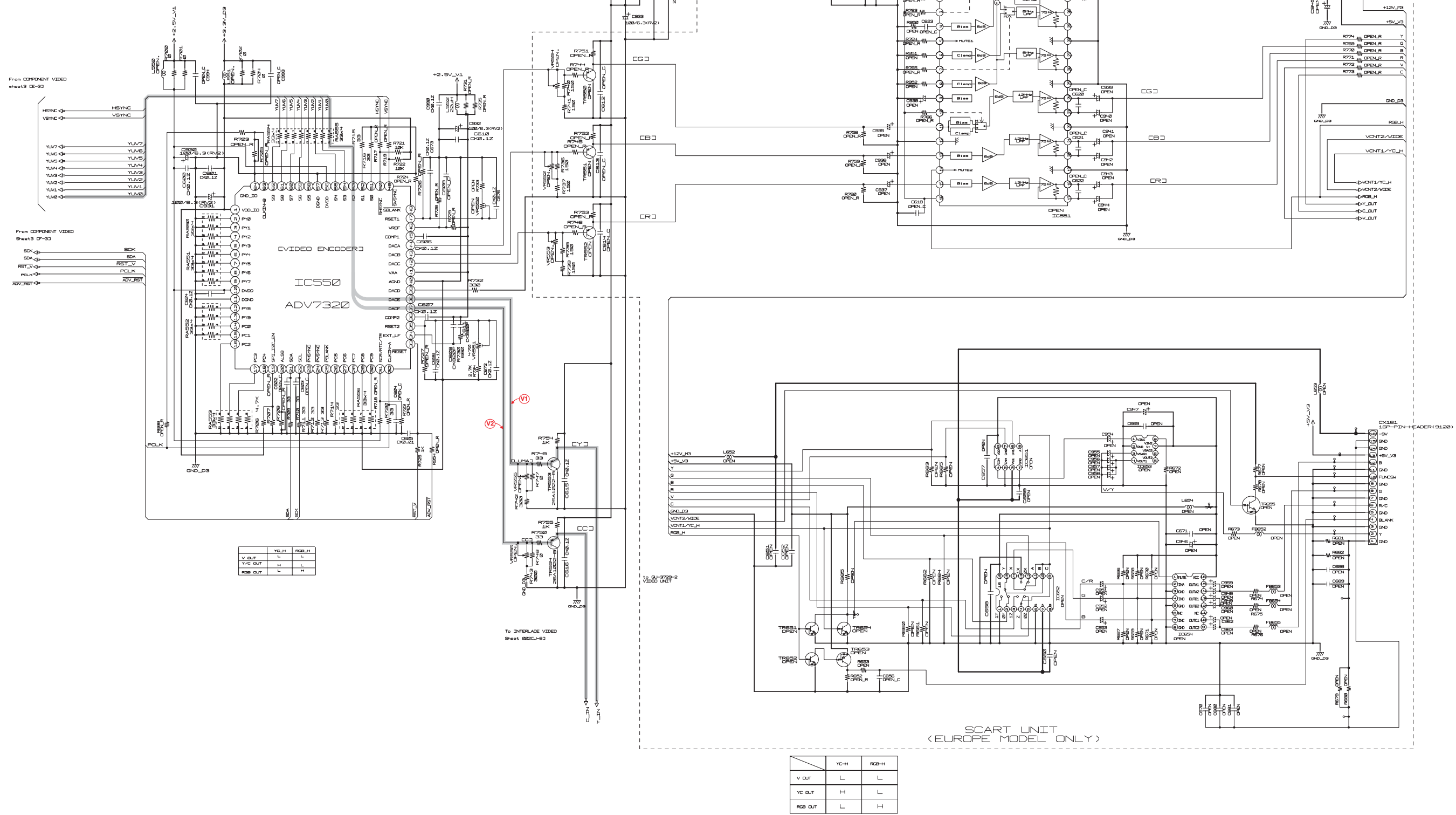
TO GU-3613-2
VIDEO UNIT
FOR DVD3910_JIG

----- PROGRESSIVE VIDEO SIGNAL LINE
—— INTERLACE VIDEO SIGNAL LINE

SCHEMATIC DIAGRAMS (4/18)
GU-3729-2 VIDEO UNIT (1/2)
(for E2, E2A, E1C model)

SCHEMATIC DIAGRAMS (6/18)

VIDEO SECTION (2/2)
GU-3729



V OUT	L	RGB-H
YC OUT	H	L
RGB OUT	L	H

V OUT	L	RGB-H
YC OUT	H	L
RGB OUT	L	H

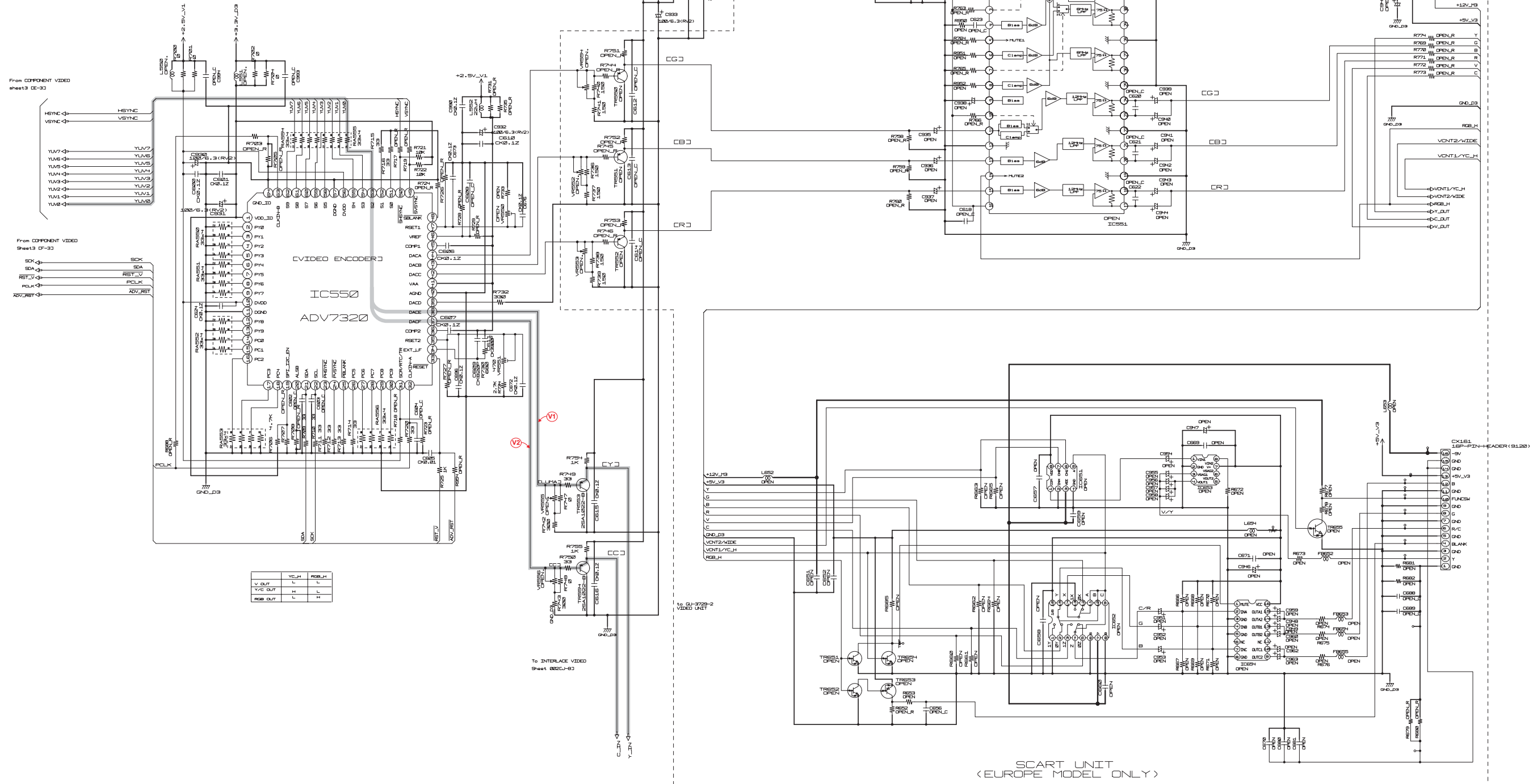
INTERLACE VIDEO SIGNAL LINE

FILE NAME: bd3729.cir/2024.sht

SCHEMATIC DIAGRAMS (6/18)
GU-3729-2 VIDEO UNIT (2/2)
(for E3 model)

SCHEMATIC DIAGRAMS (8/18)

VIDEO SECTION (2/2)
GU-3729



From COMPONENT VIDEO sheet 13 DE-33

From COMPONENT VIDEO sheet 13 DF-33

Y OUT	L	RGB-H	L
YC OUT	H	RGB-H	L
RGB OUT	L	RGB-H	H

To INTERLACE VIDEO sheet 132C-102

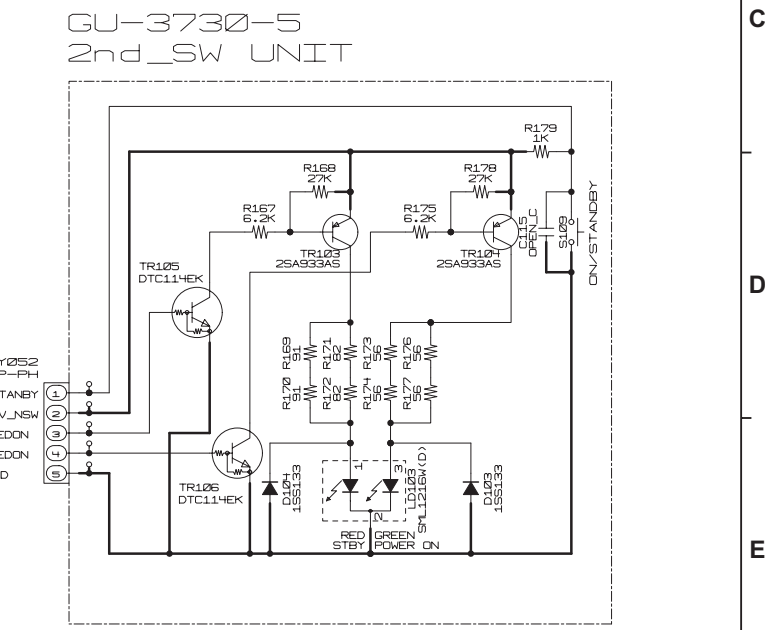
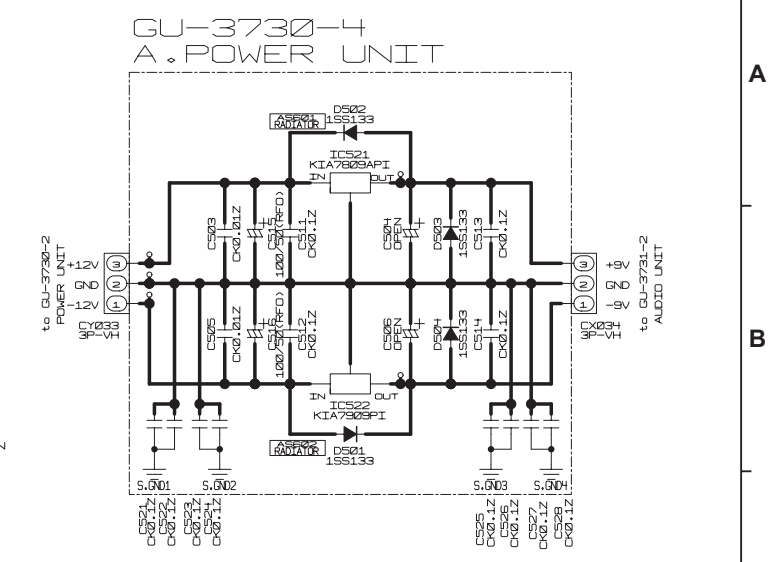
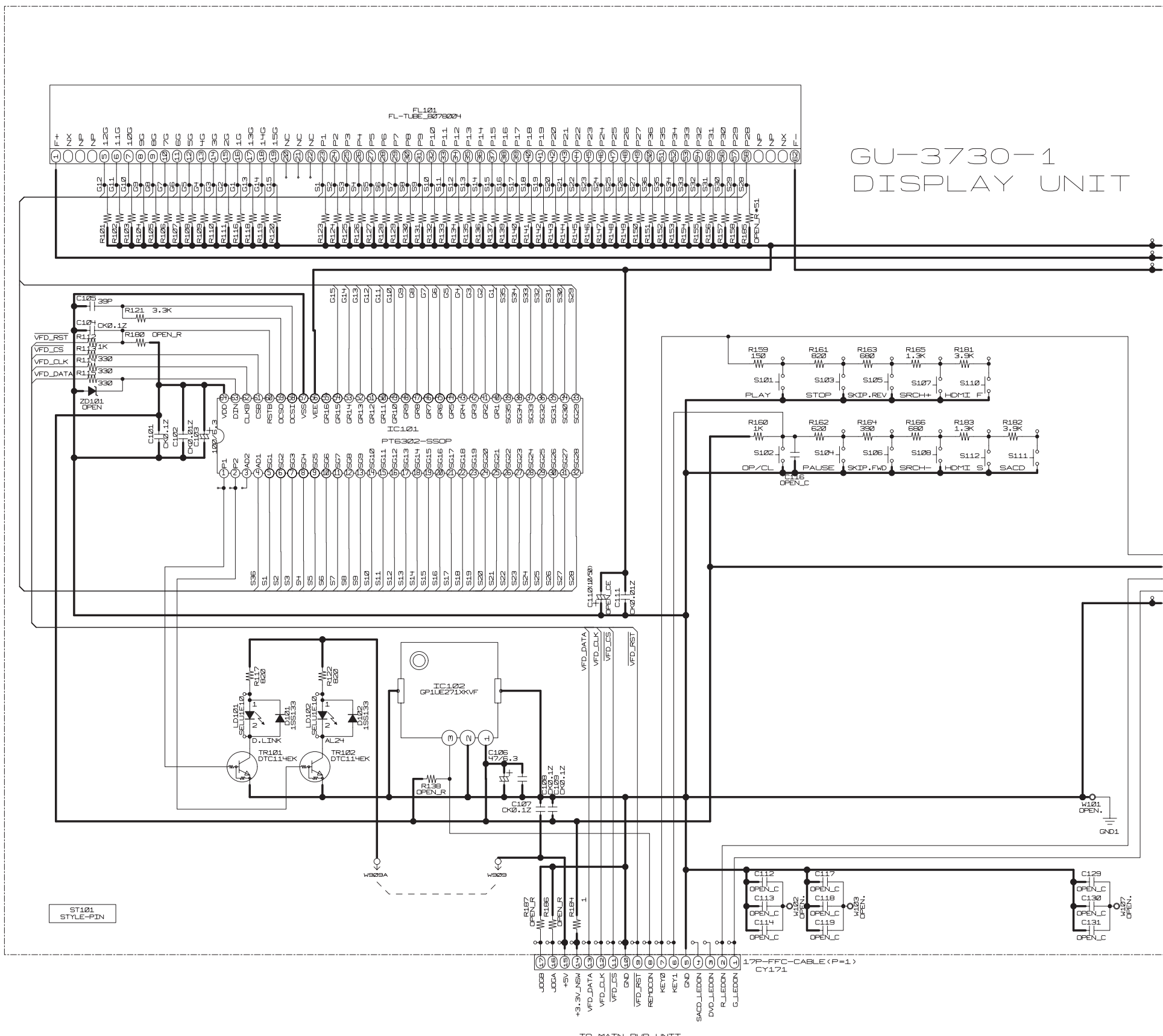
15 GU-3729-2 VIDEO UNIT

Y OUT	L	RGB-H	L
YC OUT	H	RGB-H	L
RGB OUT	L	RGB-H	H

SCART UNIT (EUROPE MODEL ONLY)

— INTERLACE VIDEO SIGNAL LINE

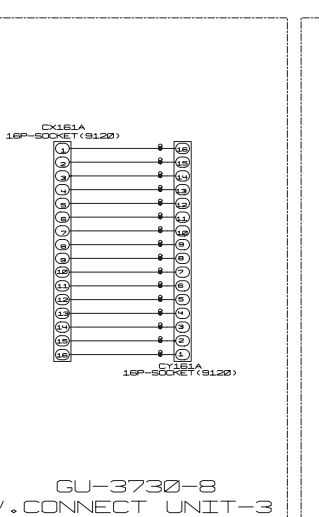
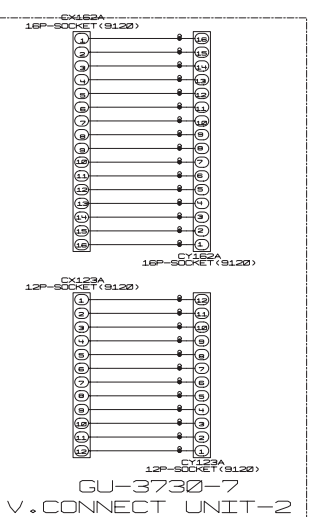
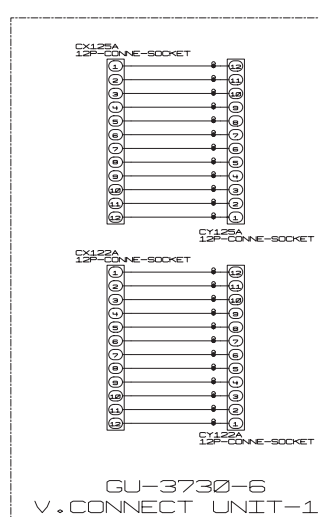
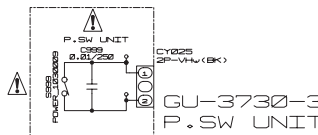
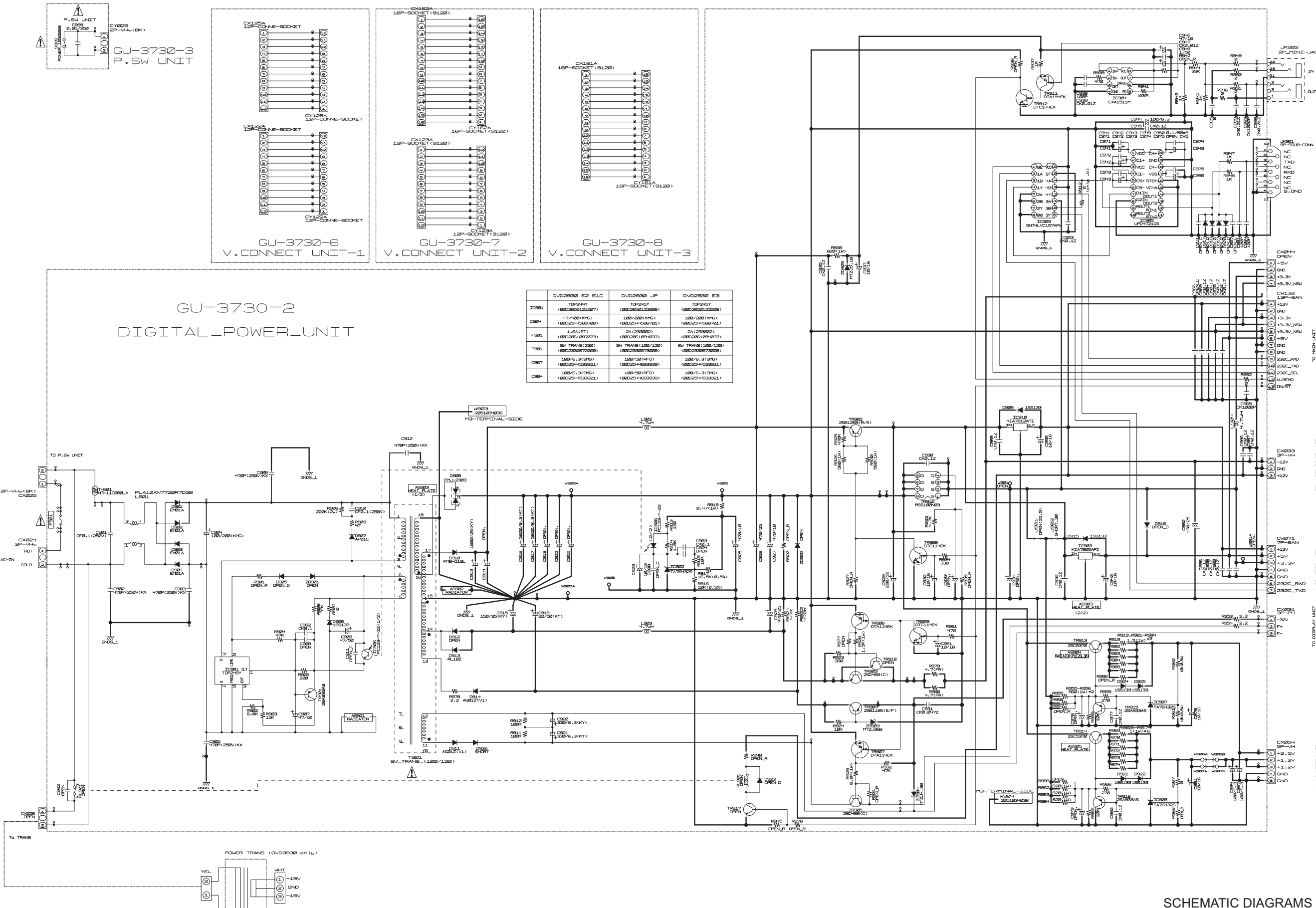
1 2 3 4 5 6 7 8 9 10 11



	DVD2930 E2 E1.C	DVD2930 JP	DVD2930 E.3
C515	100/50 (RFO) (00025+H63939)	470/50 (RFO) (00025+H75074)	100/50 (RFO) (00025+H63939)
C516	100/50 (RFO) (00025+H63939)	470/50 (RFO) (00025+H75074)	100/50 (RFO) (00025+H63939)

SCHEMATIC DIAGRAMS (9/18)
 GU-3730-1 DISPLAY UNIT
 GU-3730-4 A.POWER UNIT
 GU-3730-5 2nd SW UNIT

1 2 3 4 5 6 7 8 9 10 11



GU-3730-2
 DIGITAL_POWER_UNIT

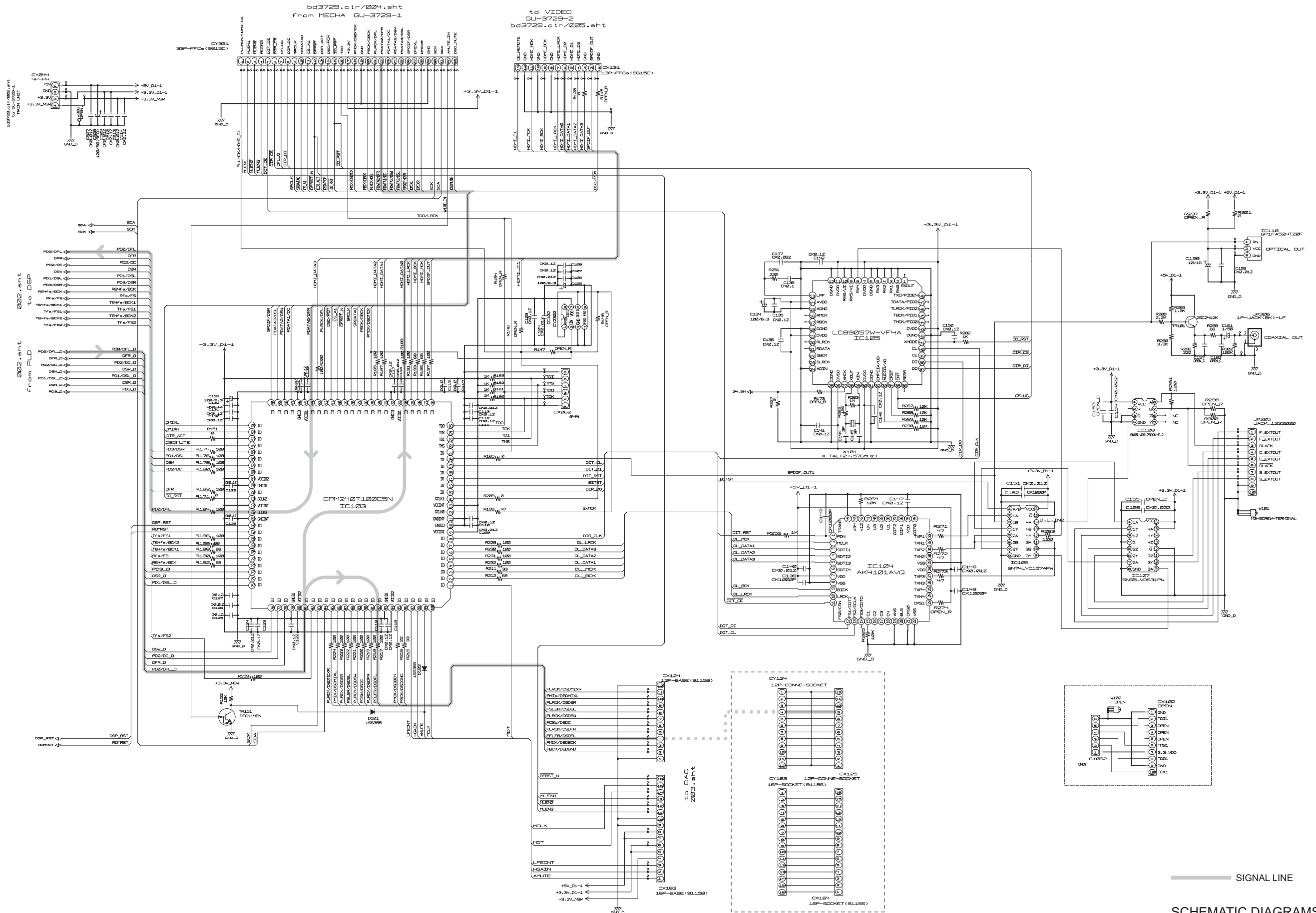
	DVD2930 E2 E1C	DVD2930 JP	DVD2930 E3
ICM1	TOP24HY (8002958121087)	TOP24HY (8002958122006)	TOP24HY (8002958122006)
C304	47*480 (HFD) (8002944887388)	100*200 (HFD) (8002944887388)	100*200 (HFD) (8002944887388)
F301	1.6A1E1T (800230610870773)	2A (230602) (800230610870773)	2A (230602) (800230610870773)
T301	SW TRANS (120) (8002330672009)	SW TRANS (100/120) (8002330672009)	SW TRANS (100/120) (8002330672009)
C307	100*6.3 (EPD) (8002944887388)	100*50 (HFD) (8002944887388)	100*6.3 (EPD) (8002944887388)
C304	100*6.3 (EPD) (8002944887388)	100*50 (HFD) (8002944887388)	100*6.3 (EPD) (8002944887388)

SCHEMATIC DIAGRAMS (10/18)
 GU-3730-2 DIGITAL POWER UNIT
 GU-3730-3 P.S.W UNIT
 GU-3730-6 V.CONNECT UNIT-1
 GU-3730-7 V.CONNECT UNIT-2
 GU-3730-8 V.CONNECT UNIT-3

FILE NAME: bd3730.cir/202.sht

SCHEMATIC DIAGRAMS (11/18)

1 2 3 4 5 6 7 8 9 10 11



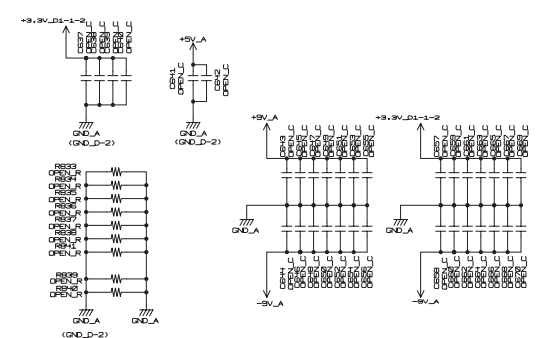
SIGNAL LINE

SCHEMATIC DIAGRAMS (11/18)
 GU-3731-1 DIGITAL UNIT (1/2)
 GU-3731-3 CONNECT UNIT
 GU-3731-4 PLD CONNECT UNIT

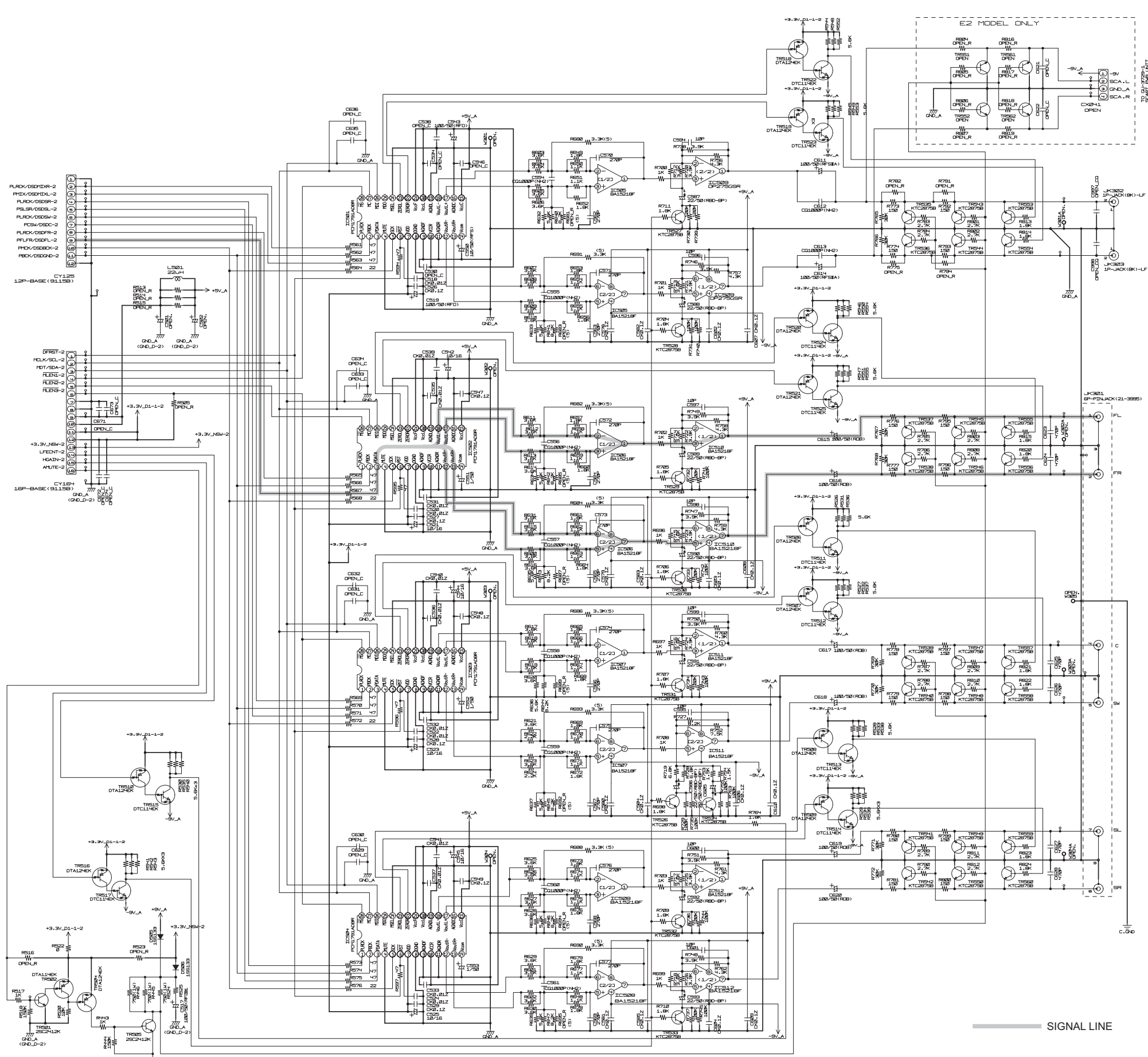
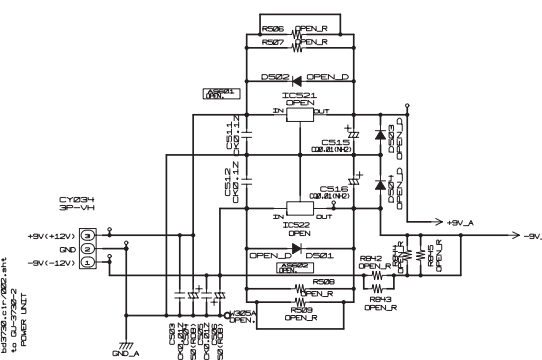
FILE NAME: bd3731.cir/021.sht

1 2 3 4 5 6 7 8 9 10 11

A
B
C
D
E
F
G
H



AUDIO UNIT
GU-3731-2



— SIGNAL LINE

SCHEMATIC DIAGRAMS (17/18)

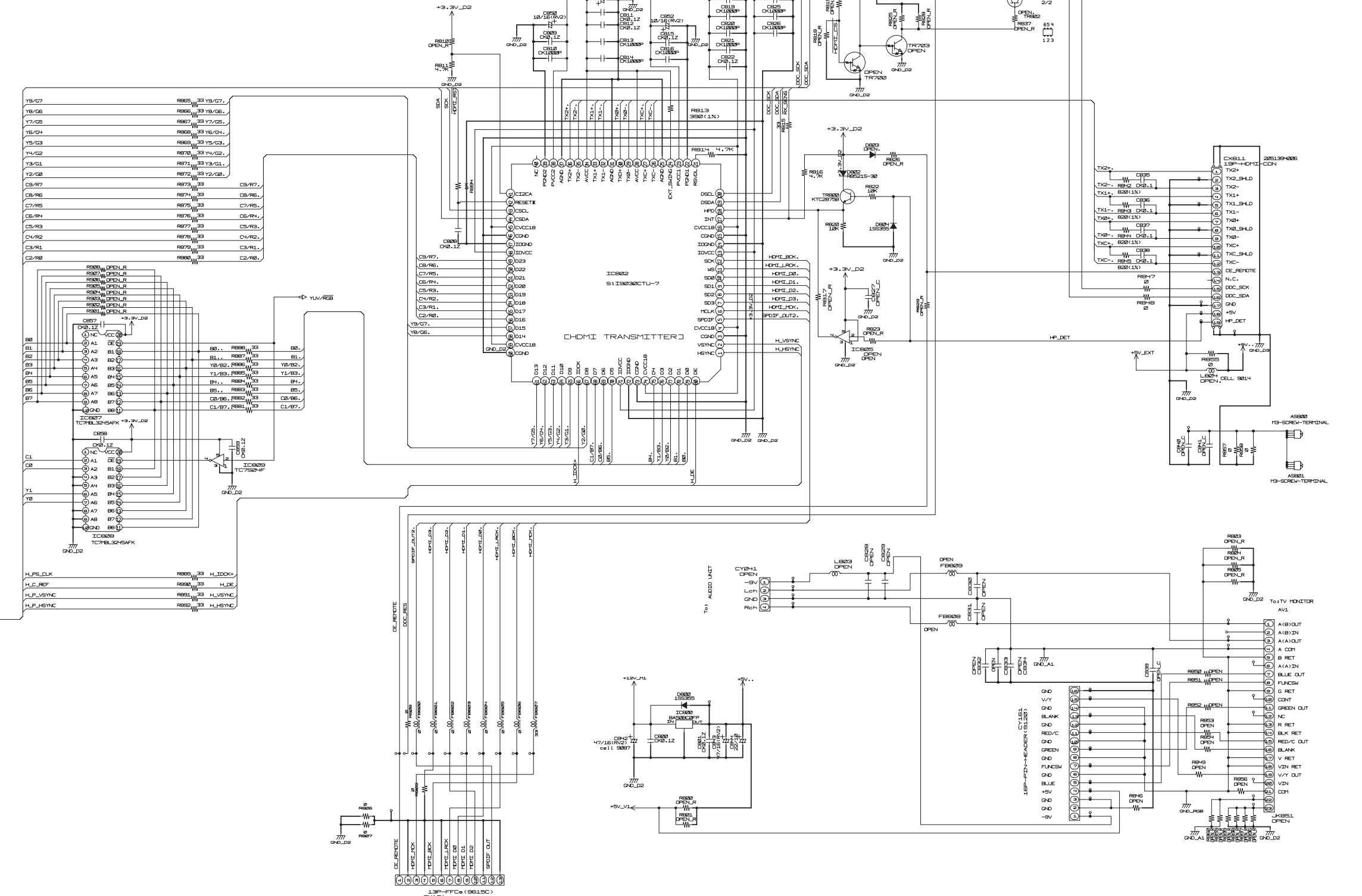
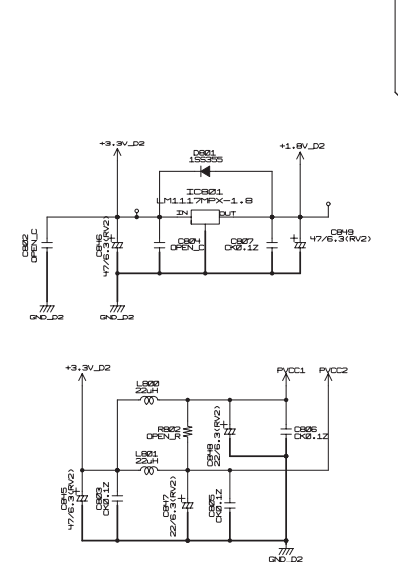
1 2 3 4 5 6 7 8 9 10 11

GU-3748
DIGITAL VIDEO UNIT(3/3)
[CHDMI ECTION]

From Scaler
Sheet 08HCB-23

- H_PS_CLK <-> H_PS_CLK
- SDA <-> SDA
- SDK <-> SDK
- RX_SENSE <-> RX_SENSE
- HDMI_RST <-> HDMI_RST
- H_L_REF <-> H_L_REF
- H_P_VSYNC <-> H_P_VSYNC
- H_P_HSYNC <-> H_P_HSYNC
- YB/G7 <-> YB/G7
- YB/G6 <-> YB/G6
- Y7/G5 <-> Y7/G5
- YB/G4 <-> YB/G4
- Y5/G3 <-> Y5/G3
- Y4/G2 <-> Y4/G2
- Y3/G1 <-> Y3/G1
- Y2/G0 <-> Y2/G0
- Y1 <-> Y1
- Y0 <-> Y0
- CB/R7 <-> CB/R7
- CB/R6 <-> CB/R6
- C7/R5 <-> C7/R5
- CB/R4 <-> CB/R4
- CB/R3 <-> CB/R3
- CB/R2 <-> CB/R2
- CB/R1 <-> CB/R1
- C1 <-> C1
- C0 <-> C0

- B7 <-> B7
- B6 <-> B6
- B5 <-> B5
- B4 <-> B4
- B3 <-> B3
- B2 <-> B2
- B1 <-> B1
- B0 <-> B0



Q4771 AL210 UNIT
Q4771 08L1CB-03

FILE NAME : bd3748.c1r/025.sht

SCHEMATIC DIAGRAMS (17/18)
GU-3748 DIGITAL VIDEO UNIT (3/3)
(for E3, JP model)

A
B
C
D
E
F
G
H

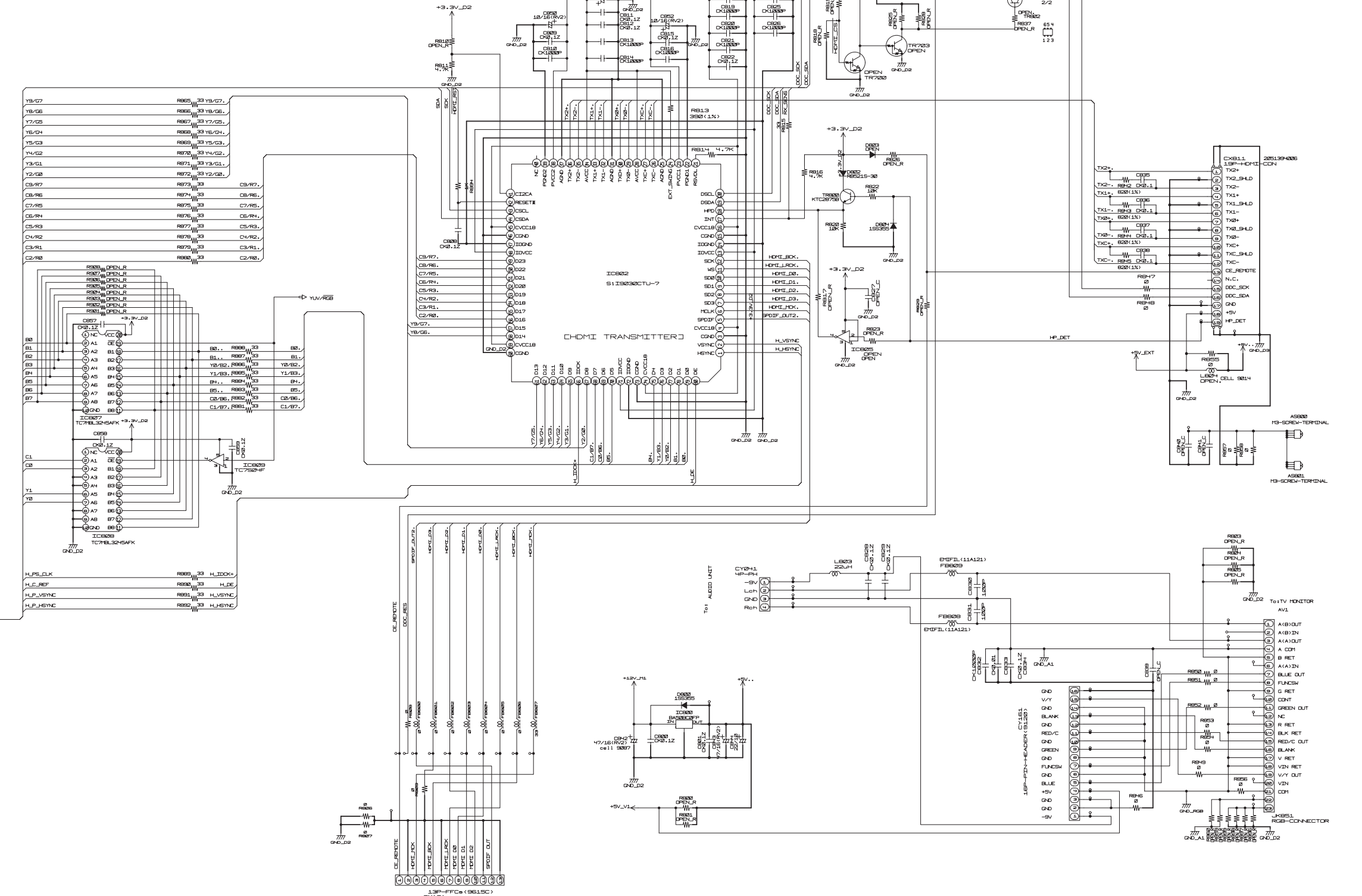
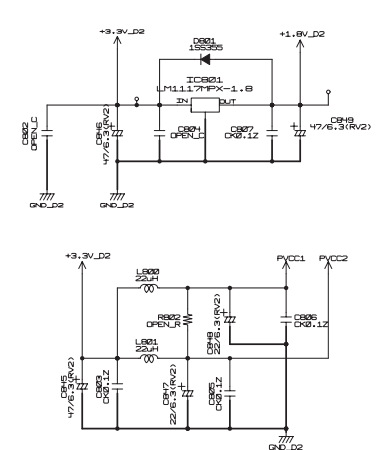
SCHEMATIC DIAGRAMS (18/18)

1 2 3 4 5 6 7 8 9 10 11

GU-3748
DIGITAL VIDEO UNIT(3/3)
[CHDMI ECTION]

From Scaler
Sheet 084CB-23

- H_PS_CLK <-> H_PS_CLK
- SDA <-> SDA
- SDK <-> SDK
- RX_SENSE <-> RX_SENSE
- H_C_RST <-> H_C_RST
- H_C_REF <-> H_C_REF
- H_P_VSYNC <-> H_P_VSYNC
- H_P_HSYNC <-> H_P_HSYNC
- YB/G7 <-> YB/G7
- YB/G6 <-> YB/G6
- Y7/G5 <-> Y7/G5
- YB/G4 <-> YB/G4
- Y5/G3 <-> Y5/G3
- Y4/G2 <-> Y4/G2
- Y3/G1 <-> Y3/G1
- Y2/G0 <-> Y2/G0
- Y1 <-> Y1
- Y0 <-> Y0
- CB/R7 <-> CB/R7
- CB/R6 <-> CB/R6
- C7/R5 <-> C7/R5
- CB/R4 <-> CB/R4
- CB/R3 <-> CB/R3
- CB/R2 <-> CB/R2
- CB/R1 <-> CB/R1
- C1 <-> C1
- C0 <-> C0



Q1791 ALDID UNIT
9441 081CB-03

SCHEMATIC DIAGRAMS (18/18)
GU-3748 DIGITAL VIDEO UNIT (3/3)
(for E2, E2A, E1C model)

FILE NAME : bd3748.c1r/005.sht

A
B
C
D
E
F
G
H